

# **VEVOR<sup>®</sup>**

**TOUGH TOOLS, HALF PRICE**

Technical Support and E-Warranty Certificate [www.vevor.com/support](http://www.vevor.com/support)

## **GUTTER BRUSH**

**MODEL:0809-10/0809-20/0809-27/0809-40/0809-5/0810-20**

We continue to be committed to provide you tools with competitive price.

"Save Half", "Half Price" or any other similar expressions used by us only represents an estimate of savings you might benefit from buying certain tools with us compared to the major top brands and does not necessarily mean to cover all categories of tools offered by us. You are kindly reminded to verify carefully when you are placing an order with us if you are actually saving half in comparison with the top major brands.

# VEVOR®

TOUGH TOOLS, HALF PRICE

## Gutter Brush

MODEL:0809-10/0809-20/0809-27/0809-40/0809-5/0810-20



### NEED HELP? CONTACT US!

Have product questions? Need technical support? Please feel free to contact us:

**Technical Support and E-Warranty Certificate**  
**[www.vevor.com/support](http://www.vevor.com/support)**



This is the original instruction, please read all manual instructions carefully before operating. VEVOR reserves a clear interpretation of our user manual. The appearance of the product shall be subject to the product you received. Please forgive us that we won't inform you again if there are any technology or software updates on our product.


## PARAMETER LIST


model	0809-10	0809-20	0809-27
Each product size (mm)	110*110*950	110*110*950	110*110*950
Quantity (pcs)	10	20	27
overall length (ft)	30	60	80
net weight(kg)	1.45	2.9	4

model	0809-40	0809-5	0810-20
Each product size (mm)	110*110*950	110*110*950	133*133*950
Quantity (pcs)	40	5	20
overall length (ft)	120	15	60
net weight(kg)	5.95	0.7	3.45


## PART LIST

Name	picture	0809-10	0809-20	0809-27
Gutter Brush		10	20	27
Gutter Brush		0	1	1

Name	picture	0809-40	0809-5	0810-20
Gutter Brush		40	5	20

<p>Gutter Brush</p>		<p>1</p>	<p>0</p>	<p>1</p>
-------------------------	--	----------	----------	----------

**OPERATION**




***How to Clean Gutters?***

Have a good extendable ladder available. Standoff stabilizers are ideal to keep the ladder from damaging the gutter.

Use a small plastic scoop to remove gunk. Buy a gutter scoop from the hardware store or try a child's sand shovel.

Spare your lawn by dumping the stuff onto a plastic tarp.



***What is Gutter brush Leaf Guard?***

A large cylinder shaped brush that fills rain gutters and protects them year round. Prevents the leaves and debris buildup in the gutter while allowing water to flow.


**Attention**  
Gutter brush Leaf Guard can not prevent the leaves and debris buildup in brush body.





### *How Often Should You Clean Gutters?*

Clean gutters at least once a season - twice a season if you have overhanging trees. Also, clean clogged gutters after big storms. Clogs often occur where downspouts join the gutter system - check these areas closely.



#### *How to install guards?*

1. Wearing appropriate clothing & non slip footwear. Secure the ladder on a level surface. It is recommended the ladder be at an angle of 70 degrees to the side of the building and extend 0.9 metres above the working point or the roof edge.
2. Ensure the guards are clean of any debris or hosing. Install the gutter whiskers in sections, overlapping ends and bending where required until guttering is complete. Use wire cutters where required to shorten and fit.
3. As required check for any buildup of debris sitting on the gutter whiskers and hose clean with a jet spray if required. Re-install as in step 2.

**Manufacturer:** Shanghaimuxinmuyeyouxiangongsi

**Address:** Baoshanqu Shuangchenglu 803long 11hao 1602A-1609shi  
Shanghai

**Imported to AUS:**SIHAO PTY LTD.1 ROKEVA STREETEASTWOOD  
NSW 2122 Australia

**Imported to USA:** Sanven Technology Ltd. Suite 250, 9166 Anaheim Place, Rancho Cucamonga, CA 91730



Pooledas Group Ltd  
Unit 5 Albert Edward House,  
The Pavilions Preston, United Kingdom  
pooledas123@gmail.com  
01772418127



SHUNSHUN GmbH  
Römeräcker 9 Z2021, 76351  
Linkenheim-Hochstetten, Germany  
euvertreter@gmail.com  
+49 1727041930

**Made In China**

**VEVOR<sup>®</sup>**

**TOUGH TOOLS, HALF PRICE**

**Technical Support and E-Warranty Certificate**

**[www.vevor.com/support](http://www.vevor.com/support)**



# **VEVOR<sup>®</sup>**

**TOUGH TOOLS, HALF PRICE**

Technique Assistance et certificat de garantie électronique

[www.vevor.com/support](http://www.vevor.com/support)

## **BROSSE À GOUTTIÈRE**

**MODÈLE : 0809-10/0809-20/ 0809-27 /0809-40/0809-5/0810-20.**

We continue to be committed to provide you tools with competitive price.

"Save Half", "Half Price" or any other similar expressions used by us only represents an estimate of savings you might benefit from buying certain tools with us compared to the major top brands and does not necessarily mean to cover all categories of tools offered by us. You are kindly reminded to verify carefully when you are placing an order with us if you are actually saving half in comparison with the top major brands.



# VEVOR®

TOUGH TOOLS, HALF PRICE

## Gutter Brush

**MODÈLE : 0809-10/0809-20/ 0809-27 /0809-40/0809-5/0810-20.**



### **NEED HELP? CONTACT US!**

Have product questions? Need technical support? Please feel free to contact us:

**Technical Support and E-Warranty Certificate**  
**[www.vevor.com/support](http://www.vevor.com/support)**



This is the original instruction, please read all manual instructions carefully before operating. VEVOR reserves a clear interpretation of our user manual. The appearance of the product shall be subject to the product you received. Please forgive us that we won't inform you again if there are any technology or software updates on our product.

## PARAMETER LIST



modèle	0809-10	0809-20	0809-27
Chaque taille de produit ( mm )	110*110*950	110*110*950	110*110*950
Quantité , pcs )	dix	20	27
longueur totale ( pieds )	30	60	80
Poids net / kg)	1,45	2.9	4

modèle	0809-40	0809-5	0810-20
Chaque taille de produit ( mm )	110*110*950	110*110*950	133*133*950
Quantité , pcs )	40	5	20
longueur totale ( pieds )	120	15	60
Poids net / kg)	5,95	0,7	3.45


## PART LIST

Nom _	image	0809-10	0809-20	0809-27
Brosse à gouttière		dix	20	27
Brosse à gouttière		0	1	1

Nom _	image	0809-40	0809-5	0810-20
-------	-------	---------	--------	---------

Brosse à gouttière		40	5	20
Brosse à gouttière		1	0	1

## OPERATION



### ***How to Clean Gutters?***

Have a good extendable ladder available.

Standoff stabilizers are ideal to keep the ladder from damaging the gutter.

Use a small plastic scoop to remove gunk.

Buy a gutter scoop from the hardware store or try a child's sand shovel.

Spare your lawn by dumping the stuff onto a plastic tarp.



### ***What is Gutter brush Leaf Guard?***

A large cylinder shaped brush that fills rain gutters and protects them year round. Prevents the leaves and debris buildup in the gutter while allowing water to flow.

#### **Attention**


Gutter brush Leaf Guard can not prevent the leaves and debris buildup in brush body.





### *How Often Should You Clean Gutters?*

Clean gutters at least once a season - twice a season if you have overhanging trees. Also, clean clogged gutters after big storms. Clogs often occur where downspouts join the gutter system - check these areas closely.



#### *How to install guards?*

1. Wearing appropriate clothing & non slip footwear. Secure the ladder on a level surface. It is recommended the ladder be at an angle of 70 degrees to the side of the building and extend 0.9 metres above the working point or the roof edge.
2. Ensure the guards are clean of any debris or hosing. Install the gutter whisks in sections, overlapping ends and bending where required until guttering is complete. Use wire cutters where required to shorten and fit.
3. As required check for any buildup of debris sitting on the gutter whisks and hose clean with a jet spray if required. Re-install as in step 2.

**Fabricant:** Shanghaimuxinmuyeyouxiangongsi

**Adresse:** Baoshanqu Shuangchenglu 803long 11ha 1602A-1609shi  
Shanghai

**Importé à AUS :** SIHAO PTY LTD.1 ROKEVA RUEESTBOIS  
Nouvelle-Galles du Sud 2122 Australie



**Importé à États-Unis** : Sanven Technologie Ltd. Suite 250,9166 Anaheim  
Lieu, Rancho Cucamonga,CA91730



Pooledas Group Ltd  
Unit 5 Albert Edward House,  
The Pavilions Preston, United Kingdom  
pooledas123@gmail.com  
01772418127



SHUNSHUN GmbH  
Römeräcker 9 Z2021,76351  
Linkenheim-Hochstetten, Germany  
euvertreter@gmail.com  
+49 1727041930

**Fabriqué en Chine**

**VEVOR<sup>®</sup>**

**TOUGH TOOLS, HALF PRICE**

**Technique Assistance et certificat de garantie électronique**

**[www.vevor.com/support](http://www.vevor.com/support)**

# **VEVOR<sup>®</sup>**

**TOUGH TOOLS, HALF PRICE**

Technisch Support- und E-Garantie-Zertifikat [www.vevor.com/support](http://www.vevor.com/support)

## **DACHRINNENBÜRSTE**

**MODELL: 0809-10/0809-20/ 0809-27 /0809-40/0809-5/0810-20**

We continue to be committed to provide you tools with competitive price.

"Save Half", "Half Price" or any other similar expressions used by us only represents an estimate of savings you might benefit from buying certain tools with us compared to the major top brands and does not necessarily mean to cover all categories of tools offered by us. You are kindly reminded to verify carefully when you are placing an order with us if you are actually saving half in comparison with the top major brands.

# VEVOR®

TOUGH TOOLS, HALF PRICE

## Gutter Brush

MODELL: 0809-10/0809-20/ 0809-27 /0809-40/0809-5/0810-20



### NEED HELP? CONTACT US!

Have product questions? Need technical support? Please feel free to contact us:

**Technical Support and E-Warranty Certificate**  
**[www.vevor.com/support](http://www.vevor.com/support)**



This is the original instruction, please read all manual instructions carefully before operating. VEVOR reserves a clear interpretation of our user manual. The appearance of the product shall be subject to the product you received. Please forgive us that we won't inform you again if there are any technology or software updates on our product.


## PARAMETER LIST


Modell	0809-10	0809-20	0809-27
Jede Produktgröße ( mm )	110*110*950	110*110*950	110*110*950
Menge ( Stück )	10	20	27
Gesamtlänge ( ft )	30	60	80
Nettogewicht / kg)	1,45	2.9	4

Modell	0809-40	0809-5	0810-20
Jede Produktgröße ( mm )	110*110*950	110*110*950	133*133*950
Menge ( Stück )	40	5	20
Gesamtlänge ( ft )	120	15	60
Nettogewicht / kg)	5,95	0,7	3.45


## PART LIST

Name _	Bild	0809-10	0809-20	0809-27
Dachrinne nbürste		10	20	27
Dachrinne nbürste		0	1	1

Name _	Bild	0809-40	0809-5	0810-20
Dachrinne nbürste		40	5	20

Dachrinne nbürste		1	0	1
----------------------	--	---	---	---

## OPERATION




***How to Clean Gutters?***

Have a good extendable ladder available.  
Standoff stabilizers are ideal to keep the ladder from damaging the gutter.

Use a small plastic scoop to remove gunk.  
Buy a gutter scoop from the hardware store or try a child's sand shovel.

Spare your lawn by dumping the stuff onto a plastic tarp.



***What is Gutter brush Leaf Guard?***

A large cylinder shaped brush that fills rain gutters and protects them year round. Prevents the leaves and debris buildup in the gutter while allowing water to flow.


**Attention**  
Gutter brush Leaf Guard can not prevent the leaves and debris buildup in brush body.





### *How Often Should You Clean Gutters?*

Clean gutters at least once a season - twice a season if you have overhanging trees. Also, clean clogged gutters after big storms. Clogs often occur where downspouts join the gutter system - check these areas closely.



#### *How to install guards?*

1. Wearing appropriate clothing & non slip footwear. Secure the ladder on a level surface. It is recommended the ladder be at an angle of 70 degrees to the side of the building and extend 0.9 metres above the working point or the roof edge.
2. Ensure the guards are clean of any debris or hosing. Install the gutter whisks in sections, overlapping ends and bending where required until guttering is complete. Use wire cutters where required to shorten and fit.
3. As required check for any buildup of debris sitting on the gutter whisks and hose clean with a jet spray if required. Re-install as in step 2.

**Hersteller:** Shanghai muxinmuyeyouxiangongsi

**Adresse:** Baoshanqu Shuangchenglu 803lang 11hao 1602A-1609shi  
Shanghai

**Importiert Zu AUS:** SIHAO PTY LTD.1 ROKEVA STREETEASTWOOD  
NSW 2122 Australien



**Importiert Zu USA:** Sanven Technologie GmbH. Suite 250.9166 Anaheim  
Ort, Rancho Cucamonga, CA91730



Pooledas Group Ltd  
Unit 5 Albert Edward House,  
The Pavilions Preston, United Kingdom  
pooledas123@gmail.com  
01772418127



SHUNSHUN GmbH  
Römeräcker 9 Z2021,76351  
Linkenheim-Hochstetten, Germany  
euvertreter@gmail.com  
+49 1727041930

**In China hergestellt**

**VEVOR<sup>®</sup>**

**TOUGH TOOLS, HALF PRICE**

**Technisch Support- und E-Garantiezertifikat**

**[www.vevor.com/support](http://www.vevor.com/support)**

# **VEVOR<sup>®</sup>**

**TOUGH TOOLS, HALF PRICE**

Tecnico Supporto e certificato di garanzia elettronica [www.vevor.com/support](http://www.vevor.com/support)

## **SPAZZOLA PER GRONDAIE**

**MODELLO: 0809-10/0809-20/ 0809-27 /0809-40/0809-5/0810-20**

We continue to be committed to provide you tools with competitive price.

"Save Half", "Half Price" or any other similar expressions used by us only represents an estimate of savings you might benefit from buying certain tools with us compared to the major top brands and does not necessarily mean to cover all categories of tools offered by us. You are kindly reminded to verify carefully when you are placing an order with us if you are actually saving half in comparison with the top major brands.

# VEVOR®

TOUGH TOOLS, HALF PRICE

## Gutter Brush

**MODELLO: 0809-10/0809-20/ 0809-27 /0809-40/0809-5/0810-20**



### **NEED HELP? CONTACT US!**

Have product questions? Need technical support? Please feel free to contact us:

**Technical Support and E-Warranty Certificate**  
**[www.vevor.com/support](http://www.vevor.com/support)**



This is the original instruction, please read all manual instructions carefully before operating. VEVOR reserves a clear interpretation of our user manual. The appearance of the product shall be subject to the product you received. Please forgive us that we won't inform you again if there are any technology or software updates on our product.

## PARAMETER LIST



modello	0809-10	0809-20	0809-27
Ogni dimensione del prodotto ( mm )	110*110*950	110*110*950	110*110*950
Quantità ( pezzi )	10	20	27
lunghezza totale ( piedi )	30	60	80
peso netto (chilogrammo)	1,45	2.9	4

modello	0809-40	0809-5	0810-20
Ogni dimensione del prodotto ( mm )	110*110*950	110*110*950	133*133*950
Quantità ( pezzi )	40	5	20
lunghezza totale ( piedi )	120	15	60
peso netto (chilogrammo)	5,95	0,7	3.45


## PART LIST

Nome _	immagine	0809-10	0809-20	0809-27
Spazzola per grondaie		10	20	27
Spazzola per grondaie		0	1	1

Nome _	immagine	0809-40	0809-5	0810-20
--------	----------	---------	--------	---------

Spazzola per grondaie		40	5	20
Spazzola per grondaie		1	0	1

## OPERATION



### ***How to Clean Gutters?***

Have a good extendable ladder available.

Standoff stabilizers are ideal to keep the ladder from damaging the gutter.

Use a small plastic scoop to remove gunk.

Buy a gutter scoop from the hardware store or try a child's sand shovel.

Spare your lawn by dumping the stuff onto a plastic tarp.



### ***What is Gutter brush Leaf Guard?***

A large cylinder shaped brush that fills rain gutters and protects them year round. Prevents the leaves and debris buildup in the gutter while allowing water to flow.

#### **Attention**

Gutter brush Leaf Guard can not prevent the leaves and debris buildup in brush body.






### *How Often Should You Clean Gutters?*

Clean gutters at least once a season - twice a season if you have overhanging trees. Also, clean clogged gutters after big storms. Clogs often occur where downspouts join the gutter system - check these areas closely.





#### *How to install guards?*

1. Wearing appropriate clothing & non slip footwear. Secure the ladder on a level surface. It is recommended the ladder be at an angle of 70 degrees to the side of the building and extend 0.9 metres above the working point or the roof edge.
2. Ensure the guards are clean of any debris or hosing. Install the gutter whiskers in sections, overlapping ends and bending where required until guttering is complete. Use wire cutters where required to shorten and fit.
3. As required check for any buildup of debris sitting on the gutter whiskers and hose clean with a jet spray if required. Re-install as in step 2.

**Produttore:** Shanghaimuxinmuyeyouxiangongsi

**Indirizzo:** Baoshanqu Shuangchenglu 803 lungo 11hao 1602A-1609shi  
Shangai

**Importato A Australia:** SIHAO PTY LTD.1 ROKEVA  
STREETEASTWOOD

Nuovo Galles del Sud 2122 Australia

**Importato A Stati Uniti:** Sanven Tecnologia Ltd. Suite 250,9166 Anaheim  
Posto, Rancho Cucamonga,CA91730



Pooledas Group Ltd  
Unit 5 Albert Edward House,  
The Pavilions Preston, United Kingdom  
pooledas123@gmail.com  
01772418127



SHUNSHUN GmbH  
Römeräcker 9 Z2021,76351  
Linkenheim-Hochstetten, Germany  
euvertreter@gmail.com  
+49 1727041930

**Made in China**



**VEVOR<sup>®</sup>**

**TOUGH TOOLS, HALF PRICE**

**Tecnico Supporto e certificato di garanzia elettronica**

**[www.vevor.com/support](http://www.vevor.com/support)**

# **VEVOR<sup>®</sup>**

**TOUGH TOOLS, HALF PRICE**

Técnico Soporte y certificado de garantía electrónica [www.vevor.com/support](http://www.vevor.com/support)

## **CEPILLO PARA CANALONES**

**MODELO: 0809-10/0809-20/ 0809-27 /0809-40/0809-5/0810-20**

We continue to be committed to provide you tools with competitive price.

"Save Half", "Half Price" or any other similar expressions used by us only represents an estimate of savings you might benefit from buying certain tools with us compared to the major top brands and does not necessarily mean to cover all categories of tools offered by us. You are kindly reminded to verify carefully when you are placing an order with us if you are actually saving half in comparison with the top major brands.

# VEVOR®

TOUGH TOOLS, HALF PRICE

## Gutter Brush

MODELO: 0809-10/0809-20/ 0809-27 /0809-40/0809-5/0810-20



### NEED HELP? CONTACT US!

Have product questions? Need technical support? Please feel free to contact us:

**Technical Support and E-Warranty Certificate**  
**[www.vevor.com/support](http://www.vevor.com/support)**



This is the original instruction, please read all manual instructions carefully before operating. VEVOR reserves a clear interpretation of our user manual. The appearance of the product shall be subject to the product you received. Please forgive us that we won't inform you again if there are any technology or software updates on our product.


## PARAMETER LIST


modelo	0809-10	0809-20	0809-27
Tamaño de cada producto ( mm )	110*110*950	110*110*950	110*110*950
Cantidad , piezas )	10	20	27
longitud total ( pies )	30	60	80
Peso neto / kg)	1,45	2.9	4

modelo	0809-40	0809-5	0810-20
Tamaño de cada producto ( mm )	110*110*950	110*110*950	133*133*950
Cantidad , piezas )	40	5	20
longitud total ( pies )	120	15	60
Peso neto / kg)	5.95	0,7	3.45


## PART LIST

Nombre _	imagen	0809-10	0809-20	0809-27
Cepillo para canalones		10	20	27
Cepillo para canalones		0	1	1

Nombre _	imagen	0809-40	0809-5	0810-20
Cepillo para canalones		40	5	20

Cepillo para canalones		1	0	1
------------------------	--	---	---	---

## OPERATION



***How to Clean Gutters?***

Have a good extendable ladder available. Standoff stabilizers are ideal to keep the ladder from damaging the gutter.

Use a small plastic scoop to remove gunk. Buy a gutter scoop from the hardware store or try a child's sand shovel.

Spare your lawn by dumping the stuff onto a plastic tarp.



***What is Gutter brush Leaf Guard?***

A large cylinder shaped brush that fills rain gutters and protects them year round. Prevents the leaves and debris buildup in the gutter while allowing water to flow.

**Attention**  
Gutter brush Leaf Guard can not prevent the leaves and debris buildup in brush body.








### *How Often Should You Clean Gutters?*

Clean gutters at least once a season - twice a season if you have overhanging trees. Also, clean clogged gutters after big storms. Clogs often occur where downspouts join the gutter system - check these areas closely.



#### *How to install guards?*

1. Wearing appropriate clothing & non slip footwear. Secure the ladder on a level surface. It is recommended the ladder be at an angle of 70 degrees to the side of the building and extend 0.9 metres above the working point or the roof edge.
2. Ensure the guards are clean of any debris or hosing. Install the gutter whiskers in sections, overlapping ends and bending where required until guttering is complete. Use wire cutters where required to shorten and fit.
3. As required check for any buildup of debris sitting on the gutter whiskers and hose clean with a jet spray if required. Re-install as in step 2.

**Fabricante:** Shanghai muxin muyeyouxiangongsi

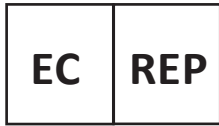
**DIRECCIÓN:** Baoshanqu Shuangchenglu 803largo 11hao 1602A-1609shi  
Llevar a la fuerza

**Importado a AUS:** SIHAO PTY LTD.1 ROKEVA CALLE ASTWOOD  
Nueva Gales del Sur 2122 Australia

**Importado a Estados Unidos:** Sanven Tecnología Limitado. Suite  
250,9166 anaheim  
Lugar, Rancho Cucamonga,CA91730



Pooledas Group Ltd  
Unit 5 Albert Edward House,  
The Pavilions Preston, United Kingdom  
pooledas123@gmail.com  
01772418127



SHUNSHUN GmbH  
Römeräcker 9 Z2021,76351  
Linkenheim-Hochstetten, Germany  
euvertreter@gmail.com  
+49 1727041930

**Hecho en china**



**VEVOR<sup>®</sup>**

**TOUGH TOOLS, HALF PRICE**

**Técnico Certificado de soporte y garantía electrónica**

**[www.vevor.com/support](http://www.vevor.com/support)**

# **VEVOR<sup>®</sup>**

**TOUGH TOOLS, HALF PRICE**

Techniczny Certyfikat wsparcia i e-gwarancji [www.vevor.com/support](http://www.vevor.com/support)

## **SZCZOTKA DO RYNIEN**

**MODELU: 0809-10/0809-20/ 0809-27 /0809-40/0809-5/0810-20**

We continue to be committed to provide you tools with competitive price.

"Save Half", "Half Price" or any other similar expressions used by us only represents an estimate of savings you might benefit from buying certain tools with us compared to the major top brands and does not necessarily mean to cover all categories of tools offered by us. You are kindly reminded to verify carefully when you are placing an order with us if you are actually saving half in comparison with the top major brands.

# VEVOR®

TOUGH TOOLS, HALF PRICE

## Gutter Brush

MODELU: 0809-10/0809-20/ 0809-27 /0809-40/0809-5/0810-20



### NEED HELP? CONTACT US!

Have product questions? Need technical support? Please feel free to contact us:

**Technical Support and E-Warranty Certificate**  
**[www.vevor.com/support](http://www.vevor.com/support)**



This is the original instruction, please read all manual instructions carefully before operating. VEVOR reserves a clear interpretation of our user manual. The appearance of the product shall be subject to the product you received. Please forgive us that we won't inform you again if there are any technology or software updates on our product.

## PARAMETER LIST

Model	0809-10	0809-20	0809-27
Każdy rozmiar produktu ( mm )	110*110*950	110*110*950	110*110*950
Ilość ( szt .)	10	20	27
długość całkowita ( ft )	30	60	80
masa netto (kg)	1,45	2.9	4



Model	0809-40	0809-5	0810-20
Każdy rozmiar produktu ( mm )	110*110*950	110*110*950	133*133*950
Ilość ( szt .)	40	5	20
długość całkowita ( ft )	120	15	60
masa netto (kg)	5,95	0,7	3,45

## PART LIST


Nazwa _	zdjęcie	0809-10	0809-20	0809-27
Szczotka do rynien		10	20	27
Szczotka do rynien		0	1	1

Nazwa _	zdjęcie	0809-40	0809-5	0810-20
---------	---------	---------	--------	---------



<p>Szczotka do rynien</p>		<p>40</p>	<p>5</p>	<p>20</p>
<p>Szczotka do rynien</p>		<p>1</p>	<p>0</p>	<p>1</p>

## OPERATION



### ***How to Clean Gutters?***

Have a good extendable ladder available.

Standoff stabilizers are ideal to keep the ladder from damaging the gutter.

Use a small plastic scoop to remove gunk.

Buy a gutter scoop from the hardware store or try a child's sand shovel.

Spare your lawn by dumping the stuff onto a plastic tarp.



### ***What is Gutter brush Leaf Guard?***

A large cylinder shaped brush that fills rain gutters and protects them year round. Prevents the leaves and debris buildup in the gutter while allowing water to flow.

#### **Attention**

Gutter brush Leaf Guard can not prevent the leaves and debris buildup in brush body.





### *How Often Should You Clean Gutters?*

Clean gutters at least once a season - twice a season if you have overhanging trees. Also, clean clogged gutters after big storms. Clogs often occur where downspouts join the gutter system - check these areas closely.



#### *How to install guards?*

1. Wearing appropriate clothing & non slip footwear. Secure the ladder on a level surface. It is recommended the ladder be at an angle of 70 degrees to the side of the building and extend 0.9 metres above the working point or the roof edge.
2. Ensure the guards are clean of any debris or hosing. Install the gutter whisks in sections, overlapping ends and bending where required until guttering is complete. Use wire cutters where required to shorten and fit.
3. As required check for any buildup of debris sitting on the gutter whisks and hose clean with a jet spray if required. Re-install as in step 2.

**Producent:** Shanghai muxin muyeyouxiangongsi

**Adres:** Baoshanqu Shuangchenglu 803długa 11hao 1602A-1609shi Szanghaj

**Importowany Do AUS:** SIHAO PTY LTD.1 ROKEVA STREET EASTWOOD

Nowa Południowa Walia 2122 Australia

**Importowany Do USA:** Sanven Technologia Sp. z o.o. Zestaw 250,9166  
Anaheim

Miejsce, Rancho Cucamonga, CA91730



Pooledas Group Ltd

Unit 5 Albert Edward House,

The Pavilions Preston, United Kingdom

pooledas123@gmail.com

01772418127



SHUNSHUN GmbH

Römeräcker 9 Z2021,76351

Linkenheim-Hochstetten, Germany

euvertreter@gmail.com

+49 1727041930

**Wyprodukowano w Chinach**



**VEVOR<sup>®</sup>**

**TOUGH TOOLS, HALF PRICE**

**Techniczny Certyfikat wsparcia i e-gwarancji**

**[www.vevor.com/support](http://www.vevor.com/support)**

# **VEVOR<sup>®</sup>**

**TOUGH TOOLS, HALF PRICE**

Technisch Ondersteuning en e-garantiecertificaat [www.vevor.com/support](http://www.vevor.com/support)

## **GOOTBORSTEL**

**MODEL: 0809-10/0809-20/ 0809-27 /0809-40/0809-5/0810-20**

We continue to be committed to provide you tools with competitive price.

"Save Half", "Half Price" or any other similar expressions used by us only represents an estimate of savings you might benefit from buying certain tools with us compared to the major top brands and does not necessarily mean to cover all categories of tools offered by us. You are kindly reminded to verify carefully when you are placing an order with us if you are actually saving half in comparison with the top major brands.



# VEVOR®

TOUGH TOOLS, HALF PRICE

## Gutter Brush

**MODEL: 0809-10/0809-20/ 0809-27 /0809-40/0809-5/0810-20**



### **NEED HELP? CONTACT US!**

Have product questions? Need technical support? Please feel free to contact us:

**Technical Support and E-Warranty Certificate**  
**[www.vevor.com/support](http://www.vevor.com/support)**



This is the original instruction, please read all manual instructions carefully before operating. VEVOR reserves a clear interpretation of our user manual. The appearance of the product shall be subject to the product you received. Please forgive us that we won't inform you again if there are any technology or software updates on our product.

## PARAMETER LIST



model	0809-10	0809-20	0809-27
Elke productgrootte ( mm )	110*110*950	110*110*950	110*110*950
Hoeveelheid ( stuks )	10	20	27
totale lengte ( ft )	30	60	80
Netto gewicht / kg)	1.45	2.9	4

model	0809-40	0809-5	0810-20
Elke productgrootte ( mm )	110*110*950	110*110*950	133*133*950
Hoeveelheid ( stuks )	40	5	20
totale lengte ( ft )	120	15	60
Netto gewicht / kg)	5,95	0,7	3.45


## PART LIST

Naam _	afbeelding	0809-10	0809-20	0809-27
Gootborstel		10	20	27
Gootborstel		0	1	1

Naam _	afbeelding	0809-40	0809-5	0810-20
--------	------------	---------	--------	---------

Gootborst el		40	5	20
Gootborst el		1	0	1

## OPERATION



### ***How to Clean Gutters?***

Have a good extendable ladder available.

Standoff stabilizers are ideal to keep the ladder from damaging the gutter.

Use a small plastic scoop to remove gunk.

Buy a gutter scoop from the hardware store or try a child's sand shovel.

Spare your lawn by dumping the stuff onto a plastic tarp.



### ***What is Gutter brush Leaf Guard?***

A large cylinder shaped brush that fills rain gutters and protects them year round. Prevents the leaves and debris buildup in the gutter while allowing water to flow.

#### **Attention**


Gutter brush Leaf Guard can not prevent the leaves and debris buildup in brush body.





### *How Often Should You Clean Gutters?*

Clean gutters at least once a season - twice a season if you have overhanging trees. Also, clean clogged gutters after big storms. Clogs often occur where downspouts join the gutter system - check these areas closely.



#### *How to install guards?*

1. Wearing appropriate clothing & non slip footwear. Secure the ladder on a level surface. It is recommended the ladder be at an angle of 70 degrees to the side of the building and extend 0.9 metres above the working point or the roof edge.
2. Ensure the guards are clean of any debris or hosing. Install the gutter whisks in sections, overlapping ends and bending where required until guttering is complete. Use wire cutters where required to shorten and fit.
3. As required check for any buildup of debris sitting on the gutter whisks and hose clean with a jet spray if required. Re-install as in step 2.

**Fabrikant:** Shanghaimuxinmuyeyouxiangongsi

**Adres:** Baoshanqu Shuangchenglu 803lang 11hao 1602A-1609shi  
Sjanghai

**Geïmporteerd naar AUS:** SIHAO PTY LTD.1 ROKEVA  
STRAATSTEASTHOUT

NSW 2122 Australië

**Geïmporteerd naar VS:** Sanven Technologie Ltd. Suite 250.9166  
Anaheim

Plaats, Rancho Cucamonga, CA91730



Pooledas Group Ltd

Unit 5 Albert Edward House,  
The Pavilions Preston, United Kingdom  
pooledas123@gmail.com  
01772418127



SHUNSHUN GmbH

Römeräcker 9 Z2021,76351  
Linkenheim-Hochstetten, Germany  
euvertreter@gmail.com  
+49 1727041930

**Gemaakt in China**





**VEVOR<sup>®</sup>**

**TOUGH TOOLS, HALF PRICE**

**Technisch Ondersteuning en e-garantiecertificaat**

**[www.vevor.com/support](http://www.vevor.com/support)**

# **VEVOR<sup>®</sup>**

**TOUGH TOOLS, HALF PRICE**

Teknisk Support och e-garanticertifikat [www.vevor.com/support](http://www.vevor.com/support)

## **RÄNNBORSTE**

**MODELL: 0809-10/0809-20/ 0809-27 /0809-40/0809-5/0810-20**

We continue to be committed to provide you tools with competitive price.

"Save Half", "Half Price" or any other similar expressions used by us only represents an estimate of savings you might benefit from buying certain tools with us compared to the major top brands and does not necessarily mean to cover all categories of tools offered by us. You are kindly reminded to verify carefully when you are placing an order with us if you are actually saving half in comparison with the top major brands.

# VEVOR®

TOUGH TOOLS, HALF PRICE

## Gutter Brush

MODELL: 0809-10/0809-20/ 0809-27 /0809-40/0809-5/0810-20



### NEED HELP? CONTACT US!

Have product questions? Need technical support? Please feel free to contact us:

**Technical Support and E-Warranty Certificate**  
**[www.vevor.com/support](http://www.vevor.com/support)**



This is the original instruction, please read all manual instructions carefully before operating. VEVOR reserves a clear interpretation of our user manual. The appearance of the product shall be subject to the product you received. Please forgive us that we won't inform you again if there are any technology or software updates on our product.


## PARAMETER LIST


modell	0809-10	0809-20	0809-27
Varje produktstorlek ( mm )	110*110*950	110*110*950	110*110*950
Kvantitet ( st )	10	20	27
total längd ( ft )	30	60	80
nettovikt (kg)	1,45	2.9	4

modell	0809-40	0809-5	0810-20
Varje produktstorlek ( mm )	110*110*950	110*110*950	133*133*950
Kvantitet ( st )	40	5	20
total längd ( ft )	120	15	60
nettovikt (kg)	5,95	0,7	3,45


## PART LIST

Namn _	bild	0809-10	0809-20	0809-27
Rännborst e		10	20	27
Rännborst e		0	1	1

Namn _	bild	0809-40	0809-5	0810-20
Rännborst e		40	5	20

Rännborst e		1	0	1
----------------	--	---	---	---

## OPERATION



### *What is Gutter brush Leaf Guard?*

A large cylinder shaped brush that fills rain gutters and protects them year round. Prevents the leaves and debris buildup in the gutter while allowing water to flow.

#### **Attention**

Gutter brush Leaf Guard can not prevent the leaves and debris buildup in brush body.



### *How to Clean Gutters?*

Have a good extendable ladder available.

Standoff stabilizers are ideal to keep the ladder from damaging the gutter.

Use a small plastic scoop to remove gunk.

Buy a gutter scoop from the hardware store or try a child's sand shovel.


Spare your lawn by dumping the stuff onto a plastic tarp.





### *How Often Should You Clean Gutters?*

Clean gutters at least once a season - twice a season if you have overhanging trees. Also, clean clogged gutters after big storms. Clogs often occur where downspouts join the gutter system - check these areas closely.



#### *How to install guards?*

1. Wearing appropriate clothing & non slip footwear. Secure the ladder on a level surface. It is recommended the ladder be at an angle of 70 degrees to the side of the building and extend 0.9 metres above the working point or the roof edge.
2. Ensure the guards are clean of any debris or hosing. Install the gutter whisks in sections, overlapping ends and bending where required until guttering is complete. Use wire cutters where required to shorten and fit.
3. As required check for any buildup of debris sitting on the gutter whisks and hose clean with a jet spray if required. Re-install as in step 2.

**Tillverkare:** Shanghai muxin muyeyouxiangongsi

**Adress:** Baoshanqu Shuangchenglu 803 lång 11hao 1602A-1609shi  
Shanghai

**Importerad till AUS:** SIHAO PTY LTD.1 ROKEVA STREETEASTWOOD  
NSW 2122 Australien

**Importerad till USA:** Sanven Teknologi Ltd. Svit 250,9166 Anaheim  
Plats, Rancho Cucamonga, CA91730



Pooledas Group Ltd  
Unit 5 Albert Edward House,  
The Pavilions Preston, United Kingdom  
pooledas123@gmail.com  
01772418127



SHUNSHUN GmbH  
Römeräcker 9 Z2021,76351  
Linkenheim-Hochstetten, Germany  
euvertreter@gmail.com  
+49 1727041930

**Tillverkad i Kina**



**VEVOR<sup>®</sup>**

**TOUGH TOOLS, HALF PRICE**

**Teknisk Support och e-garanticertifikat**

**[www.vevor.com/support](http://www.vevor.com/support)**