

VEVOR

Affordable. Reliable. Home Improvement.

Gas Fireplace Pilot

Assembly


**Model: ZH-1003A/ZH-796A/ZH-793A/ZH-1006A/
ZH-919A/ZH-794A/ZH-1005A/ZH-1004A**

VEVOR

Affordable. Reliable. Home Improvement.

Gas Fireplace Pilot Assembly

Model:ZH-1003A/ZH-796A/ZH-793A/ZH-1006A/ZH-919A/ZH-794A/
ZH-1005A/ZH-1004A



This is the original instruction, please read all manual instructions carefully before operating. VEVOR reserves a clear interpretation of our user manual. The appearance of the product shall be subject to the product you received. Please forgive us that we won't inform you again if there are any technology or software updates on our product.

Thank you very much for choosing this product, it should always be handled with care. Please read all of the instructions before using it. The information will help you achieve the best possible results.

SPECIFICATION

NO.	1
Model	ZH-1003A
OE number	485-510A,4021-736,2103-010
Suitable gas fireplace models	<p>*Quadra-Fire: QV32,QV32-A,QV36,QV36-A,QV36D,QV36D-A,QV36DB, QVI-30FB,QV-Pier,QV-ST</p> <p>*Heat & Glo-Fire: AT-Grand-B,AT-Grand-C,AT-Grand-D,AT-Supreme-B,AT-Supreme-C,AT-Supreme-D,AT-ZC-B - Robert Shaw valve after February 2001,Bay-Insert-NS,CFX-Grand-B,CFX-IN-B,FB-Grand,FB-IN,Bay-38HV,L-COR-TRC,L-COR-TVFL,Pier-38HV,Pier-TRC,Pier-TVFL,R-COR-TRC,R-COR-TVFL,ST-38HV,ST-42TVFL,ST-TRC,6000BE,6000CAMP,6000SEB,6000TRB,6000TRI,6000TRI-SP,6000TR-OAK,6000TRXI,6000TVB,6000TV-Oak,6000XLSB,6000XLTB,7000TR-NF,7000TV-NF,7000XLS-NF,7000XLT-NF,8000TRC,8000TRD,8000TR-Oak - Pre serial # 0021116425,8000TVC,8000TVD,8000TV-Oak - Pre serial # 0021116948,BCBV36 - Pre serial # GA1551065,BE-41,BE-41B,Everest - Standing pilot only, pre serial # 5000,BE-32 - Pre serial # 2107620,BE-36,BE-36-C - Pre serial # 0021076020,SL-350TRS,SL-350TV,SL-550TR,SL-550TR-C,SL-550TR-D - Pre serial # 0021076206,SL-550TRS,SL-550TRS-B,SL-550TRS-C,SL-</p>

	<p>550TV,SL-750TR,SL-750TR-C,SL-750TR-D - Pre serial # 0021076251,SL-750TRFL,SL-750TRS-B,SL-750TRS-C,SL-750TV,SL-750TV-C,SL-950TR,SL-950TR-C,SL-950TV</p> <p>*Heatilator: BCBV36 - Pre Serial # GA1551065,NB3630 - Pre Serial # GA1587915,NB3933 - Pre Serial # GA1587915,NB4236 - Pre Serial # GA1587915,NB4842 - Pre Serial # GA1587915,ND3630 & ND3630L - Pre serial # GA1587914,ND3630M - Pre serial # GA1587914,ND3933 & ND3933L - Pre serial # GA1587914,ND3933M - Pre serial # GA1587914,ND4236 & ND4236L - Pre serial # GA1587914,ND4236M - Pre serial # GA1587914,ND4842 & ND4842L - Pre serial # GA1587914,ND4842M - Pre serial # GA1587914</p>
Suitable gas type	Natural gas

NO.	2
Model	ZH-796A
OE number	69L17,69L1701,904405,J4117,108084-02
Suitable gas fireplace models	<p>*Lennox Merit Series Gas Fireplaces LMDV-3530CNM,LMDV-4035CNM,MLDVT-3ONM,MLDVT-35NM,MPB-3328CNM,MPB35ST-NM,MPD-4035CNM (SIT),MPD35ST-NM,MPD4540CNM-B(SIT),MPD5330CNM ,LMDVR-3328CNM,MLDVT-4ONM,MPD-3530CNM(SIT),MPD4035CNM-B(SIT),MPDR3328CNM(SIT),LMDVT-3328CNM,MLDVT-45NM,MPD3530CNM-B(SIT),MPD-4540CNM (SIT),MPDT3328CNM (SIT)</p> <p>*Lennox Elite Series Gas Fireplaces EBVCLNM,ED4035CNM-2,EDSTNM-2,EDV4540CNM,ED</p>

VSTNM,EBVCRNM,ED4540CNM-2,EDV3530CNM,EDV4540CNM-B,ELD,35NM,EBVPFNM,EDCLNM-2,EDV3530CNM-B,EDVCLNM,ELDV40NM,EBVSTNM,EDCRNM-2,EDV4035CNM,EDVCRNM,ELDV45NM,ED3530CNM,EDPFNM-2,EDV4035CNM-B,EDVPFNMM

***IronStrike Serefina Gas Stoves**

CI1500DVF,CI2500DVF,C11502DVF,C12502DVF,C11504DVF,C12504DVF,CI1506DVF,CI2506DVF,CI1508DVF-2,CI2508DVF-2

***Superior Gas Fireplaces**

D500 CEND500 CMN,D600 CEN,D600 CMN,D800 CEN,D800CMN,DR-400,DR-400CMN(SIT),DR-500CMN(SIT),DR-600CMN(SIT),DR-800CMN(SIT),DT-400,DT-400CMN(SIT),DT-500CMN(SIT),DT-600CMN(SIT),DT-800CMN(SIT),DVPF-RMNS,DVR-5CMNS(SIT),DVR-6010CMNS,DVR-6010RMNS,DVT-6010CMNS,DVT-6010RMNS,DVT6-CMNS,DVT6-RMNS(SIT),DVT8-RMNS(SIT),SDDV-35NM,SDDV-40NM SLDVT-35NM(SIT),SSBV-3530CNM(SIT),SSBV-4035CNM(SIT),SSDVPF-CNM,SSDVR-3328CNM(SIT),SSDVR-3530CNM(SIT),SSDVR-4035CNM(SIT),SSDVST-CNM,SSDVT-3328CNM(SIT),SSDVT-3530CNM(SIT),SSDVT-4035CNM(SIT)

***Austria Gas Fireplace**

Libra 40STD MN,Altair 40DMN-B,Aries CD35RMN,Aries 33RMN,Aries 33TMN,Altair 45DMN Altair 45DMN-B,AriesCD40RMNAries CD40TMN,Aries 35TMN,Aries 35RMN,Aries CD45DMN,Aries 40TMN,Aries 4ORMN,Aries 45DMN,Aries CD33TMN,Gemini 33RMN,Gemini 33TMN,Gemini 35DMNGemini 40DMNGemini 45DMNLibra 40CLDMNLibra 40CRDMNLibra 40PFDMN

Suitable gas type

Natural gas

NO.	3
Model	ZH-793A
OE number	14D0477, LPG8404, SRV14D0477
Suitable gas fireplace models	<p>*Millivolt gas log Fireplaces, Lexington Forge, Majestic, Martin&Monessen</p> <p>Model: VFYR</p> <p>16-18-24-30, VF CR-25, CIVF-25C, VFH-33M, VFHS-20R, VF HD-32R, VFHD-36R</p> <p>*Fits many vent Free remote capable millivolt gas log Fireplaces</p> <p>Include integrated thermopile and thermocouple on a steel L bracket</p>
Suitable gas type	LPG(Liquefied petroleum gas)

NO.	4
Model	ZH-1006A
OE number	#446-512A, #HSRV 446-512A, SRV 446-512A
Suitable gas fireplace models	<p>*Heat N Glo Gas Fireplaces:</p> <p>6000FLS, 8000DVTF, 8000GDV, 8000GDVFL, 36DV88, 4000GDV, 4000INC, 4000INS, 8000TV, 4000TV, 4000WH, 5000GDV, 5000TV, 8000TVFL, 6000ARCH, 6000CBV-IPI, 6000CF, SL-INSERT, 6000DVT, SL-INSERT-B, 6000DVTF, BAY-GDV, 8000DVT, BAY-GDV-95, BAY-INSERT, SL-TVBLD, 6000GDV, 6000GDVFL, 6000SGDV, ST-38GTV, ST-42FL, ST-42GTV, 6000TV, 6000TVFL, ST-CFL-24, ST-DVT, ST-GDV, ST-GLS, CFL-18, CFL-18-B, ST-TR, CFL-24, CFL-24-B, CFL-30-B,</p>

	<p>CFL-30-C, CFX-36TSP</p> <p>*Heat N Glo Gas Fireplaces: DVT-INSERT, DVT-STOVE, GAS36TV, GES-100, GLS-18, GLS-24, GRAND-50, GS-4000, L-CORNERDV, L-CORNERTV, 6000GDVFL-NF, 6000TVFL-NF, PIER-DVT, PIER-GDV, PIER-TV, RCOR-HV-IPI, R-CORNERDV, R-CORNERTV, SL-2000, SL-32, SL-36-NF, SL-36TV, SL-42TV, BAY-30, SLR</p> <p>*Heatilator: CFL-30-B, ST-CFL-24 Models, ST-CFL-24NG, CFL-24LP-B, ST-CFL-24LP, G420E Models, CFL-30LP-B, CFL-18-C, CFL-18NG-B, CFL-24-IPI, CFL-24NG-B, CFL-30NG-B, CFL-18LP-B, CFL-24-B</p> <p>*Lennox: Firestar, GC3</p> <p>*Regency (FPI): Panorama P36E-10</p>
Suitable gas type	LPG(Liquefied petroleum gas)

NO.	5
Model	ZH-919A
OE number	4021-732,25660
Suitable gas fireplace models	<p>*Heatilator fireplace: GBCL36 - Pre serial # GA1549727; GBCR36 - Pre serial # GA1549727; GBFL36 - Pre serial # GA1549727; GBiS36 & GBIS36L; GBST36 & GBST36L - Pre serial # GA1549727; GDCH36 & GDCH36L; GDCH60 & GDCH60L - Pre serial # GA1540727; GDCH60V & GDCH60LV; GDCL36 & GDCL36L; GDCL60 & GDCL60L - Pre serial # GA1549727;</p>

	<p>GDCR36 & GDCR36L; GDCR60 & GDCR60L - Pre serial # GA1548727; GDFL36 & GDFL36L; GDFL60 & GDFL60L - Pre serial # GA1548727; GDFL60V & GDFL60LV; GDST36 & GDST36L; GDST60 & GDST60L - Pre serial # GA1548727; GDST60V, GDST60LV; CD4236R & CD4236LR - Pre serial # GA1563745; CD4842R & CD4842LR - Pre serial # GA1563745; CGC150 & CGC150L - After date code 39/95; G141 & G141L; G270M & G270LM; GB4336 & GB4336L; GB4942 & GB4942L; GC150 & GC150L - After date code 39/95; GCBC36 & GCBC36L; GCBC42 & GCBC42L; GCBC60 & GCBC60L; GCBC80 & GCBC80L; GCDC36 & GCDC36L; GCDC42 & GCDC42L; GCDC60 & GCDC60F; GCDC80 & GCDC80L; GGBR60 & GGBR60L; GGBR80 & GGBR80L; GNBC30 & GNBC30L; GNBC33 & GNBC33L; GNBC36 & GNBC36L; GNBR30 & GNBR30L; GNBR33 & GNBR33L; GNBR36 & GNBR36L; GNDC30 & GNDC30L; GNDC33 & GNDC33; GNDC36 & GNDC36L; GNDH30 & GNDH30L; GNDH33 & GNDH33L; GNDH36 & GNDH36L; GNDR30 & GNDR30L; GNDR33 & GNDR33L; GNDR36 & GNDR36L; GNRC33 & GNRC33L; GNRC36 & GNRC36L - Pre date code 18/02; GNRH33 & GNRH33L; GNRH36 & GNRH36L; GNTC50 & GNTC50B - Pre serial # GA1542189; GNTC80 & GNTC80B.</p>
Suitable gas type	Natural gas

NO.	6
Model	ZH-794A
OE number	103779-01,PP231,NG8218

Suitable gas fireplace models	CIVF-25, CIVF-25C, VFH-33M, VFH-33R, VFH-33T, VFHS-20R, VF SR-16, VF SR-18, VF SR-24, VF SR-30, VFYR-16, VFYR-18, VFYR-24, VFYR-30, VF CR-25, VFHD-32R, VFHD-36R
Suitable gas type	Natural gas

NO.	7
Model	ZH-1005A
OE number	10002265(Suitable for liquefied petroleum gas fireplace) 10002264,SRV10002264(Suitable for natural gas fireplace, need to change the nozzle)
Suitable gas fireplace models	<p>*Majestic Gas Fireplace and Stoves: NVBR42,NVBR36,NVBR42,NVC36,NVC39,NVSTR36,OX DV30SP, RDV4136, RFSDV22,RFSDV24,RFSDV32,RFSDV34, RFSDV42,REDV25, RHEDV32, RHEDV42, DVRT43,DVRTSB,DVT36,DVT39,DVT43,LHEC20, LHEC30, LHER20, LHER30, LHECDV20, LHECDV30, LHERDV20, LHERDV30, NV360,NVBC36,NVBC42,43BDVR,43BDVT,43LDVR,43L DVT,DV360,DV580,DVB4136,DVBR36,DVBR42,DVHVAC 36,DVR33,DVR36,DVR39,DVRT36,DVRT39,DVRT41,33B DVR,33BDVT,33XDV,360DVS2,360DVS3,360DVSL,360D VSR,36BDVR,36BDVT,36LDVR,36LDVT,36XDV,39BDVR, 39BDVT,39LDVR,39LDVT, 39XDV.</p> <p>*Vermont Castings Gas Stoves: Stardance Rear Vent SDDVR, Stardance Rear Vent SDDVRC, Stardance SDDVT SDDVTCS, Stardance SDDVT/ SDDVTC, Stardance SDV30 Rear Vent, Stardance SDV30 Top Vent, Stardance DV25, 20DVT</p>

	<p>Brookhaven, SDV30 Stardance Rear Vent, SDV30 Stardance Top Vent, Brookhaven 20DVT, Pinnacle DV Rear Vent, Radiance RADVT/ RADVTCS, Radiance RADVT/RADVTC ,Stardance DV 3900-3916, Stardance DV 3940-3956, Stardance Natural Vent SNV30, 2465 Dutchwest, 2467 Dutchwest, 2468 Dutchwest, LHER20, LHER30, LHERDV20, LHERDV30, Radiance RDVOD, Radiance RNVOD, RFSDV24, INDVR Intrepid, SDDVT Stardance, SDV30 Stardance, 33XDV, 36XDV, 39XDV, LHEC20, LHEC30, LHECDV20, LHECDV30, Jefferson, Stardance, Pinnacle.</p> <p>*Temco Gas Stoves: GFST41,GFPN41, GFPN41,DV5200MBN.</p> <p>*Dutchwest Gas Stoves: 2465 2466, NV 2467, NV 2468.</p> <p>*Monessen Gas Stoves: RFSDV34TSR, RFSDV24SR.</p> <p>*Century Gas Stoves: Jefferson Direct Vent.</p>
Suitable gas type	Liquefied petroleum gas or Natural gas

NO.	8
Model	ZH-1004A
OE number	2090-012,2198-012,SRV2090-012
Suitable gas fireplace models	<p>*Heatilator Fireplace: ADVR3428I & ADVR3428IL, ADVT3428I & ADVT3428IL, CD4236-MOD, CD4842-MOD, CRAVE4836, CRAVE4836ST, CRAVE6048, CRAVE6048ST, CRAVE7260, CRAVE7260ST, CRAVE8472, CRAVE8472ST, EDV3633I & EDV3633IL, EHS3633I, ECLIPSE-32, ECLIPSE-36, GBFL4136I, GBST4336I, GDST3831I, NNXT3933I, NNXT3933IF, NNXT4236I & NNXT4236IL, NNXT4236IF &</p>

NNXT4236ILF, NBV4842I, NBV3630I, NBV3933I,
NBV4236I, NBV4842I, NDV3630I & NDV3630IL,
NDV3933I & NDV3933IL, NDV4236I & NDV4236IL,
NDV4842I & NDV4842IL, NEVO3630i, NEVO4236i,
RAVE4013i.

***Heat N Glo Fireplace:**BRAVO - After serial # 002881385,
LCOR-36TRB-IPI, PIER-36TR-IPI, PIER-36TRB-IPI,
RCOR-36TRB-IPI, RED40ST, ST-36TR-IPI, ST-36TRB-IPI,
ST-36TVB-IPI, ST-550T-IPI, ST-550TM-IPI,
6000CF-OAK-IPI, 6000CMOD-IPI, 6000GBV-IPI,
6000GCF-IPI, 6000G-IPI, 6000GL-IPI-R, 6000GLX-IPI-R,
6000TRXI-IPI, 8000CMOD-IPI, 8000TR-OAK-IPI,
8000TV-OAK-IPI, BCBV36I, BE-41IPIC, CRESCENTII,
RBV4236IT, RBV4842IT, RED40, RED60, SLR (COSMO),
SLR-B (COSMO), SLR-C (COSMO), COSMO-GXT-IPI,
COSMO-I30-C, COSMO-I35-C, COSMO-SXT-IPI.

***Heat N Glo Fireplace:**ESCAPE-36DV, ESCAPE-42DV,
LUX60, MEZZO36, MEZZO36ST, MEZZO48,
MEZZO48ST, MEZZO60, MEZZO60ST, MEZZO72,
MEZZO72ST, PALOMA, PALOMA-MOD, PHOENIX42-IFT,
PRIMO48, PRIMO48ST, PRIMO60, PRIMO60ST,
PRIMO72, PRIMO72ST, SOHO24, SOHO24B,
SOHO-N-AUB, BE-36-CIPI, SL-36-ULTIMATE,
SL-350TRS-IPI, SL-550BE-IPI, SL-550BE-IPI-B,
SL-550BE-M-IPI, SL-550F, SL-550METRO,
SL-550TR-IPI-D, SL-550TR-IPI-E, SLF-550TR-IPI-E,
SL-550TRS-IPI-D, SL-550TRS-IPI-E, SL-550TV-IPI-D,
SL-750F, SL-550TV-IPI-E, SL-750TR-IPI-D.

***Quadra-Fire Fireplace:**QV36A-FB (Expression) Units
made after Feb. 2006, GARNET-IPI, GARNET-IPI-B,
SAPPHIRE-IPI, TOPAZ-IPI.

***Outdoor Lifestyles Fireplace:**ODPALG-48, TWILIGHT-II,
TWILIGHT-II-B, TWILIGHT-II-C, TWILIGHT-II-MOD.

	*Majestic Fireplace: OXDV30-IPI.
Suitable gas type	Natural gas

SECURITY&WARNINGS

Before replace the fireplace pilot assembly,you must make sure to take protective measures, cut the gas supply and prepare necessary tools. Please be noted that: Damage caused by the user's failure to follow the product instructions is not covered by the warranty.

WARNING!

The copper or aluminum wires are soft and relatively easy to be broken, As they comes by helicoid, please straighten them circle by circle gently to avoid break them.

INSTRUCTIONS

1.How to install gas fireplace pilot assembly:

Step1: Turn off the gas supply

Before starting the installation process, make sure the gas supply is turned off. This can usually be done by turning off the gas valve located near the fireplace.

Step2: Remove the old pilot assembly

If you are replacing an old pilot assembly. You will need to remove it first. This can be done by unscrewing the assembly from the gas line and removing from the fireplace.

Step3: Clean the area

Once the old pilot assembly has been removed, clean the area around the gas line and the fireplace. Use a brush or a cloth to remove any debris or dirt.

Step4: Install the new pilot assembly

Take the new pilot assembly and attach it to the gas line. Make sure the

assembly is securely attached and tightened.

Step5: Connect the wires

Connect the wires from the pilot assembly to the control valve. Make sure the wires are connected to the correct terminals.

Step6: Test the pilot

Once the pilot assembly has been installed and the wires have been connected, turn on the gas supply and test the pilot.

Step7: Adjust the flame

If the flame is too high or too low, adjust it using the control valve. Turn the valve clockwise to decrease the flame and counter clockwise to increase it.

2.How to change the nozzle for different gas types.

*For Liquefied Petroleum Gas or Natural Gas fireplace, our product comes with additional nozzle. you need to replace the nozzle to perfectly adapt to Liquefied Petroleum Gas or natural gas.

Following are the steps for changing the nozzle of the ignitron wire:

Step1: Choose the nozzles for NG(natural gas) or LPG(liquefied petroleum gas), see image 1.

Step2: put the nozzle into the Ignition female joint,see image 2,



Image1



Image2

Step3: Screw the ignition wire till fasten, please tighten the joint to avoid any gas leakage, see image 3,4.



Image3




Image4

Ningbo Henghui SensorTechnology Co., Ltd.
 CheheduVillage, Shiqi Street,
 HaishuDistrict East Songjiang Road
 Ningbo, Zhejiang 315000 China

Imported to AUS: SIHAO PTY LTD. 1 ROKEVA STREETEASTWOOD
 NSW 2122 Australia

Imported to USA: Sanven Technology Ltd. Suite 250, 9166 Anaheim
 Place, Rancho Cucamonga, CA 91730

UK	REP
-----------	------------

YH CONSULTING LIMITED. C/O YH Consulting
 Limited Office 147, Centurion House, London
 Road, Staines-upon-Thames, Surrey, TW18 4AX

EC	REP
-----------	------------

E-CrossStu GmbH
 Mainzer Landstr.69,
 60329 Frankfurt am Main.



VEVOR

Affordable. Reliable. Home Improvement.

Pilote de foyer à gaz

Assemblée

**Modèle : ZH-1003A/ZH-796A/ZH-793A/ZH-1006A/
ZH-919A/ZH-794A/ZH-1005A/ZH-1004A**

VEVOR

Affordable. Reliable. Home Improvement.

Gas Fireplace Pilot Assembly

Modèle : ZH-1003A/ZH-796A/ZH-793A/ZH-1006A/ZH-919A/ZH-794A/
ZH-1005A/ZH-1004A



Ceci est le mode d'emploi d'origine. Veuillez lire attentivement l'intégralité du manuel avant utilisation. VEVOR se réserve le droit d'interpréter clairement ce manuel d'utilisation. L'apparence du produit dépend du produit que vous avez reçu. Veuillez nous excuser pour les éventuelles mises à jour technologiques ou logicielles.

Merci d'avoir choisi ce produit. Il doit être manipulé avec précaution. Veuillez lire attentivement les instructions avant utilisation. Ces informations vous aideront à obtenir les meilleurs résultats possibles.

SPECIFICATION

NON.	1
Modèle	ZH - 1003A
Numéro OE	485-510A , 4021-736 , 2103-010
Modèles de foyers à gaz adaptés	<p>*Quadra-Feu : QV32 , QV32-A , QV36 , QV36-A , QV36D , QV36D-A , QV36DB , QVI-30FB , QV-Pier , QV-ST</p> <p>*Chaleur et Feu Lumineux : AT-Grand-B , AT-Grand-C , AT-Grand-D , AT-Supreme-B , AT-Supreme-C , AT-Supreme-D , AT-ZC-B - Vanne Robert Shaw après février 2001 , Bay-Insert-NS , CFX-Grand-B , CFX-IN-B , FB-Grand , FB-IN , Bay-38HV , L-COR-TRC , L-COR-TVFL , Pier-38HV , Pier-TRC , Pier-TVFL , R-COR-TRC , R-COR-TVFL , ST-38HV , ST-42TVFL , ST-TRC , 6000BE , 6000CAMP , 6000SEB , 6000TRB , 6000TRI , 6000TRI-SP , 6000TR-OAK , 6000TRXI , 6000TVB , 6000TV-Oak , 6000XLSB , 6000XLTB , 7000TR-NF , 7000TV-NF , 7000XLS-NF , 7000XLT-NF , 8000TRC , 8000TRD , 8000TR-Oak - Pré-série n° 0021116425 , 8000TVC , 8000TVD , 8000TV-Oak - Pré-série n° 0021116948 , BCBV36 - Pré-série n° GA1551065 , BE-41 , BE-41B , Everest - Veilleuse permanente uniquement, pré-série n° 5000 , BE-32 - Pré Numéro de série 2107620 , BE-36 , BE-36-C - Pré-numéro de série 0021076020 , SL-350TRS , SL-350TV , SL-550TR , SL-550TR-C , SL-550TR-D - Pré-numéro de</p>

	<p>série 0021076206 , SL-550TRS , SL-550TRS-B , SL-550TRS-C , SL - 550TV , SL-750TR , SL-750TR-C , SL-750TR-D - Pré-numéro de série 0021076251 , SL-750TRFL , SL-750TRS-B , SL-750TRS-C , SL-750TV , SL-750TV-C , SL-950TR , SL-950TR-C , SL-950TV</p> <p>*Chauffage :</p> <p>BCBV36 - Pré-série n° GA1551065 , NB3630 - Pré-série n° GA1587915 , NB3933 - Pré-série n° GA1587915 , NB4236 - Pré-série n° GA1587915 , NB4842 - Pré-série n° GA1587915 , ND3630 et ND3630L - Pré-série n° GA1587914 , ND3630M - Pré-série n° GA1587914 , ND3933 et ND3933L - Pré-série n° GA1587914 , ND3933M - Pré-série n° GA1587914 , ND4236 et ND4236L - Pré-série n° GA1587914 , ND4236M - Pré-série n° GA1587914 , ND4842 et ND4842L - Pré-série n° GA1587914 , ND4842M - Pré-série n° GA1587914</p>
Type de gaz approprié	Gaz naturel

NON.	2
Modèle	ZH-796A
Numéro OE	69L17 , 69L1701,904405 , J4117 , 108084-02
Modèles de foyers à gaz adaptés	<p>*Foyers à gaz de la série Lennox Merit</p> <p>LMDV-3530CNM , LMDV-4035CNM , MLDVT-30NM , MLDVT-35NM , MPB-3328CNM , MPB35ST-NM , MPD-4035CNM (SIT) , MPD35ST-NM , MPD4540CNM-B (SIT) , MPD5330CNM , LMDVR-3328CNM , MLDVT-40NM , MPD-3530CNM (SIT) , MPD4035CNM-B</p>

(SIT) , MPDR3328CNM (SIT) , LMDVT-3328CNM ,
MLDVT-45NM , MPD3530CNM-B (SIT) , MPD-4540CNM
(SIT) , MPDT3328CNM (SIT)

***Foyers à gaz Lennox Elite Series**

EBVCLNM , ED4035CNM-2 , EDSTNM-2 , EDV4540CNM ,
EDVSTNM , EBVCRNM , ED4540CNM-2 , EDV3530CNM ,
EDV4540CNM-B , ELD , 35NM , EBVPFNM , EDCLNM-2 ,
EDV3530CNM-B , EDVCLNM , ELDV40NM , EBVSTNM ,
EDCRNM-2 , EDV4035CNM , EDVCRNM , ELDV45NM ,
ED3530CNM , EDPFNM-2 , EDV4035CNM-B ,
EDVPFNMM

***Réchauds à gaz IronStrike Serefina**

CI1500DVF , CI2500DVF , C11502DVF , C12502DVF ,
C11504DVF , C12504DVF , CI1506DVF , CI2506DVF ,
CI1508DVF-2 , CI2508DVF-2

***Foyers à gaz de qualité supérieure**

D500 CEN500 CMN , D600 CEN , D600 CMN , D800
CEN , D800CMN , DR-400 , DR-400CMN(SIT) ,
DR-500CMN (SIT) , DR-600CMN(SIT) , DR-800CMN(SIT) ,
DT-400 , DT-400CMN(SIT) , DT-500CMN(SIT) ,
DT-600CMN(SIT) , DT-800CMN(SIT) , DVPF-RMNS ,
DVR-5CMNS(SIT) , DVR-6010CMNS , DVR-6010RMNS ,
DVT-6010CMNS , DVT-6010RMNS , DVT6-CMNS ,
TVP6-RMNS (TIS) , TVP8-RMNS (TIS) , SDDV-35NM ,
SDDV-40NM SLDVT-35NM(SIT) , SSBV-3530CNM(SIT) ,
SSBV-4035CNM(SIT) , SSDVPF-CNM ,
SSDVR-3328CNM(SIT) , SSDVR-3530CNM(SIT) ,
SSDVR-4035CNM(SIT) , SSDVST-CNM ,
SSDVT-3328CNM(SIT) , SSDVT-3530CNM(SIT) ,
SSDVT-4035CNM(SIT)

***Cheminée à gaz Astria**

Balance 40STDMN , Altair 40DMN-BARies CD35RMN ,
Bélier 33RMN , Bélier 33TMN , Altair 45DMN Altair

	45DMN-B , AriesCD40RMNAries CD40TMN , Aries 35TMN , Aries 35RMN , Aries CD45DMN , Aries 40TMN , Aries 4ORMN , Aries 45DMN , Aries CD33TMN , Gemini 33RMN , Gemini 33TMN , Gemini 35DMN, Gemini 40DMN 45DMNLabra 40CLDMNLabra 40CRDMNLabra 40PFDMN
Type de gaz approprié	Gaz naturel

NON.	3
Modèle	ZH-793A
Numéro OE	14D0477 , GPL8404, SRV14D0477
Modèles de foyers à gaz adaptés	*Cheminées à gaz Millivolt, Lexington Forge , Majestic , Martin&Monessen Modèles : VFYR 16-18-24-30 , VFYR-25 , CIVF-25C , VFH-33M , VFHS-20R , VFHD-32R , VFHD-36R *Convient à de nombreux foyers à gaz millivolts compatibles avec une télécommande sans événement Comprend une thermopile et un thermocouple intégrés sur un support en L en acier
Type de gaz approprié	GPL (GPL liquéfié) gaz de pétrole)

NON.	4
Modèle	ZH-1006A

Numéro OE	#446-512A, #HSRV 446-512A, SRV 446-512A
Modèles de foyers à gaz adaptés	<p>*Cheminées à gaz Heat N Glo : 6000FLS, 8000DVTFL, 8000GDV, 8000GDVFL, 36DV88, 4000GDV, 4000INC, 4000INS, 8000TV, 4000TV, 4000WH, 5000GDV, 5000TV, 8000TVFL, 6000ARCH, 6000CBV-IPI, 6000CF, SL-INSERT, 6000DVT, SL-INSERT-B, 6000DVTFL, BAY-GDV, 8000DVT, BAY-GDV-95, BAY-INSERT, SL-TVBLD, 6000GDV, 6000GDVFL, 6000SGDV, ST-38GTV, ST-42FL, ST-42GTV, 6000TV, 6000TVFL, ST-CFL-24, ST-DVT, ST-GDV, ST-GLS, CFL-18, CFL-18-B, ST-TR, CFL-24, CFL-24-B, CFL-30-B, CFL-30-C, CFX-36TSP</p> <p>*Cheminées à gaz Heat N Glo : DVT-INSERT, DVT-STOVE, GAS36TV, GES-100, GLS-18, GLS-24, GRAND-50, GS-4000, L-CORNERDV, L-CORNERTV, 6000GDVFL-NF, 6000TVFL-NF, PIER-DVT, PIER-GDV, PIER-TV, RCOR-HV-IPI, R-CORNERDV, R-CORNERTV, SL-2000, SL-32, SL-36-NF, SL-36TV, SL-42TV, BAY-30, SLR</p> <p>*Chauffage : Modèles CFL-30-B, ST-CFL-24, ST-CFL-24NG, CFL-24LP-B, ST-CFL-24LP, modèles G420E, CFL-30LP-B, CFL-18-C, CFL-18NG-B, CFL-24-IPI, CFL-24NG-B, CFL-30NG-B, CFL-18LP-B, CFL-24-B</p> <p>*Lennox : Étoile de feu, GC3</p> <p>*Régence (FPI) : Panorama P36E-10</p>
Type de gaz appropri	GPL (GPL liquéfié) gaz de pétrole)

é	
---	--

NON.	5
Modèle	ZH-919A
Numéro OE	4021-732 , 25660
Modèles de foyers à gaz adaptés	<p>*Cheminée chauffante : GBCL36 - Pré-série # GA1549727; GBCR36 - Pré-série # GA1549727; GBFL36 - Pré-série # GA1549727; GBiS36 & GBIS36L; GBST36 & GBST36L - Pré-série # GA1549727; GDCH36 & GDCH36L; GDCH60 & GDCH60L - Pré-série # GA1540727; GDCH60V & GDCH60LV; GDCL36 & GDCL36L; GDCL60 & GDCL60L - Pré-série # GA1549727; GDCR36 & GDCR36L; GDCR60 & GDCR60L - Pré-série # GA1548727; GDFL36 & GDFL36L; GDFL60 et GDFL60L - Pré-numéro de série GA1548727; GDFL60V et GDFL60LV; GDST36 et GDST36L; GDST60 et GDST60L - Pré-numéro de série GA1548727; GDST60V, GDST60LV; CD4236R et CD4236LR - Pré-numéro de série GA1563745; CD4842R et CD4842LR - Pré-numéro de série GA1563745; CGC150 et CGC150L - Après le code de date 39/95; G141 et G141L; G270M et G270LM; GB4336 et GB4336L; GB4942 et GB4942L; GC150 et GC150L - Après le code de date 39/95; GCBC36 et GCBC36L; GCBC42 et GCBC42L; GCBC60 et GCBC60L; GCBC80 et GCBC80L; GCDC36 et GCDC36L; GCDC42 et GCDC42L; GCDC60 et GCDC60F; GCDC80 et GCDC80L; GGBR60 et GGBR60L; GGBR80 et GGBR80L; GNBC30 et GNBC30L; GNBC33 et GNBC33L; GNBC36 et GNBC36L; GNBR30 et GNBR30L; GNBR33 et GNBR33L; GNBR36 et GNBR36L; GNDC30 et GNDC30L; GNDC33 et GNDC33; GNDC36 et GNDC36L;</p>

	GNDH30 et GNDH30L; GNDH33 et GNDH33L; GNDH36 et GNDH36L; GNDR30 et GNDR30L; GNDR33 et GNDR33L; GNDR36 et GNDR36L; GNRC33 et GNRC33L; GNRC36 et GNRC36L - Code de date antérieur au 18/02; GNRH33 et GNRH33L; GNRH36 et GNRH36L; GNTC50 et GNTC50B - Numéro de série antérieur au GA1542189; GNTC80 et GNTC80B.
Type de gaz approprié	Gaz naturel

NON.	6
Modèle	ZH-794A
Numéro OE	103779-01 , PP231 , NG8218
Modèles de foyers à gaz adaptés	CIVF-25, CIVF-25C, VFH-33M, VFH-33R, VFH-33T, VFHS-20R, VFSR-16, VFSR-18, VFSR-24, VFSR-30, VFYR-16, VFYR-18, VFYR-24, VFYR-30, VFCD-25, VFHD-32R, VFHD-36R
Type de gaz approprié	Gaz naturel

NON.	7
Modèle	ZH-1005A
Numéro OE	10002265 (Convient pour foyer au gaz de pétrole liquéfié) 10002264 , SRV10002264 (Convient pour foyer au gaz

	naturel, besoin de changer la buse)
Modèles de foyers à gaz adaptés	<p>*Cheminée et poêles à gaz Majestic : NVBR42, NVBR36, NVBR42, NVC36, NVC39, NVSTR36, OXDV30SP, RDV4136, RFSDV22, RFSDV24, RFSDV32, RFSDV34, RFSDV42, REDV25, RHEDV32, RHEDV42, DVRT43, DVRTSB, DVT36, DVT39, DVT43, LHEC20, LHEC30, LHER20, LHER30, LHECDV20, LHECDV30, LHERDV20, LHERDV30, NV360, NVBC36, NVBC42, 43BDVR, 43BDVT, 43LDVR, 43LDVT, DV360, DV580, DVB4136, DVBR36, DVBR42, DVHVAC 36, DVR33, DVR36, DVR39, DVRT36, DVRT39, DVRT41, 33BDVR, 33BDVT, 33XDV, 360DVS2, 360DVS3, 360DVSL, 360DVSR, 36BDVR, 36BDVT, 36LDVR, 36LDVT, 36XDV, 39BDVR, 39BDVT, 39LDVR, 39LDVT, 39XDV.</p> <p>*Poêles à gaz Vermont Castings : Évent arrière Stardance SDDVR, Évent arrière Stardance SDDVRC, Stardance SDDVT SDDVTCS, Stardance SDDVT/ SDDVTC, Évent arrière Stardance SDV30, Évent supérieur Stardance SDV30, Stardance DV25, 20DVT Brookhaven, Évent arrière SDV30 Stardance, Évent supérieur SDV30 Stardance, Brookhaven 20DVT, Évent arrière Pinnacle DV, Radiance RADVT/RADVTCS, Radiance RADVT/RADVTC, Stardance DV 3900-3916, Stardance DV 3940-3956, Stardance Natural Vent SNV30, 2465 Dutchwest, 2467 Dutchwest, 2468 Dutchwest, LHER20, LHER30, LHERDV20, LHERDV30, Radiance RDVOD, Radiance RNVOD, RFSDV24, INDVR Intrepid, SDDVT Stardance, SDV30 Stardance, 33XDV, 36XDV, 39XDV, LHEC20, LHEC30, LHECDV20, LHECDV30, Jefferson, Stardance, Pinnacle.</p> <p>*Poêles à gaz Temco : GFST41, GFPN41, GFPN41, DV5200MBN.</p> <p>* Cuisinières à gaz Dutchwest : 2465 2466, NV 2467, NV</p>

	<p>2468.</p> <p>*Poêles à gaz Monessen : RFSDV34TSR, RFSDV24SR.</p> <p>*Poêles à gaz Century : Jefferson Direct Vent.</p>
Type de gaz approprié	Gaz de pétrole liquéfié ou gaz naturel

NON.	8
Modèle	ZH-1004A
Numéro OE	2090-012 , 2198-012 , SRV2090-012
Modèles de foyers à gaz adaptés	<p>*Cheminée Heatilator : ADVR3428I et ADVR3428IL, ADVT3428I et ADVT3428IL, CD4236-MOD, CD4842-MOD, CRAVE4836, CRAVE4836ST, CRAVE6048, CRAVE6048ST, CRAVE7260, CRAVE7260ST, CRAVE8472, CRAVE8472ST, EDV3633I et EDV3633IL, EHS3633I, ECLIPSE-32, ECLIPSE-36, GBFL4136I, GBST4336I, GDST3831I, NNXT3933I, NNXT3933IF, NNXT4236I et NNXT4236IL, NNXT4236IF et NNXT4236ILF, NBV4842I, NBV3630I, NBV3933I, NBV4236I, NBV4842I, NDV3630I et NDV3630IL, NDV3933I et NDV3933IL, NDV4236I et NDV4236IL, NDV4842I et NDV4842IL, NEVO3630i, NEVO4236i, RAVE4013i.</p> <p>*Foyer Heat N Glo : BRAVO - Après le numéro de série 002881385, LCOR-36TRB-IPI, PIER-36TR-IPI, PIER-36TRB-IPI, RCOR-36TRB-IPI, RED40ST, ST-36TR-IPI, ST-36TRB-IPI, ST-36TVB-IPI, ST-550T-IPI, ST-550TM-IPI, 6000CF-OAK-IPI, 6000CMOD-IPI, 6000GBV-IPI, 6000GCF-IPI, 6000G-IPI, 6000GL-IPI-R,</p>

	<p>6000GLX-IPI-R, 6000TRXI-IPI, 8000CMOD-IPI, 8000TR-OAK-IPI, 8000TV-OAK-IPI, BCBV36I, BE-41IPIC, CRESCENTII, RBV4236IT, RBV4842IT, RED40, RED60, SLR (COSMO), SLR-B (COSMO), SLR-C (COSMO), COSMO-GXT-IPI, COSMO-I30-C, COSMO-I35-C, COSMO-SXT-IPI.</p> <p>*Cheminées Heat N Glo : ESCAPE-36DV, ESCAPE-42DV, LUX60, MEZZO36, MEZZO36ST, MEZZO48, MEZZO48ST, MEZZO60, MEZZO60ST, MEZZO72, MEZZO72ST, PALOMA, PALOMA-MOD, PHOENIX42-IFT, PRIMO48, PRIMO48ST, PRIMO60, PRIMO60ST, PRIMO72, PRIMO72ST, SOHO24, SOHO24B, SOHO-N-AUB, BE-36-CIPI, SL-36-ULTIMATE, SL-350TRS-IPI, SL-550BE-IPI, SL-550BE-IPI-B, SL-550BE-M-IPI, SL-550F, SL-550METRO, SL-550TR-IPI-D, SL-550TR-IPI-E, SLF-550TR-IPI-E, SL-550TRS-IPI-D, SL-550TRS-IPI-E, SL-550TV-IPI-D, SL-750F, SL-550TV-IPI-E, SL-750TR-IPI-D.</p> <p>*Foyer Quadra-Fire : QV36A-FB (Expression) Unités fabriquées après février 2006, GARNET-IPI, GARNET-IPI-B, SAPPHIRE-IPI, TOPAZ-IPI.</p> <p>*Cheminée extérieure : ODPALG-48, TWILIGHT-II, TWILIGHT-II-B, TWILIGHT-II-C, TWILIGHT-II-MOD.</p> <p>*Cheminée Majestueuse : OXDV30-IPI.</p>
<p>Type de gaz approprié</p>	<p>Gaz naturel</p>

SECURITY&WARNINGS

Avant de remplacer l'ensemble pilote du foyer, vous devez vous assurer de prendre des mesures de protection, de couper l'alimentation en gaz et de

préparer les outils nécessaires.

Veillez noter que : Les dommages causés par le non-respect des instructions du produit par l'utilisateur ne sont pas couverts par la garantie .

AVERTISSEMENT!

Les fils de cuivre ou d'aluminium sont mous et relativement faciles à casser. Comme ils sont hélicoïdaux, veuillez les redresser doucement cercle par cercle pour éviter de les casser .

INSTRUCTIONS

1. Comment installer l'ensemble pilote du foyer à gaz :

Étape 1 : Coupez l'alimentation en gaz

Avant de commencer l'installation, assurez-vous que l'alimentation en gaz est coupée. Cela peut généralement être fait en fermant le robinet de gaz situé près du foyer.

Étape 2 : Retirez l'ancien ensemble pilote

Si vous remplacez une ancienne veilleuse, vous devrez d'abord la retirer. Pour ce faire, dévissez-la de la conduite de gaz et retirez-la du foyer.

Étape 3 : Nettoyez le zone

Une fois que le vieux pilote assemblée a été supprimé, nettoyer la zone autour de la conduite de gaz et de la cheminée. Utilisez une brosse ou un tissu à retirer n'importe lequel débris ou saleté.

Étape 4 : Installer le nouveau pilote assemblée

Prenez le nouveau l'assemblage du pilote et le fixer au conduite de gaz. Assurez-vous que l'assemblage est solidement fixé et serré.

Étape 5 : Connectez les fils

Connectez les fils du pilote à la vanne de régulation. Assurez-vous que les fils sont connectés aux bonnes bornes.

Étape 6 : tester le pilote

Une fois l'ensemble pilote installé et les fils connectés, ouvrez l'alimentation en gaz et testez le pilote.

Étape 7 : Ajuster le flamme

Si le flamme est aussi haut ou aussi faible, ajustez-le à l'aide de la vanne de régulation. Tournez la valve dans le sens des aiguilles d'une montre pour diminuer la flamme et compteur dans le sens des aiguilles d'une montre augmenter il.

2. Comment changer la buse pour différents types de gaz.

*Pour le gaz de pétrole liquéfié ou le gaz naturel cheminée, notre produit est livré avec une buse supplémentaire. vous devez remplacer la buse pour s'adapter parfaitement au gaz de pétrole liquéfié ou au gaz naturel.

Voici les étapes pour changer la buse du fil ignitron :

Étape 1 : Choisissez les buses pour le NG (gaz naturel) ou le GPL (gaz de pétrole liquéfié), voir l' image 1.

Étape 2 : placez la buse dans le joint femelle d'allumage, voir image 2,



Image1 Image2

Étape 3 : Vissez le fil d'allumage jusqu'à ce qu'il soit fixé, veuillez serrer le joint pour éviter toute fuite de gaz, voir image 3,4.



Image3 Image4

Ningbo Henghui SensorTechnologie Co., Ltd.
Village de Chehedu, rue Shiqi,
District de Haishu, route de Songjiang Est
Ningbo, Zhejiang 315000 Chine

Importé en Australie : SIHAO PTY LTD. 1 ROKEVA STREET, ASTWOOD
NSW 2122 Australie

Importé aux États-Unis : Sanven Technology Ltd. Suite 250, 9166 Anaheim
Lieu, Rancho Cucamonga, CA 91730

UK	REP
-----------	------------

YH CONSULTING LIMITED. C/O YH Consulting
Limited Office 147, Centurion House, London
Road, Staines-upon-Thames, Surrey, TW18 4AX

EC	REP
-----------	------------

E-CrossStu GmbH
Mainzer Landstr.69,
60329 Frankfurt am Main.



VEVOR

Affordable. Reliable. Home Improvement.

Gaskamin-Pilot

Montage

**Modell: ZH-1003A/ZH-796A/ZH-793A/ZH-1006A/
ZH-919A/ZH-794A/ZH-1005A/ZH-1004A**

informieren.

Vielen Dank, dass Sie sich für dieses Produkt entschieden haben. Es sollte stets mit Sorgfalt behandelt werden. Bitte lesen Sie vor der Verwendung alle Anweisungen durch. Die Informationen helfen Ihnen, die bestmöglichen Ergebnisse zu erzielen.

SPECIFICATION

NEIN.	1
Modell	ZH - 1003A
OE-Nummer	485-510A , 4021-736 , 2103-010
Passende Gaskamin-Modelle	<p>*Quadra-Feuer : QV32 , QV32-A , QV36 , QV36-A , QV36D , QV36D-A , QV36DB , QVI-30FB , QV-Pier , QV-ST</p> <p>*Heat & Glo-Fire : AT-Grand-B , AT-Grand-C , AT-Grand-D , AT-Supreme-B , AT-Supreme-C , AT-Supreme-D , AT-ZC-B – Robert Shaw-Ventil nach Februar 2001 , Bay-Insert-NS , CFX-Grand-B , CFX-IN-B , FB-Grand , FB-IN , Bay-38HV , L-COR-TRC , L-COR-TVFL , Pier-38HV , Pier-TRC , Pier-TVFL , R-COR-TRC , R-COR-TVFL , ST-38HV , ST-42TVFL , ST-TRC , 6000BE , 6000CAMP , 6000SEB , 6000TRB , 6000TRI , 6000TRI-SP , 6000TR-OAK , 6000TRXI , 6000TVB , 6000TV-Oak , 6000XLSB , 6000XLTB , 7000TR-NF , 7000TV-NF , 7000XLS -NF , 7000XLT-NF , 8000TRC , 8000TRD , 8000TR-Oak - Vorseriennummer 0021116425 , 8000TVC , 8000TVD , 8000TV-Oak - Vorseriennummer 0021116948 , BCBV36 - Vorseriennummer GA1551065 , BE-41 , BE-41B , Everest - Nur stehender Pilot, Vorseriennummer 5000 , BE-32 - Vorseriennummer 2107620 , BE-36 , BE-36-C – Vor</p>

	<p>Seriennummer 0021076020 , SL-350TRS , SL-350TV , SL-550TR , SL-550TR-C , SL-550TR-D – Vor Seriennummer 0021076206 , SL-550TRS , SL-550TRS-B , SL-550TRS-C , SL-550TV , SL-750TR , SL-750TR-C , SL-750TR-D – Vor Seriennummer 0021076251 , SL-750TRFL , SL-750TRS-B , SL-750TRS-C , SL-750TV , SL-750TV-C , SL-950TR , SL-950TR-C , SL-950TV</p> <p>*Heatilator :</p> <p>BCBV36 – Vorseriennummer GA1551065 , NB3630 – Vorseriennummer GA1587915 , NB3933 –</p> <p>Vorseriennummer GA1587915 , NB4236 –</p> <p>Vorseriennummer GA1587915 , NB4842 – Vorseriennummer GA1587915 , ND3630 und ND3630L – Vorseriennummer GA1587914 , ND3630M – Vorseriennummer GA1587914 , ND3933 und ND3933L –</p> <p>Vorseriennummer GA1587914 , ND3933M –</p> <p>Vorseriennummer GA1587914 , ND4236 und ND4236L – Vorseriennummer GA1587914 , ND4236M – Vorseriennummer GA1587914 , ND4842 & ND4842L – Vorseriennummer GA1587914 , ND4842M – Vorseriennummer GA1587914</p>
Geeignete Gasart	Erdgas

NEIN.	2
Modell	ZH-796A
OE-Nummer	69L17 , 69L1701,904405 , J4117 , 108084-02
Passend	*Gaskamine der Lennox Merit-Serie

<p>e Gaskami n-Modell e</p>	<p>LMDV-3530CNM , LMDV-4035CNM , MLDVT-30NM , MLDVT-35NM , MPB-3328CNM , MPB35ST-NM , MPD-4035CNM (SIT) , MPD35ST-NM , MPD4540CNM-B (SIT) , MPD5330CNM , LMDVR-3328CNM , MLDVT-40NM , MPD-3530CNM (SIT) , MPD4035CNM-B (SIT) , MPDR3328CNM (SIT) , LMDVT-3328CNM , MLDVT-45NM , MPD3530CNM-B (SIT) , MPD4540CNM (SIT) , MPDT3328CNM (SIT)</p> <p>*Gaskamine der Lennox Elite-Serie EBVCLNM , ED4035CNM-2 , EDSTNM-2 , EDV4540CNM , EDVSTNM , EBVCRNM , ED4540CNM-2 , EDV3530CNM , EDV4540CNM-B , ELD , 35NM , EBVPFNM , EDCLNM-2 , EDV3530CNM-B , EDVCLNM , ELDV40NM , EBVSTNM , EDCRNM-2 , EDV4035CNM , EDVCRNM , ELDV45NM , ED3530CNM , EDPFNM-2 , EDV4035CNM-B , EDVPFNMM</p> <p>*IronStrike Serefina Gasherde CI1500DVF , CI2500DVF , C11502DVF , C12502DVF , C11504DVF , C12504DVF , CI1506DVF , CI2506DVF , CI1508DVF-2 , CI2508DVF-2</p> <p>*Hochwertige Gaskamine D500 CEND500 CMN , D600 CEN , D600 CMN , D800 CEN , D800CMN , DR-400 , DR-400CMN(SIT) , DR-500CMN (SIT) , DR-600CMN(SIT) , DR-800CMN(SIT) , DT-400 , DT-400CMN(SIT) , DT-500CMN(SIT) , DT-600CMN(SIT) , DT-800CMN(SIT) , DVPF-RMNS , DVR-5CMNS(SIT) , DVR-6010CMNS , DVR-6010RMNS , DVT-6010CMNS , DVT-6010RMNS , DVT6-CMNS , DVT6-RMNS(SIT) , DVT8-RMNS(SIT) , SDDV-35NM , SDDV-40NM SLDVT-35NM(SIT) , SSBV-3530CNM(SIT) , SSBV-4035CNM(SIT) , SSDVPF-CNM , SSDVR-3328CNM(SIT) , SSDVR-3530CNM(SIT) , SSDVR-4035CNM(SIT) , SSDVST-CNM ,</p>
---	---

	<p>SSDVT-3328CNM(SIT) , SSDVT-3530CNM(SIT) , SSDVT-4035CNM(SIT)</p> <p>*Austria Gaskamin</p> <p>Waage 40STDMN , Altair 40DMN-B Aries CD35RMN , Widder 33RMN , Widder 33TMN , Altair 45DMN Altair 45DMN-B , AriesCD40RMN Aries CD40TMN , Aries 35TMN , Aries 35RMN , Aries CD45DMN , Aries 40TMN , Aries 4ORMN , Aries 45DMN , Aries CD33TMN , Gemini 33RMN , Gemini 33TMN , Gemini 35DMN Gemini 40DMN 45DMN Libra 40CLDMN Libra 40CRDMN Libra 40PFDMN</p>
Geeignete Gasart	Erdgas

NEIN.	3
Modell	ZH-793A
OE-Nummer	14D0477 , LPG8404, SRV14D0477
Passende Gaskamin-Modelle	<p>*Millivolt-Gaskamine, Lexington Forge , Majestic , Martin&Monessen</p> <p>Modell: VFYR 16-18-24-30 , VFYR-25 , CIVF-25C , VFH-33M , VFHS-20R , VFHD-32R , VFHD-36R</p> <p>*Passt auf viele fernbedienbare Millivolt-Gaskamine ohne Abzug</p> <p>Mit integrierter Thermosäule und Thermoelement auf einer L-Halterung aus Stahl</p>
Geeignete Gasart	LPG (Flüssiggas Petroleumgas)

NEIN.	4
Modell	ZH-1006A

OE-Num mer	#446-512A, #HSRV 446-512A, SRV 446-512A
Passend e Gaskami n-Modell e	<p>*Heat N Glo-Gaskamine : 6000FLS, 8000DVTFL, 8000GDV, 8000GDVFL, 36DV88, 4000GDV, 4000INC, 4000INS, 8000TV, 4000TV, 4000WH, 5000GDV, 5000TV, 8000TVFL, 6000ARCH, 6000CBV-IPI, 6000CF, SL-INSERT, 6000DVT, SL-INSERT-B, 6000DVTFL, BAY-GDV, 8000DVT, BAY-GDV-95, BAY-INSERT, SL-TVBLD, 6000GDV, 6000GDVFL, 6000SGDV, ST-38GTV, ST-42FL, ST-42GTV, 6000TV, 6000TVFL, ST-CFL-24, ST-DVT, ST-GDV, ST-GLS, CFL-18, CFL-18-B, ST-TR, CFL-24, CFL-24-B, CFL-30-B, CFL-30-C, CFX-36TSP</p> <p>*Heat N Glo-Gaskamine : DVT-INSERT, DVT-STOVE, GAS36TV, GES-100, GLS-18, GLS-24, GRAND-50, GS-4000, L-CORNERDV, L-CORNERTV, 6000GDVFL-NF, 6000TVFL-NF, PIER-DVT, PIER-GDV, PIER-TV, RCOR-HV-IPI, R-CORNERDV, R-CORNERTV, SL-2000, SL-32, SL-36-NF, SL-36TV, SL-42TV, BAY-30, SLR</p> <p>*Heatilator : CFL-30-B, ST-CFL-24-Modelle, ST-CFL-24NG, CFL-24LP-B, ST-CFL-24LP, G420E-Modelle, CFL-30LP-B, CFL-18-C, CFL-18NG-B, CFL-24-IPI, CFL-24NG-B, CFL-30NG-B, CFL-18LP-B, CFL-24-B</p> <p>*Lennox : Feuerstern, GC3</p> <p>*Regenz (FPI) : Panorama P36E-10</p>
Geeignet e Gasart	LPG (Flüssiggas Petroleumgas)

NEIN.	5
Modell	ZH-919A
OE-Nummer	4021-732 , 25660
Passende Gaskamin-Modelle	<p>*Heatilator-Kamin: GBCL36 – Vorseriennummer GA1549727; GBCR36 – Vorseriennummer GA1549727; GBFL36 – Vorseriennummer GA1549727; GBiS36 & GBIS36L; GBST36 & GBST36L – Vorseriennummer GA1549727; GDCH36 & GDCH36L; GDCH60 & GDCH60L – Vorseriennummer GA1540727; GDCH60V & GDCH60LV; GDCL36 & GDCL36L; GDCL60 & GDCL60L – Vorseriennummer GA1549727; GDCR36 & GDCR36L; GDCR60 & GDCR60L – Vorseriennummer GA1548727; GDFL36 & GDFL36L; GDFL60 & GDFL60L – vor Seriennummer GA1548727; GDFL60V & GDFL60LV; GDST36 & GDST36L; GDST60 & GDST60L – vor Seriennummer GA1548727; GDST60V, GDST60LV; CD4236R & CD4236LR – vor Seriennummer GA1563745; CD4842R & CD4842LR – vor Seriennummer GA1563745; CGC150 & CGC150L – nach Datumcode 39/95; G141 & G141L; G270M & G270LM; GB4336 & GB4336L; GB4942 & GB4942L; GC150 & GC150L – nach Datumcode 39/95; GCBC36 & GCBC36L; GCBC42 & GCBC42L; GCBC60 & GCBC60L; GCBC80 & GCBC80L; GCDC36 & GCDC36L; GCDC42 & GCDC42L; GCDC60 & GCDC60F; GCDC80 & GCDC80L; GGBR60 & GGBR60L; GGBR80 & GGBR80L; GNBC30 & GNBC30L; GNBC33 & GNBC33L; GNBC36 & GNBC36L; GNBR30 & GNBR30L; GNBR33 & GNBR33L; GNBR36 & GNBR36L; GNDC30 & GNDC30L; GNDC33 & GNDC33L; GNDC36 & GNDC36L; GNDH30 & GNDH30L; GNDH33 & GNDH33L; GNDH36 & GNDH36L; GNDR30 &</p>

<p>e</p>	<p>RFSDV42, REDV25, RHEDV32, RHEDV42, DVRT43, DVRTSB, DVT36, DVT39, DVT43, LHEC20, LHEC30, LHER20, LHER30, LHECDV20, LHECDV30, LHERDV20, LHERDV30, NV360, NVBC36, NVBC42, 43BDVR, 43BDVT, 43LDVR, 43LDVT, DV360, DV580, DVB4136, DVBR36, DVBR42, DVHVAC36, DVR33, DVR36, DVR39, DVRT36, DVRT39, DVRT41, 33BDVR, 33BDVT, 33XDV, 360DVS2, 360DVS3, 360DVSL, 360DVSR, 36BDVR, 36BDVT, 36LDVR, 36LDVT, 36XDV, 39BDVR, 39BDVT, 39LDVR, 39LDVT, 39XDV.</p> <p>*Gasherde von Vermont Castings: Stardance Rear Vent SDDVR, Stardance Rear Vent SDDVRC, Stardance SDDVT SDDVTCS, Stardance SDDVT/ SDDVTC, Stardance SDV30 Rear Vent, Stardance SDV30 Top Vent, Stardance DV25, 20DVT Brookhaven, SDV30 Stardance Rear Vent, SDV30 Stardance Top Vent, Brookhaven 20DVT, Pinnacle DV Rear Vent, Radiance RADVT/ RADVTCS, Radiance RADVT/RADVTC, Stardance DV 3900-3916, Stardance DV 3940-3956, Stardance Natural Vent SNV30, 2465 Dutchwest, 2467 Dutchwest, 2468 Dutchwest, LHER20, LHER30, LHERDV20, LHERDV30, Radiance RDVOD, Radiance RNVOD, RFSDV24, INDVR Intrepid, SDDVT Stardance, SDV30 Stardance, 33XDV, 36XDV, 39XDV, LHEC20, LHEC30, LHECDV20, LHECDV30, Jefferson, Stardance, Pinnacle.</p> <p>*Temco-Gasherde: GFST41, GFPN41, GFPN41, DV5200MBN.</p> <p>*Dutchwest-Gasherde: 2465 2466, NV 2467, NV 2468.</p> <p>*Monessen-Gasherde: RFSDV34TSR, RFSDV24SR.</p> <p>*Century-Gasherde: Jefferson Direct Vent.</p>
<p>Geeignete Gasart</p>	<p>Flüssiggas oder Erdgas</p>

NEIN.	8
Modell	ZH-1004A
OE-Nummer	2090-012 , 2198-012 , SRV2090-012
Passende Gaskamin-Modelle	<p>*Heatilator Kamin : ADVR3428I & ADVR3428IL, ADVT3428I & ADVT3428IL, CD4236-MOD, CD4842-MOD, CRAVE4836, CRAVE4836ST, CRAVE6048, CRAVE6048ST, CRAVE7260, CRAVE7260ST, CRAVE8472, CRAVE8472ST, EDV3633I & EDV3633IL, EHS3633I, ECLIPSE-32, ECLIPSE-36, GBFL4136I, GBST4336I, GDST3831I, NNXT3933I, NNXT3933IF, NNXT4236I & NNXT4236IL, NNXT4236IF & NNXT4236ILF, NBV4842I, NBV3630I, NBV3933I, NBV4236I, NBV4842I, NDV3630I & NDV3630IL, NDV3933I & NDV3933IL, NDV4236I & NDV4236IL, NDV4842I & NDV4842IL, NEVO3630i, NEVO4236i, RAVE4013i.</p> <p>*Heat N Glo Kamin : BRAVO – Nach Seriennummer 002881385, LCOR-36TRB-IPI, PIER-36TR-IPI, PIER-36TRB-IPI, RCOR-36TRB-IPI, RED40ST, ST-36TR-IPI, ST-36TRB-IPI, ST-36TVB-IPI, ST-550T-IPI, ST-550TM-IPI, 6000CF-OAK-IPI, 6000CMOD-IPI, 6000GBV-IPI, 6000GCF-IPI, 6000G-IPI, 6000GL-IPI-R, 6000GLX-IPI-R, 6000TRXI-IPI, 8000CMOD-IPI, 8000TR-OAK-IPI, 8000TV-OAK-IPI, BCBV36I, BE-41IPIC, CRESCENTII, RBV4236IT, RBV4842IT, RED40, RED60, SLR (COSMO), SLR-B (COSMO), SLR-C (COSMO), COSMO-GXT-IPI, COSMO-I30-C, COSMO-I35-C, COSMO-SXT-IPI.</p> <p>*Heat N Glo Kamin : ESCAPE-36DV, ESCAPE-42DV, LUX60, MEZZO36, MEZZO36ST, MEZZO48,</p>

	<p>MEZZO48ST, MEZZO60, MEZZO60ST, MEZZO72, MEZZO72ST, PALOMA, PALOMA-MOD, PHOENIX42-IFT, PRIMO48, PRIMO48ST, PRIMO60, PRIMO60ST, PRIMO72, PRIMO72ST, SOHO24, SOHO24B, SOHO-N-AUB, BE-36-CIPI, SL-36-ULTIMATE, SL-350TRS-IPI, SL-550BE-IPI, SL-550BE-IPI-B, SL-550BE-M-IPI, SL-550F, SL-550METRO, SL-550TR-IPI-D, SL-550TR-IPI-E, SLF-550TR-IPI-E, SL-550TRS-IPI-D, SL-550TRS-IPI-E, SL-550TV-IPI-D, SL-750F, SL-550TV-IPI-E, SL-750TR-IPI-D.</p> <p>*Quadra-Fire-Kamin : QV36A-FB (Expression)-Einheiten, hergestellt nach Februar 2006, GARNET-IPI, GARNET-IPI-B, SAPPHIRE-IPI, TOPAZ-IPI.</p> <p>*Outdoor Lifestyles Kamin : ODPALG-48, TWILIGHT-II, TWILIGHT-II-B, TWILIGHT-II-C, TWILIGHT-II-MOD.</p> <p>*Majestätischer Kamin : OXDV30-IPI.</p>
Geeignete Gasart	Erdgas

SECURITY&WARNINGS

Bevor Sie die Zündflamme des Kamins austauschen, müssen Sie unbedingt vorbeugende Maßnahmen ergreifen, die Gaszufuhr unterbrechen und die erforderlichen Werkzeuge bereitlegen. Bitte beachten Sie: Schäden, die durch die Nichtbeachtung der Produktanweisungen durch den Benutzer entstehen, sind nicht durch die Garantie abgedeckt .

WARNUNG!

Die Kupfer- oder Aluminiumdrähte sind weich und brechen relativ leicht. Da sie spiralförmig sind, richten Sie sie bitte Kreis für Kreis vorsichtig gerade, um ein Brechen zu vermeiden .

INSTRUCTIONS

1. So installieren Sie die Zündflammenbaugruppe eines Gaskamins:

Schritt 1: Gaszufuhr abstellen

Stellen Sie vor Beginn der Installation sicher, dass die Gaszufuhr abgestellt ist. Dies kann normalerweise durch Schließen des Gasventils in der Nähe des Kamins erfolgen.

Schritt 2: Entfernen Sie die alte Pilotbaugruppe

Wenn Sie eine alte Zündflammenbaugruppe ersetzen, müssen Sie diese zuerst entfernen. Dies können Sie tun, indem Sie die Baugruppe von der Gasleitung abschrauben und vom Kamin entfernen.

Schritt 3: Reinigen Sie Bereich

Sobald die alt Pilot Montage hat entfernt wurde, Reinigen Sie den Bereich rund um die Gasleitung und den Kamin. Verwenden Sie eine Bürste oder A Tuch Zu entfernen beliebig Trümmer oder Schmutz.

Schritt 4: Installieren Die neu Pilot Montage

Nehmen Sie das neue Pilotbaugruppe und befestigen Sie sie an der Gasleitung. Stellen Sie sicher, dass die Baugruppe sicher befestigt und festgezogen ist.

Schritt 5: Verbinden Sie die Kabel

Schließen Sie die Kabel der Pilotbaugruppe an das Steuerventil an. Stellen Sie sicher, dass die Kabel an die richtigen Klemmen angeschlossen sind.

Schritt 6: Testen Sie den Piloten

Sobald die Zündflammenbaugruppe installiert und die Kabel angeschlossen sind, schalten Sie die Gaszufuhr ein und testen Sie die Zündflamme.

Schritt 7: Anpassen Die Flamme

Wenn die Flamme Ist zu hoch oder zu niedrig, Stellen Sie es mit dem Steuerventil ein. Drehen Sie das Ventil im Uhrzeigersinn, um die Flamme zu verringern und Zähler im Uhrzeigersinn erhöhen Es.

2. So wechseln Sie die Düse für verschiedene Gasarten.

* Für Flüssiggas oder Erdgas

Kamin , unser Produkt wird mit

einer zusätzlichen Düse geliefert. Sie müssen die Düse austauschen, um sich perfekt an Flüssiggas oder Erdgas anzupassen .

Im Folgenden sind die Schritte zum Wechseln der Düse des Ignitron-Drahtes aufgeführt:

1 : **Wählen** Sie die Düsen für NG (Erdgas) oder LPG (Flüssiggas) , siehe Bild 1.

Schritt 2: Setzen Sie die Düse in die Zündbuchse ein, siehe Bild 2.



Bild1 Bild2

Schritt 3: Schrauben Sie das Zündkabel fest. Bitte ziehen Sie die Verbindung fest, um ein Austreten von Gas zu vermeiden, siehe Abbildungen 3 und 4.




Bild3 Bild4

Ningbo Henghui SensorTechnology Co., Ltd.
CheheduVillage, Shiqi Straße,
HaishuBezirk Ost-Songjiang-Straße

Ningbo, Zhejiang 315000 China

Importiert nach AUS: SIHAO PTY LTD. 1 ROKEVA STREETEASTWOOD
NSW 2122 Australien

Importiert in die USA: Sanven Technology Ltd. Suite 250, 9166 Anaheim
Place, Rancho Cucamonga, CA 91730

UK	REP
-----------	------------

YH CONSULTING LIMITED. C/O YH Consulting
Limited Office 147, Centurion House, London
Road, Staines-upon-Thames, Surrey, TW18 4AX

EC	REP
-----------	------------

E-CrossStu GmbH
Mainzer Landstr.69,
60329 Frankfurt am Main.



VEVOR

Affordable. Reliable. Home Improvement.

Pilota per camino a gas

Assemblea

**Modello: ZH-1003A/ZH-796A/ZH-793A/ZH-1006A/
ZH-919A/ZH-794A/ZH-1005A/ZH-1004A**

VEVOR

Affordable. Reliable. Home Improvement.

Gas Fireplace Pilot Assembly

**Modello: ZH-1003A/ZH-796A/ZH-793A/ZH-1006A/ZH-919A/ZH-794A/
ZH-1005A/ZH-1004A**



Queste sono le istruzioni originali, si prega di leggere attentamente tutte le istruzioni del manuale prima dell'uso. VEVOR si riserva la piena interpretazione del proprio manuale utente. L'aspetto del prodotto dipenderà dal prodotto ricevuto. Vi preghiamo di scusarci se non vi informeremo più in caso di aggiornamenti tecnologici o software sul nostro

prodotto.

Grazie mille per aver scelto questo prodotto. Maneggiatelo sempre con cura. Leggete attentamente le istruzioni prima di utilizzarlo. Le informazioni ti aiuteranno a raggiungere i migliori risultati possibili.

SPECIFICATION

NO.	1
Modello	ZH - 1003A
Numero OE	485-510A , 4021-736 , 2103-010
Modelli di caminetti a gas adatti	<p>*Quadra-Fuoco : QV32 , QV32-A , QV36 , QV36-A , QV36D , QV36D-A , QV36DB , QVI-30FB , QV-Pier , QV-ST</p> <p>*Calore e fuoco globulare : AT-Grand-B , AT-Grand-C , AT-Grand-D , AT-Supreme-B , AT-Supreme-C , AT-Supreme-D , AT-ZC-B - Valvola Robert Shaw dopo febbraio 2001 , Bay-Insert-NS , CFX-Grand-B , CFX-IN-B , FB-Grand , FB-IN , Bay-38HV , L-COR-TRC , L-COR-TVFL , Pier-38HV , Pier-TRC , Pier-TVFL , R-COR-TRC , R-COR-TVFL , ST-38HV , ST-42TVFL , ST-TRC , 6000BE , 6000CAMP , 6000SEB , 6000TRB , 6000TRI , 6000TRI-SP , 6000TR-OAK , 6000TRXI , 6000TVB , 6000TV-Oak , 6000XLSB , 6000XLTB , 7000TR-NF , 7000TV-NF , 7000XLS-NF , 7000XLT-NF , 8000TRC , 8000TRD , 8000TR-Oak - Pre numero di serie 0021116425 , 8000TVC , 8000TVD , 8000TV-Oak - Pre numero di serie 0021116948 , BCBV36 - Pre numero di serie GA1551065 , BE-41 , BE-41B , Everest - Solo pilota permanente, pre numero di serie 5000 , BE-32 - Pre numero di serie 2107620 , BE-36 , BE-36-C - Pre-numero di serie 0021076020 , SL-350TRS , SL-350TV , SL-550TR ,</p>

	<p>SL-550TR-C , SL-550TR-D - Pre-numero di serie 0021076206 , SL-550TRS , SL-550TRS-B , SL-550TRS-C , SL - 550TV , SL-750TR , SL-750TR-C , SL-750TR-D - Pre-numero di serie 0021076251 , SL-750TRFL , SL-750TRS-B , SL-750TRS-C , SL-750TV , SL-750TV-C , SL-950TR , SL-950TR-C , SL-950TV</p> <p>*Riscaldatore :</p> <p>BCBV36 - Pre Serial # GA1551065 , NB3630 - Pre Serial # GA1587915 , NB3933 - Pre Serial # GA1587915 , NB4236 - Pre Serial # GA1587915 , NB4842 - Pre Serial # GA1587915 , ND3630 e ND3630L - Pre Serial # GA1587914 , ND3630M - Pre Serial # GA1587914 , ND3933 e ND3933L - Pre Serial # GA1587914 , ND3933M - Pre Serial # GA1587914 , ND4236 e ND4236L - Pre Serial # GA1587914 , ND4236M - Pre-serie n. GA1587914 , ND4842 e ND4842L - Pre-serie n. GA1587914 , ND4842M - Pre-serie n. GA1587914</p>
Tipo di gas adatto	Gas naturale

NO.	2
Modello	ZH-796A
Numero OE	69L17 , 69L1701,904405 , J4117 , 108084-02
Modelli di caminetti a gas adatti	<p>*Camini a gas Lennox serie Merit</p> <p>LMDV-3530CNM , LMDV-4035CNM , MLDVT-30NM , MLDVT-35NM , MPB-3328CNM , MPB35ST-NM , MPD-4035CNM (SIT) , MPD35ST-NM , MPD4540CNM-B(SIT) , MPD5330CNM , LMDVR-3328CNM , MLDVT-40NM ,</p>

MPD-3530CNM(SIT) , MPD4035CNM-B(SIT) ,
MPDR3328CNM(SIT) , LMDVT-3328CNM ,
MLDVT-45NM , MPD3530CNM-B(SIT) , MPD-4540CNM
(SIT) , MPDT3328CNM (SIT)

***Camini a gas Lennox serie Elite**

EBVCLNM , ED4035CNM-2 , EDSTNM-2 , EDV4540CNM ,
EDVSTNM , EBVCRNM , ED4540CNM-2 , EDV3530CNM ,
EDV4540CNM-B , ELD , 35NM , EBVPFNM , EDCLNM-2 ,
EDV3530CNM-B , EDVCLNM , ELDV4ONM , EBVSTNM ,
EDCRNM-2 , EDV4035CNM , EDVCRNM , ELDV45NM ,
ED3530CNM , EDPFNM-2 , EDV4035CNM-B ,
EDVPFNM

***Fornelli a gas IronStrike Serefina**

CI1500DVF , CI2500DVF , C11502DVF , C12502DVF ,
C11504DVF , C12504DVF , CI1506DVF , CI2506DVF ,
CI1508DVF-2 , CI2508DVF-2

***Camini a gas di qualità superiore**

D500 CEND500 CMN , D600 CEN , D600 CMN , D800
CEN , D800CMN , DR-400 , DR-400CMN(SIT) ,
DR-500CMN (SIT) , DR-600CMN(SIT) , DR-800CMN(SIT) ,
DT-400 , DT-400CMN(SIT) , DT-500CMN(SIT) ,
DT-600CMN(SIT) , DT-800CMN(SIT) , DVPF-RMNS ,
DVR-5CMNS(SIT) , DVR-6010CMNS , DVR-6010RMNS ,
DVT-6010CMNS , DVT-6010RMNS , DVT6-CMNS ,
DVT6-RMNS(SIT) , DVT8-RMNS(SIT) , SDDV-35NM ,
SDDV-40NM SLDVT-35NM(SIT) , SSBV-3530CNM(SIT) ,
SSBV-4035CNM(SIT) , SSDVPF-CNM ,
SSDVR-3328CNM(SIT) , SSDVR-3530CNM(SIT) ,
SSDVR-4035CNM(SIT) , SSDVST-CNM ,
SSDVT-3328CNM(SIT) , SSDVT-3530CNM(SIT) ,
SSDVT-4035CNM(SIT)

***Camino a gas Astria**

Bilancia 40STDMMN , Altair 40DMN-BARie CD35RMN ,

	Ariete 33RMN , Ariete 33TMN , Altair 45DMN Altair 45DMN-B , ArieteCD40RMNArie CD40TMN , Ariete 35TMN , Ariete 35RMN , Ariete CD45DMN , Ariete 40TMN , Ariete 4ORMN , Ariete 45DMN , Ariete CD33TMN , Gemelli 33RMN , Gemelli 33TMN , Gemelli 35DMN Gemelli 40DMN 45DMNLibra 40CLDMNLibra 40CRDMNLibra 40PFDMN
Tipo di gas adatto	Gas naturale

NO.	3
Modello	ZH-793A
Numero OE	14D0477 , LPG8404, SRV14D0477
Modelli di caminetti a gas adatti	*Caminetti a gas millivolt, Lexington Forge , Majestic , Martin&Monessen Modello: VFYR 16-18-24-30 , VFYR-25 , CIVF-25C , VFH-33M , VFHS-20R , VFHD-32R , VFHD-36R *Adatto a molti caminetti a gas millivolt senza sfiato con telecomando Include termopila e termocoppia integrate su una staffa a L in acciaio
Tipo di gas adatto	GPL (Liquefatto) gas di petrolio)

NO.	4
Modello	ZH-1006A
Numero	#446-512A, #HSRV 446-512A, SRV 446-512A

OE	
<p>Modelli di caminetti a gas adatti</p>	<p>*Caminetti a gas Heat N Glo : 6000FLS, 8000DVTFL, 8000GDV, 8000GDVFL, 36DV88, 4000GDV, 4000INC, 4000INS, 8000TV, 4000TV, 4000WH, 5000GDV, 5000TV, 8000TVFL, 6000ARCH, 6000CBV-IPI, 6000CF, SL-INSERT, 6000DVT, SL-INSERT-B, 6000DVTFL, BAY-GDV, 8000DVT, BAY-GDV-95, BAY-INSERT, SL-TVBLD, 6000GDV, 6000GDVFL, 6000SGDV, ST-38GTV, ST-42FL, ST-42GTV, 6000TV, 6000TVFL, ST-CFL-24, ST-DVT, ST-GDV, ST-GLS, CFL-18, CFL-18-B, ST-TR, CFL-24, CFL-24-B, CFL-30-B, CFL-30-C, CFX-36TSP</p> <p>*Caminetti a gas Heat N Glo : DVT-INSERT, DVT-STOVE, GAS36TV, GES-100, GLS-18, GLS-24, GRAND-50, GS-4000, L-CORNERDV, L-CORNERTV, 6000GDVFL-NF, 6000TVFL-NF, PIER-DVT, PIER-GDV, PIER-TV, RCOR-HV-IPI, R-CORNERDV, R-CORNERTV, SL-2000, SL-32, SL-36-NF, SL-36TV, SL-42TV, BAY-30, SLR</p> <p>*Riscaldatore : Modelli CFL-30-B, ST-CFL-24, ST-CFL-24NG, CFL-24LP-B, ST-CFL-24LP, modelli G420E, CFL-30LP-B, CFL-18-C, CFL-18NG-B, CFL-24-IPI, CFL-24NG-B, CFL-30NG-B, CFL-18LP-B, CFL-24-B</p> <p>*Lennox : Stella di fuoco, GC3</p> <p>*Reggenza (FPI) : Panorama P36E-10</p>
<p>Tipo di gas adatto</p>	<p>GPL (Liquefatto) gas di petrolio)</p>

NO.	5
Modello	ZH-919A
Numero OE	4021-732 , 25660
Modelli di caminetti a gas adatti	<p>*Camino riscaldatore: GBCL36 - Pre-serie n. GA1549727; GBCR36 - Pre-serie n. GA1549727; GBFL36 - Pre-serie n. GA1549727; GBIS36 e GBIS36L; GBST36 e GBST36L - Pre-serie n. GA1549727; GDCH36 e GDCH36L; GDCH60 e GDCH60L - Pre-serie n. GA1540727; GDCH60V e GDCH60LV; GDCL36 e GDCL36L; GDCL60 e GDCL60L - Pre-serie n. GA1549727; GDCR36 e GDCR36L; GDCR60 e GDCR60L - Pre-serie n. GA1548727; GDFL36 e GDFL36L; GDFL60 e GDFL60L - Pre-serie n. GA1548727; GDFL60V e GDFL60LV; GDST36 e GDST36L; GDST60 e GDST60L - Pre-serie n. GA1548727; GDST60V, GDST60LV; CD4236R e CD4236LR - Pre-serie n. GA1563745; CD4842R e CD4842LR - Pre-serie n. GA1563745; CGC150 e CGC150L - Dopo il codice data 39/95; G141 e G141L; G270M e G270LM; GB4336 e GB4336L; GB4942 e GB4942L; GC150 e GC150L - Dopo il codice data 39/95; GCBC36 e GCBC36L; GCBC42 e GCBC42L; GCBC60 e GCBC60L; GCBC80 e GCBC80L; GCDC36 e GCDC36L; GCDC42 e GCDC42L; GCDC60 e GCDC60F; GCDC80 e GCDC80L; GGBR60 e GGBR60L; GGBR80 e GGBR80L; GNBC30 e GNBC30L; GNBC33 e GNBC33L; GNBC36 e GNBC36L; GNBR30 e GNBR30L; GNBR33 e GNBR33L; GNBR36 e GNBR36L; GNDC30 e GNDC30L; GNDC33 e GNDC33; GNDC36 e GNDC36L; GNDH30 e GNDH30L; GNDH33 e GNDH33L; GNDH36 e GNDH36L; GNDR30 e GNDR30L; GNDR33 e GNDR33L; GNDR36 e GNDR36L; GNRC33 e GNRC33L; GNRC36 e GNRC36L - Codice data</p>

DVRT43,DVRTSB,DVT36,DVT39,DVT43,LHEC20, LHEC30, LHER20, LHER30, LHECDV20, LHECDV30, LHERDV20, LHERDV30, NV360,NVBC36,NVBC42,43BDVR,43BDVT,43LDVR,43L DVT,DV360,DV580,DVB4136,DVBR36,DVBR42,DVHVAC 36,DVR33,DVR36,DVR39,DVRT36,DVRT39 ,DVRT41,33 BDVR,33BDVT,33XDV,360DVS2,360DVS3,360DVSL,360 DVSR,36BDVR,36BDVT,36LDVR,36LDVT,36XDV,39BDV R,39BDVT,39LDVR,39LDVT, 39XDV.

***Fornelli a gas Vermont Castings:**

Presa d'aria posteriore Stardance SDDVR, Presa d'aria posteriore Stardance SDDVRC, Stardance SDDVT SDDVTCS, Stardance SDDVT/ SDDVTC, Presa d'aria posteriore Stardance SDV30, Presa d'aria superiore Stardance SDV30, Stardance DV25, 20DVT Brookhaven, Presa d'aria posteriore Stardance SDV30, Presa d'aria superiore Stardance SDV30, Brookhaven 20DVT, Presa d'aria posteriore Pinnacle DV, Radiance RADVT/ RADVTCS, Radiance RADVT/RADVTC, Stardance DV 3900-3916, Stardance DV 3940-3956, Stardance Natural Vent SNV30, 2465 Dutchwest, 2467 Dutchwest, 2468 Dutchwest, LHER20, LHER30, LHERDV20, LHERDV30, Radiance RDVOD, Radianza RNVOD, RFSDV24, INDVR Intrepid, SDDVT Stardance, SDV30 Stardance, 33XDV, 36XDV, 39XDV, LHEC20, LHEC30, LHECDV20, LHECDV30, Jefferson, Stardance, Pinnacle.

***Stufe a gas Temco:** GFST41, GFPN41, GFPN41, DV5200MBN.

*Dutchwest Gas Stoves: 2465 2466, NV 2467, NV 2468.

*Stufe a gas Monessen: RFSDV34TSR, RFSDV24SR.

*Cucina a gas Century: Jefferson Direct Vent.

Tipo di gas

Gas di petrolio liquefatto o gas naturale

adatto	
---------------	--

NO.	8
Modello	ZH-1004A
Numero OE	2090-012 , 2198-012 , SRV2090-012
Modelli di caminetti a gas adatti	<p>*Camino Heatilator : ADVR3428I e ADVR3428IL, ADVT3428I e ADVT3428IL, CD4236-MOD, CD4842-MOD, CRAVE4836, CRAVE4836ST, CRAVE6048, CRAVE6048ST, CRAVE7260, CRAVE7260ST, CRAVE8472, CRAVE8472ST, EDV3633I e EDV3633IL, EHS3633I, ECLIPSE-32, ECLIPSE-36, GBFL4136I, GBST4336I, GDST3831I, NNXT3933I, NNXT3933IF, NNXT4236I e NNXT4236IL, NNXT4236IF e NNXT4236ILF, NBV4842I, NBV3630I, NBV3933I, NBV4236I, NBV4842I, NDV3630I e NDV3630IL, NDV3933I e NDV3933IL, NDV4236I e NDV4236IL, NDV4842I e NDV4842IL, NEVO3630i, NEVO4236i, RAVE4013i.</p> <p>*Camino Heat N Glo : BRAVO - Dopo il numero di serie 002881385, LCOR-36TRB-IPI, PIER-36TR-IPI, PIER-36TRB-IPI, RCOR-36TRB-IPI, RED40ST, ST-36TR-IPI, ST-36TRB-IPI, ST-36TVB-IPI, ST-550T-IPI, ST-550TM-IPI, 6000CF-OAK-IPI, 6000CMOD-IPI, 6000GBV-IPI, 6000GCF-IPI, 6000G-IPI, 6000GL-IPI-R, 6000GLX-IPI-R, 6000TRXI-IPI, 8000CMOD-IPI, 8000TR-OAK-IPI, 8000TV-OAK-IPI, BCBV36I, BE-41IPIC, CRESCENTII, RBV4236IT, RBV4842IT, RED40, RED60, SLR (COSMO), SLR-B (COSMO), SLR-C (COSMO), COSMO-GXT-IPI, COSMO-I30-C, COSMO-I35-C, COSMO-SXT-IPI.</p> <p>*Camino Heat N Glo : ESCAPE-36DV, ESCAPE-42DV,</p>

	<p>LUX60, MEZZO36, MEZZO36ST, MEZZO48, MEZZO48ST, MEZZO60, MEZZO60ST, MEZZO72, MEZZO72ST, PALOMA, PALOMA-MOD, PHOENIX42-IFT, PRIMO48, PRIMO48ST, PRIMO60, PRIMO60ST, PRIMO72, PRIMO72ST, SOHO24, SOHO24B, SOHO-N-AUB, BE-36-CIPI, SL-36-ULTIMATE, SL-350TRS-IPI, SL-550BE-IPI, SL-550BE-IPI-B, SL-550BE-M-IPI, SL-550F, SL-550METRO, SL-550TR-IPI-D, SL-550TR-IPI-E, SLF-550TR-IPI-E, SL-550TRS-IPI-D, SL-550TRS-IPI-E, SL-550TV-IPI-D, SL-750F, SL-550TV-IPI-E, SL-750TR-IPI-D.</p> <p>*Camino Quadra-Fire : QV36A-FB (Expression) Unità prodotte dopo febbraio 2006, GARNET-IPI, GARNET-IPI-B, SAPPHIRE-IPI, TOPAZ-IPI.</p> <p>*Camino Outdoor Lifestyles : ODPALG-48, TWILIGHT-II, TWILIGHT-II-B, TWILIGHT-II-C, TWILIGHT-II-MOD.</p> <p>*Camino Majestic : OXDV30-IPI.</p>
<p>Tipo di gas adatto</p>	<p>Gas naturale</p>

SECURITY&WARNINGS

Prima di sostituire il gruppo pilota del camino, è necessario assicurarsi di adottare misure protettive, interrompere l'alimentazione del gas e preparare gli strumenti necessari.

Si prega di notare che: i danni causati dalla mancata osservanza delle istruzioni del prodotto da parte dell'utente non sono coperti dalla garanzia .

AVVERTIMENTO!

I fili di rame o di alluminio sono morbidi e relativamente facili da rompere. Poiché sono elicoidali, raddrizzarli delicatamente cerchio per cerchio per evitare di romperli .

INSTRUCTIONS

1. Come installare il gruppo pilota del camino a gas:

Fase 1: Chiudere l'erogazione del gas

Prima di iniziare l'installazione, assicurarsi che l'alimentazione del gas sia chiusa. Questo può essere fatto solitamente chiudendo la valvola del gas situata vicino al camino.

Fase 2: rimuovere il vecchio gruppo pilota

Se si sostituisce un vecchio gruppo pilota, è necessario rimuoverlo prima. Questo può essere fatto svitando il gruppo dal tubo del gas e rimuovendolo dal camino.

Fase 3: Pulisci il zona

Una volta che il vecchio pilota assemblaggio ha è stato rimosso, pulire la zona attorno alla conduttura del gas e al camino. Utilizzare un pennello o UN stoffa A rimuovere Qualunque detriti O sporco.

Fase 4: Installare IL nuovo pilota assemblaggio

Prendi il nuovo gruppo pilota e fissarlo al linea del gas. Assicurarsi che il gruppo sia fissato e serrato saldamente.

Passaggio 5: collegare i fili

Collegare i fili dal gruppo pilota alla valvola di controllo. Assicurarsi che i fili siano collegati ai terminali corretti.

Fase 6: testare il pilota

Una volta installato il gruppo pilota e collegati i cavi, aprire l'alimentazione del gas e testare il pilota.

Fase 7: Regolare IL fiamma

Se il fiamma È pure alto O pure Basso, regolarlo tramite la valvola di controllo. Ruotare la valvola in senso orario per diminuire la fiamma e contro in senso orario aumentare Esso.

2. Come sostituire l'ugello per diversi tipi di gas.

* Per gas di petrolio liquefatto o gas naturale camino , il nostro prodotto è dotato di ugello aggiuntivo. È necessario sostituire l'ugello per adattarlo

perfettamente al gas di petrolio liquefatto o al gas naturale.

Di seguito sono riportati i passaggi per sostituire l'ugello del filo dell'ignitron:

Fase 1: Scegliere gli ugelli per NG (gas naturale) o GPL (gas di petrolio liquefatto), vedere immagine 1.

Fase 2: inserire l'ugello nel giunto femmina di accensione, vedere immagine 2,



Immagine1 Immagine2

Fase 3: Avvitare il cavo di accensione fino a fissarlo, stringere il giunto per evitare perdite di gas, vedere immagine 3,4.




Immagine3 Immagine4

Ningbo Henghui SensorTechnology Co., Ltd.
Villaggio Chehedu, via Shiqi,
Distretto di Haishu, East Songjiang Road
Ningbo, Zhejiang 315000 Cina

Importato in AUS: SIHAO PTY LTD. 1 ROKEVA STREETEASTWOOD
Nuovo Galles del Sud 2122 Australia

Importato negli USA: Sanven Technology Ltd. Suite 250, 9166 Anaheim
Luogo, Rancho Cucamonga, CA 91730

UK	REP
-----------	------------

YH CONSULTING LIMITED. C/O YH Consulting
Limited Office 147, Centurion House, London
Road, Staines-upon-Thames, Surrey, TW18 4AX

EC	REP
-----------	------------

E-CrossStu GmbH
Mainzer Landstr.69,
60329 Frankfurt am Main.



VEVOR

Affordable. Reliable. Home Improvement.

Piloto de chimenea de gas

Asamblea

**Modelo: ZH-1003A/ZH-796A/ZH-793A/ZH-1006A/
ZH-919A/ZH-794A/ZH-1005A/ZH-1004A**

VEVOR

Affordable. Reliable. Home Improvement.

Gas Fireplace Pilot Assembly

Modelo: ZH-1003A/ZH-796A/ZH-793A/ZH-1006A/ZH-919A/ZH-794A/
ZH-1005A/ZH-1004A



Estas son las instrucciones originales; lea atentamente todas las instrucciones del manual antes de utilizarlo. VEVOR se reserva el derecho de interpretar su manual de usuario. La apariencia del producto dependerá del producto que haya recibido. Le rogamos que nos disculpe si no le informamos de nuevo si hay actualizaciones tecnológicas o de software en

nuestro producto.

Muchas gracias por elegir este producto. Debe manipularse siempre con cuidado. Lea todas las instrucciones antes de usarlo. La información le ayudará a conseguir los mejores resultados posibles.

SPECIFICATION

NO.	1
Modelo	ZH - 1003A
Número de OE	485-510A , 4021-736 , 2103-010
Modelos de chimeneas de gas adecuados	<p>*Quadra-Fuego : QV32 , QV32-A , QV36 , QV36-A , QV36D , QV36D-A , QV36DB , QVI-30FB , QV-Pier , QV-ST</p> <p>*Calor y fuego brillante : AT-Grand-B , AT-Grand-C , AT-Grand-D , AT-Supreme-B , AT-Supreme-C , AT-Supreme-D , AT-ZC-B - válvula Robert Shaw posterior a febrero de 2001 , Bay-Insert-NS , CFX-Grand-B , CFX-IN-B , FB-Grand , FB-IN , Bay-38HV , L-COR-TRC , L-COR-TVFL , Pier-38HV , Pier-TRC , Pier-TVFL , R-COR-TRC , R-COR-TVFL , ST-38HV , ST-42TVFL , ST-TRC , 6000BE , 6000CAMP , 6000SEB , 6000TRB , 6000TRI , 6000TRI-SP , 6000TR-OAK , 6000TRXI , 6000TVB , 6000TV-Oak , 6000XLSB , 6000XLTB , 7000TR-NF , 7000TV- NF , 7000XLS-NF , 7000XLT-NF , 8000TRC , 8000TRD , 8000TR-Oak - Pre serie n.º 0021116425 , 8000TVC , 8000TVD , 8000TV-Oak - Pre serie n.º 0021116948 , BCBV36 - Pre serie n.º GA1551065 , BE-41 , BE-41B , Everest - Solo piloto de pie, pre serie n.º 5000 , BE-32 - Pre serie n.º 2107620 , BE-36 , BE-36-C - Pre serie n.º 0021076020 , SL-350TRS , SL-350TV , SL-550TR , SL-550TR-C , SL-550TR-D - Pre</p>

	<p>serie n.° 0021076206 , SL-550TRS , SL-550TRS-B , SL-550TRS-C , SL-550TV , SL-750TR , SL-750TR-C , SL-750TR-D - Pre serie n.° 0021076251 , SL-750TRFL , SL-750TRS-B , SL-750TRS-C , SL-750TV , SL-750TV-C , SL-950TR , SL-950TR-C , SL-950TV</p> <p>*Calentador :</p> <p>BCBV36 - Pre serie n.° GA1551065 , NB3630 - Pre serie n.° GA1587915 , NB3933 - Pre serie n.° GA1587915 , NB4236 - Pre serie n.° GA1587915 , NB4842 - Pre serie n.° GA1587915 , ND3630 y ND3630L - Pre serie n.° GA1587914 , ND3630M - Pre serie n.° GA1587914 , ND3933 y ND3933L - Pre serie n.° GA1587914 , ND3933M - Pre serie n.° GA1587914 , ND4236 y ND4236L - Pre serie n.° GA1587914 , ND4236M - Pre serie n.° GA1587914 , ND4842 y ND4842L - Número de serie previo GA1587914 , ND4842M - Número de serie previo GA1587914</p>
Tipo de gas adecuado	Gas natural

NO.	2
Modelo	ZH-796A
Número de OE	69L17 , 69L1701,904405 , J4117 , 108084-02
Modelos de chimeneas de gas adecuados	<p>*Chimeneas de gas de la serie Lennox Merit</p> <p>LMDV-3530CNM , LMDV-4035CNM , MLDVT-30NM , MLDVT-35NM , MPB-3328CNM , MPB35ST-NM , MPD-4035CNM (SIT) , MPD35ST-NM , MPD4540CNM-B(SIT) , MPD5330CNM , LMDVR-3328CNM , MLDVT-40NM ,</p>

MPD-3530CNM(SIT) , MPD4035CNM-B(SIT) ,
MPDR3328CNM(SIT) , LMDVT-3328CNM ,
MLDVT-45NM , MPD3530CNM-B(SIT) , MPD-4540CNM
(SIT) , MPDT3328CNM (SIT)

***Chimeneas de gas de la serie Elite de Lennox**

EBVCLNM , ED4035CNM-2 , EDSTNM-2 , EDV4540CNM ,
EDVSTNM , EBVCRNM , ED4540CNM-2 , EDV3530CNM ,
EDV4540CNM-B , ELD , 35NM , EBVPFNM , EDCLNM-2 ,
EDV3530CNM-B , EDVCLNM , ELDV40NM , EBVSTNM ,
EDCRNM-2 , EDV4035CNM , EDVCRNM , ELDV45NM ,
ED3530CNM , EDPFNM-2 , EDV4035CNM-B ,
EDVPFNMM

***Estufas de gas IronStrike Serefina**

CI1500DVF , CI2500DVF , C11502DVF , C12502DVF ,
C11504DVF , C12504DVF , CI1506DVF , CI2506DVF ,
CI1508DVF-2 , CI2508DVF-2

***Chimeneas de gas superiores**

D500 CEND500 CMN , D600 CEN , D600 CMN , D800
CEN , D800CMN , DR-400 , DR-400CMN(SIT) ,
DR-500CMN (SIT) , DR-600CMN(SIT) , DR-800CMN(SIT) ,
DT-400 , DT-400CMN(SIT) , DT-500CMN(SIT) ,
DT-600CMN(SIT) , DT-800CMN(SIT) , DVPF-RMNS ,
DVR-5CMNS(SIT) , DVR-6010CMNS , DVR-6010RMNS ,
DVT-6010CMNS , DVT-6010RMNS , DVT6-CMNS ,
DVT6-RMNS(SIT) , DVT8-RMNS(SIT) , SDDV-35NM ,
SDDV-40NM SLDVT-35NM(SIT) , SSBV-3530CNM(SIT) ,
SSBV-4035CNM(SIT) , SSDVPF-CNM ,
SSDVR-3328CNM(SIT) , SSDVR-3530CNM(SIT) ,
SSDVR-4035CNM(SIT) , SSDVST-CNM ,
SSDVT-3328CNM(SIT) , SSDVT-3530CNM(SIT) ,
SSDVT-4035CNM(SIT)

***Chimenea de gas Astria**

Libra 40STDMN , Altair 40DMN-BAries CD35RMN , Aries

	33RMN , Aries 33TMN , Altair 45DMN Altair 45DMN-B , Aries CD40RMN , Aries CD40TMN , Aries 35TMN , Aries 35RMN, Aries CD45DMN , Aries 40TMN , Aries 4ORMN, Aries 45DMN , Aries CD33TMN , Géminis 33RMN , Géminis 33TMN , Géminis 35DMN , Géminis 40DMN, 45DMN, Libra, 40CLDMN, Libra, 40CRDMN, Libra, 40PFDMMN
Tipo de gas adecuado	Gas natural

NO.	3
Modelo	ZH-793A
Número de OE	14D0477 , LPG8404, SRV14D0477
Modelos de chimeneas de gas adecuados	*Chimeneas de gas Millivolt, Lexington Forge , Majestic , Martin & Monessen Modelo: VFYR 16-18-24-30 , VFYR-25 , CIVF-25C , VFH-33M , VFHS-20R , VFHD-32R , VFHD-36R *Se adapta a muchas chimeneas de gas de milivoltios con control remoto y sin ventilación. Incluye termopila y termopar integrados en un soporte en L de acero
Tipo de gas adecuado	GLP (gas licuado) gas de petróleo)

NO.	4
------------	---

Modelo	ZH-1006A
Número de OE	#446-512A, #HSRV 446-512A, SRV 446-512A
Modelos de chimeneas de gas adecuados	<p>*Chimeneas de gas Heat N Glo : 6000FLS, 8000DVTFL, 8000GDV, 8000GDVFL, 36DV88, 4000GDV, 4000INC, 4000INS, 8000TV, 4000TV, 4000WH, 5000GDV, 5000TV, 8000TVFL, 6000ARCH, 6000CBV-IPI, 6000CF, SL-INSERTO, 6000DVT, SL-INSERTO-B, 6000DVTFL, BAY-GDV, 8000DVT, BAY-GDV-95, BAY-INSERTO, SL-TVBLD, 6000GDV, 6000GDVFL, 6000SGDV, ST-38GTV, ST-42FL, ST-42GTV, 6000TV, 6000TVFL, ST-CFL-24, ST-DVT, ST-GDV, ST-GLS, CFL-18, CFL-18-B, ST-TR, CFL-24, CFL-24-B, CFL-30-B, CFL-30-C, CFX-36TSP</p> <p>*Chimeneas de gas Heat N Glo : DVT-INSERTO, DVT-ESTUFA, GAS36TV, GES-100, GLS-18, GLS-24, GRAND-50, GS-4000, L-CORNERDV, L-CORNERTV, 6000GDVFL-NF, 6000TVFL-NF, PIER-DVT, PIER-GDV, PIER-TV, RCOR-HV-IPI, R-CORNERDV, R-CORNERTV, SL-2000, SL-32, SL-36-NF, SL-36TV, SL-42TV, BAY-30, SLR</p> <p>*Calentador : Modelos CFL-30-B, ST-CFL-24, ST-CFL-24NG, CFL-24LP-B, ST-CFL-24LP, Modelos G420E, CFL-30LP-B, CFL-18-C, CFL-18NG-B, CFL-24-IPI, CFL-24NG-B, CFL-30NG-B, CFL-18LP-B, CFL-24-B</p> <p>*Lennox : Estrella de fuego, GC3</p> <p>*Regencia (FPI) : Panorama P36E-10</p>
Tipo de gas	GLP (gas licuado) gas de petróleo)

adecuado	
-----------------	--

NO.	5
Modelo	ZH-919A
Número de OE	4021-732 , 25660
Modelos de chimeneas de gas adecuados	<p>*Chimenea calefactora: GBCL36 - Pre serie n.º GA1549727; GBCR36 - Pre serie n.º GA1549727; GBFL36 - Pre serie n.º GA1549727; GBiS36 y GBIS36L; GBST36 y GBST36L - Pre serie n.º GA1549727; GDCH36 y GDCH36L; GDCH60 y GDCH60L - Pre serie n.º GA1540727; GDCH60V y GDCH60LV; GDCL36 y GDCL36L; GDCL60 y GDCL60L - Pre serie n.º GA1549727; GDCR36 y GDCR36L; GDCR60 y GDCR60L - Pre serie n.º GA1548727; GDFL36 y GDFL36L; GDFL60 y GDFL60L - Pre serie n.º GA1548727; GDFL60V y GDFL60LV; GDST36 y GDST36L; GDST60 y GDST60L - Pre serie n.º GA1548727; GDST60V, GDST60LV; CD4236R y CD4236LR - Pre serie n.º GA1563745; CD4842R y CD4842LR - Pre serie n.º GA1563745; CGC150 y CGC150L - Después del código de fecha 39/95; G141 y G141L; G270M y G270LM; GB4336 y GB4336L; GB4942 y GB4942L; GC150 y GC150L - Después del código de fecha 39/95; GCBC36 y GCBC36L; GCBC42 y GCBC42L; GCBC60 y GCBC60L; GCBC80 y GCBC80L; GCDC36 y GCDC36L; GCDC42 y GCDC42L; GCDC60 y GCDC60F; GCDC80 y GCDC80L; GGBR60 y GGBR60L; GGBR80 y GGBR80L; GNBC30 y GNBC30L; GNBC33 y GNBC33L; GNBC36 y GNBC36L; GNBR30 y GNBR30L; GNBR33 y GNBR33L; GNBR36 y GNBR36L; GNDC30 y</p>

	GNDC30L; GNDC33 y GNDC33; GNDC36 y GNDC36L; GNDH30 y GNDH30L; GNDH33 y GNDH33L; GNDH36 y GNDH36L; GNDR30 y GNDR30L; GNDR33 y GNDR33L; GNDR36 y GNDR36L; GNRC33 y GNRC33L; GNRC36 y GNRC36L - Código de fecha anterior 18/02; GNRH33 y GNRH33L; GNRH36 y GNRH36L; GNTC50 y GNTC50B - Número de serie anterior GA1542189; GNTC80 y GNTC80B.
Tipo de gas adecuado	Gas natural

NO.	6
Modelo	ZH-794A
Número de OE	103779-01 , PP231 , NG8218
Modelos de chimeneas de gas adecuados	CIVF-25, CIVF-25C, VFH-33M, VFH-33R, VFH-33T, VFHS-20R, VF SR-16, VF SR-18, VF SR-24, VF SR-30, VFYR-16, VFYR-18, VFYR-24, VFYR-30, VF CR-25, VFHD-32R, VFHD-36R
Tipo de gas adecuado	Gas natural

NO.	7
Modelo	ZH-1005A

Número de OE	10002265 (Apto para chimeneas de gas licuado de petróleo) 10002264 , SRV10002264 (Apto para chimenea de gas natural, es necesario cambiar la boquilla)
Modelos de chimeneas de gas adecuados	<p>*Majestuosas chimeneas y estufas de gas: NVBR42, NVBR36, NVBR42, NVC36, NVC39, NVSTR36, OXDV30SP, RDV4136, RFSDV22, RFSDV24, RFSDV32, RFSDV34, RFSDV42, REDV25, RHEDV32, RHEDV42, DVRT43, DVRTSB, DVT36, DVT39, DVT43, LHEC20, LHEC30, LHER20, LHER30, LHECDV20, LHECDV30, LHERDV20, LHERDV30, NV360,NVBC36,NVBC42,43BDVR,43BDVT,43LDVR,43LDVT,DV360,DV580,DVB4136,DVBR36,DVBR42,DVHVAC 36,DVR33,DVR36,DVR39,DVRT36,DVRT39 ,DVRT41,33 BDVR,33BDVT,33XDV,360DVS2,360DVS3,360DVSL,360 DVSR,36BDVR,36BDVT,36LDVR,36LDVT,36XDV,39BDV R,39BDVT,39LDVR,39LDVT, 39XDV.</p> <p>*Estufas de gas Vermont Castings: Ventilación trasera Stardance SDDVR, Ventilación trasera Stardance SDDVRC, Stardance SDDVT SDDVTCS, Stardance SDDVT/ SDDVTC, Ventilación trasera Stardance SDV30, Ventilación superior Stardance SDV30, Stardance DV25, 20DVT Brookhaven, Ventilación trasera Stardance SDV30, Ventilación superior Stardance SDV30, Brookhaven 20DVT, Ventilación trasera Pinnacle DV, Radiance RADVT/ RADVTCS, Radiance RADVT/RADVTC, Stardance DV 3900-3916, Stardance DV 3940-3956, Stardance Natural Vent SNV30, 2465 Dutchwest, 2467 Dutchwest, 2468 Dutchwest, LHER20, LHER30, LHERDV20, LHERDV30, Radiance RDVOD, Radiance RNVOD, RFSDV24, INDVR Intrepid, SDDVT Stardance, SDV30 Stardance, 33XDV, 36XDV, 39XDV, LHEC20, LHEC30, LHECDV20, LHECDV30, Jefferson,</p>

	<p>Stardance, Pinnacle.</p> <p>*Estufas de gas Temco: GFST41, GFPN41, GFPN41, DV5200MBN.</p> <p>*Estufas a gas Dutchwest: 2465 2466, NV 2467, NV 2468.</p> <p>*Estufas de Gas Monessen: RFSDV34TSR, RFSDV24SR.</p> <p>*Estufas a gas Century: ventilación directa Jefferson.</p>
Tipo de gas adecuado	Gas licuado de petróleo o gas natural

NO.	8
Modelo	ZH-1004A
Número de OE	2090-012 , 2198-012 , SRV2090-012
Modelos de chimeneas de gas adecuados	<p>*Chimeneas Heatilator : ADVR3428I y ADVR3428IL, ADVT3428I y ADVT3428IL, CD4236-MOD, CD4842-MOD, CRAVE4836, CRAVE4836ST, CRAVE6048, CRAVE6048ST, CRAVE7260, CRAVE7260ST, CRAVE8472, CRAVE8472ST, EDV3633I y EDV3633IL, EHS3633I, ECLIPSE-32, ECLIPSE-36, GBFL4136I, GBST4336I, GDST3831I, NNXT3933I, NNXT3933IF, NNXT4236I y NNXT4236IL, NNXT4236IF y NNXT4236ILF, NBV4842I, NBV3630I, NBV3933I, NBV4236I, NBV4842I, NDV3630I y NDV3630IL, NDV3933I y NDV3933IL, NDV4236I y NDV4236IL, NDV4842I y NDV4842IL, NEVO3630i, NEVO4236i, RAVE4013i.</p> <p>*Chimenea Heat N Glo : BRAVO - Después del número de serie 002881385, LCOR-36TRB-IPI, PIER-36TR-IPI, PIER-36TRB-IPI, RCOR-36TRB-IPI, RED40ST, ST-36TR-IPI, ST-36TRB-IPI, ST-36TVB-IPI, ST-550T-IPI,</p>

	<p>ST-550TM-IPI, 6000CF-OAK-IPI, 6000CMOD-IPI, 6000GBV-IPI, 6000GCF-IPI, 6000G-IPI, 6000GL-IPI-R, 6000GLX-IPI-R, 6000TRXI-IPI, 8000CMOD-IPI, 8000TR-OAK-IPI, 8000TV-OAK-IPI, BCBV36I, BE-41IPI, CRESCENTII, RBV4236IT, RBV4842IT, RED40, RED60, SLR (COSMO), SLR-B (COSMO), SLR-C (COSMO), COSMO-GXT-IPI, COSMO-I30-C, COSMO-I35-C, COSMO-SXT-IPI.</p> <p>*Chimeneas Heat N Glo : ESCAPE-36DV, ESCAPE-42DV, LUX60, MEZZO36, MEZZO36ST, MEZZO48, MEZZO48ST, MEZZO60, MEZZO60ST, MEZZO72, MEZZO72ST, PALOMA, PALOMA-MOD, PHOENIX42-IFT, PRIMO48, PRIMO48ST, PRIMO60, PRIMO60ST, PRIMO72, PRIMO72ST, SOHO24, SOHO24B, SOHO-N-AUB, BE-36-CIPI, SL-36-ULTIMATE, SL-350TRS-IPI, SL-550BE-IPI, SL-550BE-IPI-B, SL-550BE-M-IPI, SL-550F, SL-550METRO, SL-550TR-IPI-D, SL-550TR-IPI-E, SLF-550TR-IPI-E, SL-550TRS-IPI-D, SL-550TRS-IPI-E, SL-550TV-IPI-D, SL-750F, SL-550TV-IPI-E, SL-750TR-IPI-D.</p> <p>*Chimenea Quadra-Fire : Unidades QV36A-FB (Expression) fabricadas después de febrero de 2006, GARNET-IPI, GARNET-IPI-B, SAPPHIRE-IPI, TOPAZ-IPI.</p> <p>*Chimeneas para exteriores : ODPALG-48, TWILIGHT-II, TWILIGHT-II-B, TWILIGHT-II-C, TWILIGHT-II-MOD.</p> <p>*Chimenea Majestuosa : OXDV30-IPI.</p>
<p>Tipo de gas adecuado</p>	<p>Gas natural</p>

SECURITY&WARNINGS

Antes de reemplazar el conjunto piloto de la chimenea, debe asegurarse de tomar medidas preventivas, cortar el suministro de gas y preparar las herramientas necesarias.

Tenga en cuenta que: Los daños causados por el incumplimiento de las instrucciones del producto por parte del usuario no están cubiertos por la garantía .

¡ ADVERTENCIA!

Los cables de cobre o aluminio son suaves y relativamente fáciles de romper. Como vienen en forma de helicoidal, estírelos círculo por círculo con cuidado para evitar romperlos .

INSTRUCTIONS

1. Cómo instalar el conjunto piloto de la chimenea a gas:

Paso 1: Cierre el suministro de gas.

Antes de comenzar la instalación, asegúrese de que el suministro de gas esté cerrado. Esto suele hacerse cerrando la válvula de gas ubicada cerca de la chimenea.

Paso 2: Retire el conjunto piloto antiguo

Si va a reemplazar un piloto antiguo, primero deberá retirarlo. Para ello, desenrosque el piloto de la línea de gas y retírelo de la chimenea.

Paso 3: Limpiar el área

Una vez que el viejo piloto asamblea tiene ha sido eliminado, limpia el área alrededor de la línea de gas y la chimenea. Utilice un cepillo o a paño a eliminar cualquier escombros o suciedad.

Paso 4: Instalar el nuevo piloto asamblea

Tome lo nuevo Conjunto piloto y fíjelo a la línea de gas. Asegúrese de que el conjunto esté bien fijado y apretado.

Paso 5: Conecta los cables

Conecte los cables del conjunto piloto a la válvula de control. Asegúrese de que estén conectados a las terminales correctas.

Paso 6: Pruebe el piloto

Una vez que se haya instalado el conjunto piloto y se hayan conectado los cables, abra el suministro de gas y pruebe el piloto.

Paso 7: Ajustar el llama

Si el llama es también alto o también bajo, ajustarlo utilizando la válvula de control. Gire la válvula en el sentido de las agujas del reloj para disminuir la llama. y contraataque dextrorso aumentar él.

2.Cómo cambiar la boquilla para diferentes tipos de gas.

* Para gas licuado de petróleo o gas natural Chimenea , nuestro producto viene con boquilla adicional. Debe reemplazar la boquilla para adaptarse perfectamente al gas licuado de petróleo o al gas natural. A continuación se detallan los pasos para cambiar la boquilla del cable del ignitrón:

Paso 1: Elija las boquillas para NG (gas natural) o GLP (gas licuado de petróleo) , vea la imagen 1.

Paso 2: coloque la boquilla en la junta hembra de encendido, vea la imagen 2,



Imagen1 Imagen2

Paso 3: Atornille el cable de encendido hasta que quede firme, apriete la unión para evitar fugas de gas, consulte las imágenes 3,4.



Imagen3 Imagen4

Ningbo Henghui SensorTechnology Co., Ltd.
 Pueblo Chehedu, calle Shiqi,
 Distrito de Haishu, calle Songjiang del este
 Ningbo, Zhejiang 315000 China

Importado a AUS: SIHAO PTY LTD. 1 ROKEVA STREET, EASTWOOD
 NSW 2122 Australia

Importado a EE. UU.: Sanven Technology Ltd. Suite 250, 9166 Anaheim
 Lugar, Rancho Cucamonga, CA 91730

UK	REP
-----------	------------

YH CONSULTING LIMITED. C/O YH Consulting
 Limited Office 147, Centurion House, London
 Road, Staines-upon-Thames, Surrey, TW18 4AX

EC	REP
-----------	------------

E-CrossStu GmbH
 Mainzer Landstr.69,
 60329 Frankfurt am Main.



VEVOR

Affordable. Reliable. Home Improvement.

Pilot do kominka gazowego

Montaż

**Modelu: ZH-1003A/ZH-796A/ZH-793A/ZH-1006A/
ZH-919A/ZH-794A/ZH-1005A/ZH-1004A**

VEVOR

Affordable. Reliable. Home Improvement.

Gas Fireplace Pilot Assembly

**Model: ZH-1003A/ZH-796A/ZH-793A/ZH-1006A/ZH-919A/ZH-794A/
ZH-1005A/ZH-1004A**



To jest oryginalna instrukcja obsługi. Przed użyciem prosimy o dokładne zapoznanie się z treścią instrukcji. Firma VEVOR zastrzega sobie prawo do jednoznacznej interpretacji niniejszej instrukcji obsługi. Wygląd produktu zależy od stanu, w jakim go otrzymali Państwo. Prosimy o wyrozumiałość, ale nie będziemy Państwa ponownie informować o

aktualizacjach technologicznych lub oprogramowania naszego produktu. Dziękujemy bardzo za wybór tego produktu. Należy zawsze obchodzić się z nim ostrożnie. Przed użyciem prosimy o przeczytanie całej instrukcji. Informacje te pomogą Ci osiągnąć najlepsze możliwe rezultaty.

SPECIFICATION

NIE.	1
Model	ZH - 1003A
Numer OE	485-510A , 4021-736 , 2103-010
Odpowiednie modele kominków w gazowych	<p>*Quadra-Fire : QV32 , QV32-A , QV36 , QV36-A , QV36D , QV36D-A , QV36DB , QVI-30FB , QV-Pier , QV-ST</p> <p>*Ciepło i ogień : AT-Grand-B , AT-Grand-C , AT-Grand-D , AT-Supreme-B , AT-Supreme-C , AT-Supreme-D , AT-ZC-B - zawór Roberta Shawa po lutym 2001 , Bay-Insert-NS , CFX-Grand-B , CFX-IN-B , FB-Grand , FB-IN , Bay-38HV , L-COR-TRC , L-COR-TVFL , Pier-38HV , Pier-TRC , Pier-TVFL , R-COR-TRC , R-COR-TVFL , ST-38HV , ST-42TVFL , ST-TRC , 6000BE , 6000CAMP , 6000SEB , 6000TRB , 6000TRI , 6000TRI-SP , 6000TR-OAK , 6000TRXI , 6000TVB , 6000TV-Oak , 6000XLSB , 6000XLTB , 7000TR-NF , 7000TV-NF , 7000XLS-NF , 7000XLT-NF , 8000TRC , 8000TRD , 8000TR-Oak - Pre serial # 0021116425 , 8000TVC , 8000TVD , 8000TV-Oak - Pre serial # 0021116948 , BCBV36 - Pre serial # GA1551065 , BE-41 , BE-41B , Everest - Tylko pilot stojący, przed numerem seryjnym 5000 , BE-32 - przed numerem seryjnym 2107620 , BE-36 , BE-36-C - przed numerem seryjnym 0021076020 , SL-350TRS , SL-350TV ,</p>

	<p>SL-550TR , SL-550TR-C , SL-550TR-D - przed numerem seryjnym 0021076206 , SL-550TRS , SL-550TRS-B , SL-550TRS-C , SL-550TV , SL-750TR , SL-750TR-C , SL-750TR-D - przed numerem seryjnym 0021076251 , SL-750TRFL , SL-750TRS-B , SL-750TRS-C , SL-750TV , SL-750TV-C , SL-950TR , SL-950TR-C , SL-950TV</p> <p>*Ogrzewacz :</p> <p>BCBV36 - przed numerem seryjnym GA1551065 , NB3630 - przed numerem seryjnym GA1587915 , NB3933 - przed numerem seryjnym GA1587915 , NB4236 - przed numerem seryjnym GA1587915 , NB4842 - przed numerem seryjnym GA1587915 , ND3630 i ND3630L - przed numerem seryjnym GA1587914 , ND3630M - przed numerem seryjnym GA1587914 , ND3933 i ND3933L - przed numerem seryjnym GA1587914 , ND3933M - przed numerem seryjnym GA1587914 , ND4236 i ND4236L - przed numerem seryjnym GA1587914 , ND4236M - Przed numerem seryjnym GA1587914 , ND4842 i ND4842L - Przed numerem seryjnym GA1587914 , ND4842M - Przed numerem seryjnym GA1587914</p>
rodzaj gazu	Gaz ziemny

NIE.	2
Model	ZH-796A
Numer OE	69L17 , 69L1701,904405 , J4117 , 108084-02
Odpowiednie modele kominkó	*Kominki gazowe Lennox Merit Series LMDV-3530CNM , LMDV-4035CNM , MLDVT-30NM , MLDVT-35NM , MPB-3328CNM , MPB35ST-NM , MPD-4035CNM (SIT) , MPD35ST-NM ,

<p>w gazowyc h</p>	<p>MPD4540CNM-B(SIT) , MPD5330CNM , LMDVR-3328CNM , MLDVT-4ONM , MPD-3530CNM(SIT) , MPD4035CNM-B(SIT) , MPDR3328CNM(SIT) , LMDVT-3328CNM , MLDVT-45NM , MPD3530CNM-B(SIT) , MPD-4540CNM (SIT) , MPDT3328CNM (SIT)</p> <p>*Kominki gazowe Lennox Elite Series EBVCLNM , ED4035CNM-2 , EDSTNM-2 , EDV4540CNM , EDVSTNM , EBVCRNM , ED4540CNM-2 , EDV3530CNM , EDV4540CNM-B , ELD , 35NM , EBVPFNM , EDCLNM-2 , EDV3530CNM-B , EDVCLNM , ELDV4ONM , EBVSTNM , EDCRNM-2 , EDV4035CNM , EDVCRNM , ELDV45NM , ED3530CNM , EDPFNM-2 , EDV4035CNM-B , EDVPFNMM</p> <p>*IronStrike Serefina Kuchenki gazowe CI1500DVF , CI2500DVF , C11502DVF , C12502DVF , C11504DVF , C12504DVF , CI1506DVF , CI2506DVF , CI1508DVF-2 , CI2508DVF-2</p> <p>*Wysokiej jakości kominki gazowe D500 CEND500 CMN , D600 CEN , D600 CMN , D800 CEN , D800CMN , DR-400 , DR-400CMN(SIT) , DR-500CMN (SIT) , DR-600CMN(SIT) , DR-800CMN(SIT) , DT-400 , DT-400CMN(SIT) , DT-500CMN(SIT) , DT-600CMN(SIT) , DT-800CMN(SIT) , DVPF-RMNS , DVR-5CMNS(SIT) , DVR-6010CMNS , DVR-6010RMNS , DVT-6010CMNS , DVT-6010RMNS , DVT6-CMNS , DVT6-RMNS(SIT) , DVT8-RMNS(SIT) , SDDV-35NM , SDDV-40NM SLDVT-35NM(SIT) , SSBV-3530CNM(SIT) , SSBV-4035CNM(SIT) , SSDVPF-CNM , SSDVR-3328CNM(SIT) , SSDVR-3530CNM(SIT) , SSDVR-4035CNM(SIT) , SSDVST-CNM , SSDVT-3328CNM(SIT) , SSDVT-3530CNM(SIT) , SSDVT-4035CNM(SIT)</p>
-----------------------------------	--

	<p>*Kominek gazowy Austria</p> <p>Waga 40STDMN , Altair 40DMN-B Aries CD35RMN , Aries 33RMN , Aries 33TMN , Altair 45DMN Altair 45DMN-B , AriesCD40RMN Aries CD40TMN , Aries 35TMN , Aries 35RMN , Aries CD45DMN , Aries 40TMN , Aries 4ORMN , Aries 45DMN , Aries CD33TMN , Gemini 33RMN , Gemini 33TMN , Gemini 35DMN Gemini 40DMN 45DMN Libra 40CLDMN Libra 40CRDMN Libra 40PFDMN</p>
rodzaj gazu	Gaz ziemny

NIE.	3
Model	ZH-793A
Numer OE	14D0477 , LPG8404, SRV14D0477
Odpowiednie modele kominków w gazowych	<p>*Kominki gazowe o mocy miliwoltów, Lexington Forge , Majestic , Martin&Monessen</p> <p>Model: VFYR 16-18-24-30 , VFYR-25 , CIVF-25C , VFH-33M , VFHS-20R , VFHD-32R , VFHD-36R</p> <p>* Pasuje do wielu kominków gazowych o napięciu miliwoltów, wyposażonych w pilot zdalnego sterowania. Zawiera zintegrowany termoparę i termoparę na stalowym wsporniku L</p>
rodzaj gazu	LPG (skroplony) gaz ziemny)

NIE.	4
Model	ZH-1006A
Numer	#446-512A, #HSRV 446-512A, SRV 446-512A

OE	
<p>Odpowiednie modele kominków w gazowych</p>	<p>*Kominki gazowe Heat N Glo : 6000FLS, 8000DVTFL, 8000GDV, 8000GDVFL, 36DV88, 4000GDV, 4000INC, 4000INS, 8000TV, 4000TV, 4000WH, 5000GDV, 5000TV, 8000TVFL, 6000ARCH, 6000CBV-IPI, 6000CF, SL-INSERT, 6000DVT, SL-INSERT-B, 6000DVTFL, BAY-GDV, 8000DVT, BAY-GDV-95, BAY-INSERT, SL-TVBLD, 6000GDV, 6000GDVFL, 6000SGDV, ST-38GTV, ST-42FL, ST-42GTV, 6000TV, 6000TVFL, ST-CFL-24, ST-DVT, ST-GDV, ST-GLS, CFL-18, CFL-18-B, ST-TR, CFL-24, CFL-24-B, CFL-30-B, CFL-30-C, CFX-36TSP</p> <p>*Kominki gazowe Heat N Glo : WKŁADKA DVT, PIEC DVT, GAS36TV, GES-100, GLS-18, GLS-24, GRAND-50, GS-4000, L-CORNERDV, L-CORNERTV, 6000GDVFL-NF, 6000TVFL-NF, PIER-DVT, PIER-GDV, PIER-TV, RCOR-HV-IPI, R-CORNERDV, R-CORNERTV, SL-2000, SL-32, SL-36-NF, SL-36TV, SL-42TV, BAY-30, SLR</p> <p>*Ogrzewacz : Modele CFL-30-B, ST-CFL-24, ST-CFL-24NG, CFL-24LP-B, ST-CFL-24LP, G420E, CFL-30LP-B, CFL-18-C, CFL-18NG-B, CFL-24-IPI, CFL-24NG-B, CFL-30NG-B, CFL-18LP-B, CFL-24-B</p> <p>*Lennox : Firestar, GC3</p> <p>*Regencja (FPI) : Panorama P36E-10</p>
<p>rodzaj gazu</p>	<p>LPG (skroplony) gaz ziemny)</p>

NIE.	5
-------------	---

Model	ZH-919A
Numer OE	4021-732 , 25660
Odpowiednie modele kominków w gazowych	<p>*Kominek Heatilator: GBCL36 - przed numerem seryjnym GA1549727; GBCR36 - przed numerem seryjnym GA1549727; GBFL36 - przed numerem seryjnym GA1549727; GBIS36 i GBIS36L; GBST36 i GBST36L - przed numerem seryjnym GA1549727; GDCH36 i GDCH36L; GDCH60 i GDCH60L - przed numerem seryjnym GA1540727; GDCH60V i GDCH60LV; GDCL36 i GDCL36L; GDCL60 i GDCL60L - przed numerem seryjnym GA1549727; GDCR36 i GDCR36L; GDCR60 i GDCR60L - przed numerem seryjnym GA1548727; GDFL36 i GDFL36L; GDFL60 i GDFL60L - przed numerem seryjnym GA1548727; GDFL60V i GDFL60LV; GDST36 i GDST36L; GDST60 i GDST60L - przed numerem seryjnym GA1548727; GDST60V, GDST60LV; CD4236R i CD4236LR - przed numerem seryjnym GA1563745; CD4842R i CD4842LR - przed numerem seryjnym GA1563745; CGC150 i CGC150L - po kodzie daty 39/95; G141 i G141L; G270M i G270LM; GB4336 i GB4336L; GB4942 i GB4942L; GC150 i GC150L - po kodzie daty 39/95; GCBC36 i GCBC36L; GCBC42 i GCBC42L; GCBC60 i GCBC60L; GCBC80 i GCBC80L; GCDC36 i GCDC36L; GCDC42 i GCDC42L; GCDC60 i GCDC60F; GCDC80 i GCDC80L; GGBR60 i GGBR60L; GGBR80 i GGBR80L; GNBC30 i GNBC30L; GNBC33 i GNBC33L; GNBC36 i GNBC36L; GNBR30 i GNBR30L; GNBR33 i GNBR33L; GNBR36 i GNBR36L; GNDC30 i GNDC30L; GNDC33 i GNDC33; GNDC36 i GNDC36L; GNDH30 i GNDH30L; GNDH33 i GNDH33L; GNDH36 i GNDH36L; GNDR30 i GNDR30L; GNDR33 i</p>

	GNDR33L; GNDR36 i GNDR36L; GNRC33 i GNRC33L; GNRC36 i GNRC36L - kod przed datą 18/02; GNRH33 i GNRH33L; GNRH36 i GNRH36L; GNTC50 i GNTC50B - kod przed numerem seryjnym GA1542189; GNTC80 i GNTC80B.
rodzaj gazu	Gaz ziemny

NIE.	6
Model	ZH-794A
Numer OE	103779-01 , PP231 , NG8218
Odpowiednie modele kominków w gazowych	CIVF-25, CIVF-25C, VFH-33M, VFH-33R, VFH-33T, VFHS-20R, VFSR-16, VFSR-18, VFSR-24, VFSR-30, VFYR-16, VFYR-18, VFYR-24, VFYR-30, VFCR-25, VFHD-32R, VFHD-36R
rodzaj gazu	Gaz ziemny

NIE.	7
Model	ZH-1005A
Numer OE	10002265 (Nadaje się do kominków na gaz płynny) 10002264 , SRV10002264 (Nadaje się do kominków gazowych, konieczna wymiana dyszy)
Odpowiednie	*Majestic Kominki i Piece Gazowe: NVBR42, NVBR36, NVBR42, NVC36, NVC39, NVSTR36,

<p>modele kominkó w gazowyc h</p>	<p>OXDV30SP, RDV4136, RFSDV22, RFSDV24, RFSDV32, RFSDV34, RFSDV42, REDV25, RHEDV32, RHEDV42, DVRT43, DVRTSB, DVT36, DVT39, DVT43, LHEC20, LHEC30, LHER20, LHER30, LHECDV20, LHECDV30, LHERDV20, LHERDV30, NV360, NVBC36, NVBC42, 43BDVR, 43BDVT, 43LDVR, 43LDVT, DV360, DV580, DVB4136, DVBR36, DVBR42, DVHVAC36, DVR33, DVR36, DVR39, DVRT36, DVRT39 ,DVRT41,33BDVR,33BDVT,33XDV,360DVS2,360DVS3,360DVSL,360DVSR,36BDVR,36BDVT,36LDVR,36LDVT,36XDV,39BDVR,39BDVT,39LDVR,39LDVT, 39XDV.</p> <p>*Kuchenki gazowe Vermont Castings: Nawiew tylny Stardance SDDVR, Nawiew tylny Stardance SDDVRC, Nawiewnik tylny Stardance SDDVT SDDVTCS, Nawiewnik tylny Stardance SDDVT/ SDDVTC, Nawiew tylny Stardance SDV30, Nawiewnik górny Stardance SDV30, Stardance DV25, 20DVT Brookhaven, Nawiewnik tylny SDV30 Stardance, Nawiewnik górny SDV30 Stardance, Brookhaven 20DVT, nawiew tylny Pinnacle DV, Radiance RADVT/RADVTCS, Radiance RADVT/RADVTC, Stardance DV 3900-3916, Stardance DV 3940-3956, Stardance Natural Vent SNV30, 2465 Dutchwest, 2467 Dutchwest, 2468 Dutchwest, LHER20, LHER30, LHERDV20, LHERDV30, blask RDVOD, Radiance RNVOD, RFSDV24, INDVR Intrepid, SDDVT Stardance, SDV30 Stardance, 33XDV, 36XDV, 39XDV, LHEC20, LHEC30, LHECDV20, LHECDV30, Jefferson, Stardance, Pinnacle.</p> <p>*Kuchenki gazowe Temco: GFST41, GFPN41, GFPN41, DV5200MBN.</p> <p>*Kuchenki gazowe Dutchwest: 2465 2466, NV 2467, NV 2468.</p> <p>*Kuchenki gazowe Monessen: RFSDV34TSR,</p>
--	--

	RFSDV24SR. *Kuchnie gazowe Century: Jefferson Direct Vent.
rodzaj gazu	Gaz płynny lub gaz ziemny

NIE.	8
Model	ZH-1004A
Numer OE	2090-012 , 2198-012 , SRV2090-012
Odpowiednie modele kominków w gazowych	<p>*Kominiek Heatilator : ADVR3428I i ADVR3428IL, ADVT3428I i ADVT3428IL, CD4236-MOD, CD4842-MOD, CRAVE4836, CRAVE4836ST, CRAVE6048, CRAVE6048ST, CRAVE7260, CRAVE7260ST, CRAVE8472, CRAVE8472ST, EDV3633I i EDV3633IL, EHS3633I, ECLIPSE-32, ECLIPSE-36, GBFL4136I, GBST4336I, GDST3831I, NNXT3933I, NNXT3933IF, NNXT4236I i NNXT4236IL, NNXT4236IF i NNXT4236ILF, NBV4842I, NBV3630I, NBV3933I, NBV4236I, NBV4842I, NDV3630I i NDV3630IL, NDV3933I i NDV3933IL, NDV4236I i NDV4236IL, NDV4842I i NDV4842IL, NEVO3630i, NEVO4236i, RAVE4013i.</p> <p>*Kominiek Heat N Glo : BRAVO - Po numerze seryjnym 002881385, LCOR-36TRB-IPI, PIER-36TR-IPI, PIER-36TRB-IPI, RCOR-36TRB-IPI, RED40ST, ST-36TR-IPI, ST-36TRB-IPI, ST-36TVB-IPI, ST-550T-IPI, ST-550TM-IPI, 6000CF-OAK-IPI, 6000CMOD-IPI, 6000GBV-IPI, 6000GCF-IPI, 6000G-IPI, 6000GL-IPI-R, 6000GLX-IPI-R, 6000TRXI-IPI, 8000CMOD-IPI, 8000TR-OAK-IPI, 8000TV-OAK-IPI, BCBV36I, BE-41IPIC, CRESCENTII, RBV4236IT, RBV4842IT, RED40, RED60, SLR (COSMO), SLR-B (COSMO), SLR-C (COSMO),</p>

	<p>COSMO-GXT-IPI, COSMO-I30-C, COSMO-I35-C, COSMO-SXT-IPI.</p> <p>*Kominki Heat N Glo : ESCAPE-36DV, ESCAPE-42DV, LUX60, MEZZO36, MEZZO36ST, MEZZO48, MEZZO48ST, MEZZO60, MEZZO60ST, MEZZO72, MEZZO72ST, PALOMA, PALOMA-MOD, PHOENIX42-IFT, PRIMO48, PRIMO48ST, PRIMO60, PRIMO60ST, PRIMO72, PRIMO72ST, SOHO24, SOHO24B, SOHO-N-AUB, BE-36-CIPI, SL-36-ULTIMATE, SL-350TRS-IPI, SL-550BE-IPI, SL-550BE-IPI-B, SL-550BE-M-IPI, SL-550F, SL-550METRO, SL-550TR-IPI-D, SL-550TR-IPI-E, SLF-550TR-IPI-E, SL-550TRS-IPI-D, SL-550TRS-IPI-E, SL-550TV-IPI-D, SL-750F, SL-550TV-IPI-E, SL-750TR-IPI-D.</p> <p>*Kominek Quadra-Fire : QV36A-FB (Expression) Urządzenia wyprodukowane po lutym 2006 r., GARNET-IPI, GARNET-IPI-B, SAPPHIRE-IPI, TOPAZ-IPI.</p> <p>*Kominki Outdoor Lifestyles : ODPALG-48, TWILIGHT-II, TWILIGHT-II-B, TWILIGHT-II-C, TWILIGHT-II-MOD.</p> <p>*Majestic Kominek : OXDV30-IPI.</p>
<p>rodzaj gazu</p>	<p>Gaz ziemny</p>

SECURITY&WARNINGS

Przed wymianą zespołu pilota kominka należy podjąć środki zapobiegawcze, odciąć dopływ gazu i przygotować niezbędne narzędzia. Należy pamiętać, że: uszkodzenia powstałe w wyniku nieprzestrzegania przez użytkownika instrukcji obsługi produktu nie są objęte gwarancją .

OSTRZEŻENIE!

Przewody miedziane lub aluminiowe są miękkie i stosunkowo łatwe do złamania. Ponieważ mają kształt helikoidalny, należy je delikatnie

prostować, okrąg po okręgu, aby uniknąć ich złamania .

INSTRUCTIONS

1. Jak zainstalować zespół pilota kominka gazowego:

Krok 1: Wyłącz dopływ gazu

Przed rozpoczęciem instalacji należy upewnić się, że dopływ gazu jest zamknięty. Zazwyczaj można to zrobić, zamykając zawór gazowy znajdujący się przy kominka.

Krok 2: Wyjmij stary zespół pilota

Jeśli wymieniasz stary zespół pilota, musisz go najpierw zdemontować. Można to zrobić, odkręcając zespół od przewodu gazowego i wyjmując go z kominka.

Krok 3: Wyczyść obszar

Kiedy stary pilot montaż ma zostać usunięty, posprzątać teren wokół linii gazowej i kominka. Użyj pędzla lub A płótno Do usunąć każdy gruz Lub brud.

Krok 4: Zainstalować ten nowy pilot montaż

Weź nowe zespół pilota i przymocuj go do linia gazowa. Upewnij się, że zespół jest solidnie zamocowany i dokręcony.

Krok 5: Podłącz przewody

Podłącz przewody od zespołu pilota do zaworu sterującego. Upewnij się, że przewody są podłączone do właściwych zacisków.

Krok 6: Przetestuj pilota

Po zamontowaniu zespołu pilota i podłączeniu przewodów należy włączyć dopływ gazu i przetestować pilota.

Krok 7: Regulować ten płomień

Jeśli płomień Jest zbyt wysoki Lub zbyt Niski, wyreguluj go za pomocą zaworu regulacyjnego. Obróć zawór zgodnie z ruchem wskazówek zegara, aby zmniejszyć płomień i licznik zgodnie ze wskazówkami zegara zwiększyć To.

2. Jak wymienić dyszę w zależności od rodzaju gazu.

* Dla gazu płynnego lub gazu ziemnego Kominek , nasz produkt jest dostarczany z dodatkową dyszą. Należy wymienić dyszę, aby idealnie dostosować ją do gazu płynnego LPG lub gazu ziemnego.

Poniżej przedstawiono kroki wymiany dyszy przewodu zapłonowego:

Krok 1: Wybierz dysze do NG (gazu ziemnego) lub LPG (skroplonego gazu ziemnego) , patrz ilustracja 1.

Krok 2: umieść dyszę w złączu żeńskim zapłonu, patrz zdjęcie 2,



Obraz 1 Obraz 2

Krok 3: Przykręć przewód zapłonowy do oporu, dokręć złącze, aby zapobiec wyciekowi gazu, patrz rysunki 3,4.



Obraz 3 Obraz 4

Ningbo Henghui SensorTechnology Co., Ltd.
CheheduVillage, ulica Shiqi,
Dzielnica Haishu, Wschodnia ulica Songjiang

Ningbo, Zhejiang 315000 Chiny

Importowane do AUS: SIHAO PTY LTD. 1 ROKEVA STREETEASTWOOD
NSW 2122 Australia

Importowane do USA: Sanven Technology Ltd. Suite 250, 9166 Anaheim
Miejsce, Rancho Cucamonga, CA 91730

UK	REP
-----------	------------

YH CONSULTING LIMITED. C/O YH Consulting
Limited Office 147, Centurion House, London
Road, Staines-upon-Thames, Surrey, TW18 4AX

EC	REP
-----------	------------

E-CrossStu GmbH
Mainzer Landstr.69,
60329 Frankfurt am Main.



VEVOR

Affordable. Reliable. Home Improvement.

Gashaard Pilot

Montage

**Model: ZH-1003A/ZH-796A/ZH-793A/ZH-1006A/
ZH-919A/ZH-794A/ZH-1005A/ZH-1004A**

VEVOR

Affordable. Reliable. Home Improvement.

Gas Fireplace Pilot Assembly

**Model: ZH-1003A/ZH-796A/ZH-793A/ZH-1006A/ZH-919A/ZH-794A/
ZH-1005A/ZH-1004A**



Dit is de originele handleiding. Lees alle instructies zorgvuldig door voordat u het product gebruikt. VEVOR behoudt zich het recht voor om de gebruiksaanwijzing duidelijk te interpreteren. Het uiterlijk van het product is afhankelijk van het product dat u hebt ontvangen. Neemt u het ons niet kwalijk dat we u niet meer op de hoogte stellen van eventuele

technologische of software-updates voor ons product.

Hartelijk dank dat u voor dit product hebt gekozen. Ga er altijd voorzichtig mee om. Lees de gebruiksaanwijzing aandachtig door voordat u het gebruikt. Met deze informatie kunt u de best mogelijke resultaten behalen.

SPECIFICATION

NEE.	1
Model	ZH - 1003A
OE-nummer	485-510A , 4021-736 , 2103-010
Geschiede gashaard modellen	<p>*Quadra-Fire : QV32 , QV32-A , QV36 , QV36-A , QV36D , QV36D-A , QV36DB , QVI-30FB , QV-pier , QV-ST</p> <p>*Heat & Glo-Fire : AT-Grand-B , AT-Grand-C , AT-Grand-D , AT-Supreme-B , AT-Supreme-C , AT-Supreme-D , AT-ZC-B - Robert Shaw-buis na februari 2001 , Bay-Insert-NS , CFX-Grand-B , CFX-IN-B , FB-Grand , FB-IN , Bay-38HV , L-COR-TRC , L-COR-TVFL , Pier-38HV , Pier-TRC , Pier-TVFL , R-COR-TRC , R-COR-TVFL , ST-38HV , ST-42TVFL , ST-TRC , 6000BE , 6000CAMP , 6000SEB , 6000TRB , 6000TRI , 6000TRI-SP , 6000TR-OAK , 6000TRXI , 6000TVB , 6000TV-Oak , 6000XLSB , 6000XLTB , 7000TR-NF , 7000TV-NF , 7000XLS-NF , 7000XLT-NF , 8000TRC , 8000TRD , 8000TR-Oak - Pre-serienummer 0021116425 , 8000TVC , 8000TVD , 8000TV-Oak - Pre-serienummer 0021116948 , BCBV36 - Pre-serienummer GA1551065 , BE-41 , BE-41B , Everest - Alleen staande piloot, pre-serienummer 5000 , BE-32 - Pre serienummer 2107620 , BE-36 , BE-36-C - Voor serienummer 0021076020 , SL-350TRS , SL-350TV ,</p>

	<p>SL-550TR , SL-550TR-C , SL-550TR-D - Voor serienummer 0021076206 , SL-550TRS , SL-550TRS-B , SL-550TRS-C , SL-550TV , SL-750TR , SL-750TR-C , SL-750TR-D - Voor serienummer 0021076251 , SL-750TRFL , SL-750TRS-B , SL-750TRS-C , SL-750TV , SL-750TV-C , SL-950TR , SL-950TR-C , SL-950TV</p> <p>*Verwarmer :</p> <p>BCBV36 - Pre-serienummer GA1551065 , NB3630 - Pre-serienummer GA1587915 , NB3933 - Pre-serienummer GA1587915 , NB4236 - Pre-serienummer GA1587915 , NB4842 - Pre-serienummer GA1587915 , ND3630 & ND3630L - Pre-serienummer GA1587914 , ND3630M - Pre-serienummer GA1587914 , ND3933 & ND3933L - Pre-serienummer GA1587914 , ND3933M - Pre-serienummer GA1587914 , ND4236 & ND4236L - Pre-serienummer GA1587914 , ND4236M - Pre-serienummer # GA1587914 , ND4842 & ND4842L - Pre-serienummer # GA1587914 , ND4842M - Pre-serienummer # GA1587914</p>
Geschiedt gastype	Aardgas

NEE.	2
Model	ZH-796A
OE-nummer	69L17 , 69L1701,904405 , J4117 , 108084-02
Geschiedte gashaard modellen	<p>*Lennox Merit-serie gashaarden</p> <p>LMDV-3530CNM , LMDV-4035CNM , MLDVT-30NM , MLDVT-35NM , MPB-3328CNM , MPB35ST-NM , MPD-4035CNM (SIT) , MPD35ST-NM ,</p>

MPD4540CNM-B(SIT) , MPD5330CNM ,
LMDVR-3328CNM , MLDVT-4ONM ,
MPD-3530CNM(SIT) , MPD4035CNM-B(SIT) ,
MPDR3328CNM(SIT) , LMDVT-3328CNM ,
MLDVT-45NM , MPD3530CNM-B(SIT) , MPD-4540CNM
(SIT) , MPDT3328CNM (ZITTEN)

***Lennox Elite Serie Gashaarden**

EBVCLNM , ED4035CNM-2 , EDSTNM-2 , EDV4540CNM ,
EDVSTNM , EBVCRNM , ED4540CNM-2 , EDV3530CNM ,
EDV4540CNM-B , ELD , 35NM , EBVPFNM , EDCLNM-2 ,
EDV3530CNM-B , EDVCLNM , ELDV4ONM , EBVSTNM ,
EDCRNM-2 , EDV4035CNM , EDVCRNM , ELDV45NM ,
ED3530CNM , EDPFNM-2 , EDV4035CNM-B ,
EDVPFNMM

***IronStrike Serefina gasfornuizen**

CI1500DVF , CI2500DVF , C11502DVF , C12502DVF ,
C11504DVF , C12504DVF , CI1506DVF , CI2506DVF ,
CI1508DVF-2 , CI2508DVF-2

***Superieure gashaarden**

D500 CEND500 CMN , D600 CEN , D600 CMN , D800
CEN , D800CMN , DR-400 , DR-400CMN(SIT) ,
DR-500CMN (SIT) , DR-600CMN(SIT) , DR-800CMN(SIT) ,
DT-400 , DT-400CMN(SIT) , DT-500CMN(SIT) ,
DT-600CMN(SIT) , DT-800CMN(SIT) , DVPF-RMNS ,
DVR-5CMNS(SIT) , DVR-6010CMNS , DVR-6010RMNS ,
DVT-6010CMNS , DVT-6010RMNS , DVT6-CMNS ,
DVT6-RMNS(SIT) , DVT8-RMNS(SIT) , SDDV-35NM ,
SDDV-40NM SLDVT-35NM(SIT) , SSBV-3530CNM(SIT) ,
SSBV-4035CNM(SIT) , SSDVPF-CNM ,
SSDVR-3328CNM(SIT) , SSDVR-3530CNM(SIT) ,
SSDVR-4035CNM(SIT) , SSDVST-CNM ,
SSDVT-3328CNM(SIT) , SSDVT-3530CNM(SIT) ,
SSDVT-4035CNM(SIT)

	<p>*Astria Gashaard Weegschaal 40STDMN , Altair 40DMN-BAries CD35RMN , Ram 33RMN , Ram 33TMN , Altair 45DMN Altair 45DMN-B , RamCD40RMNAries CD40TMN , Ram 35TMN , Ram 35RMN , Ram CD45DMN , Ram 40TMN , Ram 4ORMN , Ram 45DMN , Ram CD33TMN , Tweelingen 33RMN , Tweelingen 33TMN , Tweelingen 35DMN Tweelingen 40DMN 45DMNLibra 40CLDMNLibra 40CRDMNLibra 40PFDMN</p>
Geslacht gastype	Aardgas

NEE.	3
Model	ZH-793A
OE-nummer	14D0477 , LPG8404, SRV14D0477
Gesichte gashaard modellen	<p>*Millivolt gashaarden, Lexington Forge , Majestic , Martin & Monessen</p> <p>Model: VFYR 16-18-24-30 , VFYR-25 , CIVF-25C , VFH-33M , VFHS-20R , VFHD-32R , VFHD-36R</p> <p>*Past op veel ventilatievrije, op afstand bedienbare millivolt gashaarden</p> <p>Inclusief geïntegreerde thermo zuil en thermokoppel op een stalen L-beugel</p>
Geslacht gastype	LPG (vloeibaar gemaakt petroleumgas)

NEE.	4
Model	ZH-1006A

OE-num mer	#446-512A, #HSRV 446-512A, SRV 446-512A
Geschikt e gashaard modellen	<p>*Heat N Glo gashaarden : 6000FLS, 8000DVTFL, 8000GDV, 8000GDVFL, 36DV88, 4000GDV, 4000INC, 4000INS, 8000TV, 4000TV, 4000WH, 5000GDV, 5000TV, 8000TVFL, 6000ARCH, 6000CBV-IPI, 6000CF, SL-INSERT, 6000DVT, SL-INSERT-B, 6000DVTFL, BAY-GDV, 8000DVT, BAY-GDV-95, BAY-INSERT, SL-TVBLD, 6000GDV, 6000GDVFL, 6000SGDV, ST-38GTV, ST-42FL, ST-42GTV, 6000TV, 6000TVFL, ST-CFL-24, ST-DVT, ST-GDV, ST-GLS, CFL-18, CFL-18-B, ST-TR, CFL-24, CFL-24-B, CFL-30-B, CFL-30-C, CFX-36TSP</p> <p>*Heat N Glo gashaarden : DVT-INSERT, DVT-KOOKPLAAT, GAS36TV, GES-100, GLS-18, GLS-24, GRAND-50, GS-4000, L-CORNERDV, L-CORNERTV, 6000GDVFL-NF, 6000TVFL-NF, PIER-DVT, PIER-GDV, PIER-TV, RCOR-HV-IPI, R-CORNERDV, R-CORNERTV, SL-2000, SL-32, SL-36-NF, SL-36TV, SL-42TV, BAY-30, SLR</p> <p>*Verwarmer : CFL-30-B, ST-CFL-24-modellen, ST-CFL-24NG, CFL-24LP-B, ST-CFL-24LP, G420E-modellen, CFL-30LP-B, CFL-18-C, CFL-18NG-B, CFL-24-IPI, CFL-24NG-B, CFL-30NG-B, CFL-18LP-B, CFL-24-B</p> <p>*Lennox : Vuurster, GC3</p> <p>*Regency (FPI) : Panorama P36E-10</p>
Geschikt gastype	LPG (vloeibaar gemaakt petroleumgas)

NEE.	5
Model	ZH-919A
OE-nummer	4021-732 , 25660
Geschiede gashaard modellen	<p>*Heatilator open haard:</p> <p>GBCL36 - Pre-serienummer # GA1549727; GBCR36 - Pre-serienummer # GA1549727; GBFL36 - Pre-serienummer # GA1549727; GBiS36 & GBIS36L; GBST36 & GBST36L - Pre-serienummer # GA1549727; GDCH36 & GDCH36L; GDCH60 & GDCH60L - Pre-serienummer # GA1540727; GDCH60V & GDCH60LV; GDCL36 & GDCL36L; GDCL60 & GDCL60L - Pre-serienummer # GA1549727; GDCR36 & GDCR36L; GDCR60 & GDCR60L - Pre-serienummer # GA1548727; GDFL36 & GDFL36L; GDFL60 & GDFL60L - Pre-serienummer # GA1548727; GDFL60V & GDFL60LV; GDST36 & GDST36L; GDST60 & GDST60L - Pre-serienummer # GA1548727; GDST60V, GDST60LV; CD4236R & CD4236LR - Pre-serienummer # GA1563745; CD4842R & CD4842LR - Pre-serienummer # GA1563745; CGC150 & CGC150L - Na datumcode 39/95; G141 & G141L; G270M & G270LM; GB4336 & GB4336L; GB4942 & GB4942L; GC150 & GC150L - Na datumcode 39/95; GCBC36 en GCBC36L; GCBC42 en GCBC42L; GCBC60 en GCBC60L; GCBC80 en GCBC80L; GCDC36 en GCDC36L; GCDC42 en GCDC42L; GCDC60 en GCDC60F; GCDC80 en GCDC80L; GGBR60 en GGBR60L; GGBR80 en GGBR80L; GNBC30 en GNBC30L; GNBC33 en GNBC33L; GNBC36 en GNBC36L; GNBR30 en GNBR30L; GNBR33 en GNBR33L; GNBR36 en GNBR36L; GNDC30 en GNDC30L; GNDC33 en GNDC33; GNDC36 en GNDC36L;</p>

	GNDH30 & GNDH30L; GNDH33 & GNDH33L; GNDH36 & GNDH36L; GNDR30 & GNDR30L; GNDR33 & GNDR33L; GNDR36 & GNDR36L; GNRC33 & GNRC33L; GNRC36 & GNRC36L - Vóór datumcode 18/02; GNRH33 & GNRH33L; GNRH36 & GNRH36L; GNTC50 & GNTC50B - Vóór serienummer GA1542189; GNTC80 & GNTC80B.
Geschiedt gastype	Aardgas

NEE.	6
Model	ZH-794A
OE-nummer	103779-01 , PP231 , NG8218
Geschiedte gashaard modellen	CIVF-25, CIVF-25C, VFH-33M, VFH-33R, VFH-33T, VFHS-20R, VFSR-16, VFSR-18, VFSR-24, VFSR-30, VFYR-16, VFYR-18, VFYR-24, VFYR-30, VFCD-25, VFHD-32R, VFHD-36R
Geschiedt gastype	Aardgas

NEE.	7
Model	ZH-1005A
OE-nummer	10002265 (Geschikt voor vloeibaar petroleumgashaarden) 10002264 , SRV10002264 (Geschikt voor aardgashaard, mondstuk moet vervangen worden)
Geschiedte gashaard	*Majestic gashaard en kachels: NVBR42,NVBR36,NVBR42,NVC36,NVC39,NVSTR36,OX DV30SP, RDV4136,

modellen	<p>RFSDV22,RFSDV24,RFSDV32,RFSDV34, RFSDV42,REDV25, RHEDV32, RHEDV42, DVRT43,DVRTSB,DVT36,DVT39,DVT43,LHEC20, LHEC30, LHER20, LHER30, LHECDV20, LHECDV30, LHERDV20, LHERDV30, NV360,NVBC36,NVBC42,43BDVR,43BDVT,43LDVR,43L DVT,DV360,DV580,DVB4136,DVBR36,DVBR42,DVHVAC 36,DVR33,DVR36,DVR39,DVRT36,DVRT39 ,DVRT41,33 BDVR,33BDVT,33XDV,360DVS2,360DVS3,360DVSL,360 DVSR,36BDVR,36BDVT,36LDVR,36LDVT,36XDV,39BDV R,39BDVT,39LDVR,39LDVT, 39XDV.</p> <p>*Vermont Castings gasfornuizen: Stardance ventilatierooster achter SDDVR, Stardance ventilatierooster achter SDDVRC, Stardance SDDVT SDDVTCS, Stardance SDDVT/ SDDVTC, Stardance SDV30 ventilatierooster achter, Stardance SDV30 ventilatierooster boven, Stardance DV25, 20DVT Brookhaven, SDV30 Stardance ventilatierooster achter, SDV30 Stardance ventilatierooster boven, Brookhaven 20DVT, Pinnacle DV ventilatierooster achter, Radiance RADVT/ RADVTCS, Radiance RADVT/RADVTC, Stardance DV 3900-3916, Stardance DV 3940-3956, Stardance Natural Vent SNV30, 2465 Dutchwest, 2467 Dutchwest, 2468 Dutchwest, LHER20, LHER30, LHERDV20, LHERDV30, Radiance RDVOD, Uitstraling RNVOD, RFSDV24, INDVR Intrepid, SDDVT Stardance, SDV30 Stardance, 33XDV, 36XDV, 39XDV, LHEC20, LHEC30, LHECDV20, LHECDV30, Jefferson, Stardance, Pinnacle.</p> <p>*Temco gaskachels: GFST41, GFPN41, GFPN41, DV5200MBN.</p> <p>*Dutchwest Gasfornuizen: 2465 2466, NV 2467, NV 2468. *Monessen-gasfornuizen: RFSDV34TSR, RFSDV24SR.</p>
-----------------	--

	*Century Gasfornuizen: Jefferson Direct Vent.
Geschiedt gastype	Vloeibaar petroleumgas of aardgas

NEE.	8
Model	ZH-1004A
OE-nummer	2090-012 , 2198-012 , SRV2090-012
Geschiedt e gashaard modellen	<p>*Heatilator open haard : ADVR3428I & ADVR3428IL, ADVT3428I & ADVT3428IL, CD4236-MOD, CD4842-MOD, CRAVE4836, CRAVE4836ST, CRAVE6048, CRAVE6048ST, CRAVE7260, CRAVE7260ST, CRAVE8472, CRAVE8472ST, EDV3633I & EDV3633IL, EHS3633I, ECLIPSE-32, ECLIPSE-36, GBFL4136I, GBST4336I, GDST3831I, NNXT3933I, NNXT3933IF, NNXT4236I & NNXT4236IL, NNXT4236IF & NNXT4236ILF, NBV4842I, NBV3630I, NBV3933I, NBV4236I, NBV4842I, NDV3630I & NDV3630IL, NDV3933I & NDV3933IL, NDV4236I & NDV4236IL, NDV4842I & NDV4842IL, NEVO3630i, NEVO4236i, RAVE4013i.</p> <p>*Heat N Glo Haard : BRAVO - Na serienummer 002881385, LCOR-36TRB-IPI, PIER-36TR-IPI, PIER-36TRB-IPI, RCOR-36TRB-IPI, RED40ST, ST-36TR-IPI, ST-36TRB-IPI, ST-36TVB-IPI, ST-550T-IPI, ST-550TM-IPI, 6000CF-OAK-IPI, 6000CMOD-IPI, 6000GBV-IPI, 6000GCF-IPI, 6000G-IPI, 6000GL-IPI-R, 6000GLX-IPI-R, 6000TRXI-IPI, 8000CMOD-IPI, 8000TR-OAK-IPI, 8000TV-OAK-IPI, BCBV36I, BE-41IPIC, CRESCENTII, RBV4236IT, RBV4842IT, RED40, RED60, SLR (COSMO), SLR-B (COSMO), SLR-C (COSMO),</p>

	<p>COSMO-GXT-IPI, COSMO-I30-C, COSMO-I35-C, COSMO-SXT-IPI.</p> <p>*Heat N Glo Haard : ESCAPE-36DV, ESCAPE-42DV, LUX60, MEZZO36, MEZZO36ST, MEZZO48, MEZZO48ST, MEZZO60, MEZZO60ST, MEZZO72, MEZZO72ST, PALOMA, PALOMA-MOD, PHOENIX42-IFT, PRIMO48, PRIMO48ST, PRIMO60, PRIMO60ST, PRIMO72, PRIMO72ST, SOHO24, SOHO24B, SOHO-N-AUB, BE-36-CIPI, SL-36-ULTIMATE, SL-350TRS-IPI, SL-550BE-IPI, SL-550BE-IPI-B, SL-550BE-M-IPI, SL-550F, SL-550METRO, SL-550TR-IPI-D, SL-550TR-IPI-E, SLF-550TR-IPI-E, SL-550TRS-IPI-D, SL-550TRS-IPI-E, SL-550TV-IPI-D, SL-750F, SL-550TV-IPI-E, SL-750TR-IPI-D.</p> <p>*Quadra-Fire open haard : QV36A-FB (Expression) Eenheden gemaakt na februari 2006, GARNET-IPI, GARNET-IPI-B, SAPPHIRE-IPI, TOPAZ-IPI.</p> <p>*Buitenlevensstijl open haard : ODPALG-48, TWILIGHT-II, TWILIGHT-II-B, TWILIGHT-II-C, TWILIGHT-II-MOD.</p> <p>*Majestic open haard : OXDV30-IPI.</p>
Geslacht gastype	Aardgas

SECURITY&WARNINGS

Voordat u de waakvlam van de open haard vervangt, moet u ervoor zorgen dat u voorzorgsmaatregelen treft, de gastoevoer afsluit en het benodigde gereedschap klaarlegt.

Houd er rekening mee dat schade die ontstaat doordat de gebruiker de productinstructies niet heeft opgevolgd, niet onder de garantie valt .

WAARSCHUWING!

De koper- of aluminiumdraden zijn zacht en relatief gemakkelijk te breken. Omdat ze helicoïdaal zijn, moet u ze voorzichtig cirkel voor cirkel rechtekken om te voorkomen dat ze breken .

INSTRUCTIONS

1. Hoe installeer ik de gashaard-waakvlam-assemblage:

Stap 1: Draai de gastoevoer dicht

Voordat u met de installatie begint, moet u ervoor zorgen dat de gastoevoer is afgesloten. Dit kan meestal door de gaskraan bij de open haard dicht te draaien.

Stap 2: Verwijder de oude pilootmontage

Als u een oude waakvlam vervangt, moet u deze eerst verwijderen. Dit kunt u doen door de waakvlam los te draaien van de gasleiding en deze uit de haard te verwijderen.

Stap 3: Maak de gebied

Zodra de oud piloot montage heeft verwijderd, maak het gebied schoon rond de gasleiding en de open haard. Gebruik een kwast of A lap naar verwijderen elk brokstukken of vuil.

Stap 4: Installeren de nieuw piloot montage

Neem de nieuwe pilootmontage en bevestig deze aan de gasleiding. Zorg ervoor dat het geheel goed vast zit.

Stap 5: Sluit de draden aan

Sluit de draden van de pilot-unit aan op de regelklep. Zorg ervoor dat de draden op de juiste aansluitingen zijn aangesloten.

Stap 6: Test de piloot

Zodra de pilootconstructie is geïnstalleerd en de draden zijn aangesloten, zet u de gastoevoer aan en test u de piloot.

Stap 7: Aanpassen de vlam

Als de vlam is te hoog of te laag, Pas dit aan met behulp van het regelventiel. Draai de klep met de klok mee om de vlam te verlagen en tegen rechtsom toenemen Het.

2. Hoe vervang ik het mondstuk voor verschillende gassoorten?

* Voor vloeibaar petroleumgas of natuurlijk gas open haard , ons product wordt geleverd met een extra mondstuk. U moet het mondstuk vervangen om het perfect aan te passen op vloeibaar petroleumgas of aardgas .

Hieronder volgen de stappen voor het vervangen van het mondstuk van de ontstekingsdraad:

Stap 1: Kies de sproeiers voor NG (aardgas) of LPG (vloeibaar petroleumgas) , zie afbeelding 1 .

Stap 2: plaats het mondstuk in de vrouwelijke ontstekingsverbinding, zie afbeelding 2,



Afbeelding1 Afbeelding2

Stap 3: Schroef de ontstekingskabel vast. Draai de verbinding goed vast om gaslekken te voorkomen, zie afbeelding 3,4.



Afbeelding3 Afbeelding4

Ningbo Henghui SensorTechnology Co., Ltd.
CheheduDorp, Shiqi Straat,
HaishuDistrict Oost Songjiang Road
Ningbo, Zhejiang 315000 China

Geïmporteerd naar AUS: SIHAO PTY LTD. 1 ROKEVA STREETEASTWOOD
NSW 2122 Australië

Geïmporteerd naar de VS: Sanven Technology Ltd. Suite 250, 9166 Anaheim
Plaats, Rancho Cucamonga, CA 91730

UK	REP
-----------	------------

YH CONSULTING LIMITED. C/O YH Consulting
Limited Office 147, Centurion House, London
Road, Staines-upon-Thames, Surrey, TW18 4AX

EC	REP
-----------	------------

E-CrossStu GmbH
Mainzer Landstr.69,
60329 Frankfurt am Main.



VEVOR

Affordable. Reliable. Home Improvement.

Gaskaminpilot

Montering

**Modell: ZH-1003A/ZH-796A/ZH-793A/ZH-1006A/
ZH-919A/ZH-794A/ZH-1005A/ZH-1004A**

VEVOR

Affordable. Reliable. Home Improvement.

Gas Fireplace Pilot Assembly

Modell: ZH-1003A/ZH-796A/ZH-793A/ZH-1006A/ZH-919A/ZH-794A/
ZH-1005A/ZH-1004A



Detta är originalinstruktionerna, vänligen läs alla instruktioner noggrant innan du använder produkten. VEVOR förbehåller sig en tydlig tolkning av vår användarmanual. Produktens utseende ska vara beroende av den produkt du mottagit. Vi ber om ursäkt för att vi inte kommer att informera dig igen om det finns några teknik- eller programuppdateringar för vår

produkt.

Tack så mycket för att du valde den här produkten, den bör alltid hanteras varsamt. Läs alla instruktioner innan du använder den. Informationen kommer att hjälpa dig att uppnå bästa möjliga resultat.

SPECIFICATION

INGA.	1
Modell	ZH - 1003A
OE-nummer	485-510A , 4021-736 , 2103-010
Lämpliga modeller av gaseldstäder	<p>*Quadra-Fire : QV32 , QV32-A , QV36 , QV36-A , QV36D , QV36D-A , QV36DB , QVI-30FB , QV-Pier , QV-ST</p> <p>*Värme och Glo-Fire : AT-Grand-B , AT-Grand-C , AT-Grand-D , AT-Supreme-B , AT-Supreme-C , AT-Supreme-D , AT-ZC-B - Robert Shaw-ventil efter februari 2001 , Bay-Insert-NS , CFX-Grand-B , CFX-IN-B , FB-Grand , FB-IN , Bay-38HV , L-COR-TRC , L-COR-TVFL , Pier-38HV , Pier-TRC , Pier-TVFL , R-COR-TRC , R-COR-TVFL , ST-38HV , ST-42TVFL , ST-TRC , 6000BE , 6000CAMP , 6000SEB , 6000TRB , 6000TRI , 6000TRI- SP 6000TR-OAK , 6000TRXI , 6000TVB , 6000TV-Oak , 6000XLSB , 6000XLTB , 7000TR-NF , 7000TV-NF , 7000XLS - NF , 7000XLT -NF , 8000TRC , 8000TRD , 8000TR-Oak - Förserienummer 0021116425 , 8000TVC , 8000TVD , 8000TV-Oak - Förserienummer 0021116948 , BCBV36 - Förserienummer GA1551065 , BE-41 , BE-41B , Everest - Endast stående pilot, förserienummer 5000 , BE-32 - Förserienummer 2107620 , BE-36 , BE-36-C - Förserienummer 0021076020 , SL-350TRS , SL-350TV ,</p>

	<p>SL-550TR , SL-550TR-C , SL-550TR-D - Förserienummer 0021076206 , SL-550TRS , SL-550TRS-B , SL-550TRS-C , SL-550TV , SL-750TR , SL-750TR-C , SL-750TR-D - Förserienummer 0021076251 , SL-750TRFL , SL-750TRS-B , SL-750TRS-C , SL-750TV , SL-750TV-C , SL-950TR , SL-950TR-C , SL-950TV</p> <p>*Värmefläkt :</p> <p>BCBV36 - Förserienummer GA1551065 , NB3630 - Förserienummer GA1587915 , NB3933 - Förserienummer GA1587915 , NB4236 - Förserienummer GA1587915 , NB4842 - Förserienummer GA1587915 , ND3630 & ND3630L - Förserienummer GA1587914 , ND3630M - Förserienummer GA1587914 , ND3933 & ND3933L - Förserienummer GA1587914 , ND3933M - Förserienummer GA1587914 , ND4236 & ND4236L - Förserienummer GA1587914 , ND4236M - Förserienummer GA1587914 , ND4842 och ND4842L - Förserienummer GA1587914 , ND4842M - Förserienummer GA1587914</p>
Lämplig gastyp	Naturgas

INGA.	2
Modell	ZH-796A
OE-nummer	69L17 , 69L1701 , 904405 , J4117 , 108084-02
Lämpliga modeller av gaseldstäder	<p>*Lennox Merit-seriens gaseldstäder</p> <p>LMDV-3530CNM , LMDV-4035CNM , MLDVT-30NM , MLDVT-35NM , MPB-3328CNM , MPB35ST-NM , MPD-4035CNM (SIT) , MPD35ST-NM , MPD4540CNM-B(SIT) , MPD5330CNM ,</p>

LMDVR-3328CNM , MLDVT-4ONM ,
MPD-3530CNM(SIT) , MPD4035CNM-B(SIT) ,
MPDR3328CNM(SIT) , LMDVT-3328CNM ,
MLDVT-45NM , MPD3530CNM-B(SIT) , MPD-4540CNM
(SIT) , MPDT3328CNM (SITTA)

***Lennox Elite-seriens gaseldstäder**

EBVCLNM , ED4035CNM-2 , EDSTNM-2 , EDV4540CNM ,
EDVSTNM , EBVCRNM , ED4540CNM-2 , EDV3530CNM ,
EDV4540CNM-B , ELD , 35NM , EBVPFNM , EDCLNM-2 ,
EDV3530CNM-B , EDVCLNM , ELDV4ONM , EBVSTNM ,
EDCRNM-2 , EDV4035CNM , EDVCRNM , ELDV45NM ,
ED3530CNM , EDPFNM-2 , EDV4035CNM-B ,
EDVPFNMM

***IronStrike Serefina gasspisar**

CI1500DVF , CI2500DVF , C11502DVF , C12502DVF ,
C11504DVF , C12504DVF , CI1506DVF , CI2506DVF ,
CI1508DVF-2 , CI2508DVF-2

***Överlägsna gaseldstäder**

D500 CEND500 CMN , D600 CEN , D600 CMN , D800
CEN , D800CMN , DR-400 , DR-400CMN(SIT) ,
DR-500CMN (SIT) , DR-600CMN(SIT) , DR-800CMN(SIT) ,
DT-400 , DT-400CMN(SIT) , DT-500CMN(SIT) ,
DT-600CMN(SIT) , DT-800CMN(SIT) , DVPF-RMNS ,
DVR-5CMNS(SIT) , DVR-6010CMNS , DVR-6010RMNS ,
DVT- 6010CMNS , DVT-6010RMNS , DVT6- CMNS
DVT6-RMNS(SIT) , DVT8-RMNS(SIT) , SDDV-35NM ,
SDDV-40NM SLDVT-35NM(SIT) , SSBV-3530CNM(SIT) ,
SSBV-4035CNM(SIT) , SSDVPF-CNM ,
SSDVR-3328CNM(SIT) , SSDVR-3530CNM(SIT) ,
SSDVR-4035CNM(SIT) , SSDVST-CNM ,
SSDVT-3328CNM(SIT) , SSDVT-3530CNM(SIT) ,
SSDVT-4035CNM(SIT)

***Austria Gaskamin**

	<p>Libra 40STDMN , Altair 40DMN-B Aries CD35RMN , Aries 33RMN , Aries 33TMN , Altair 45DMN Altair 45DMN-B , Väduren CD40RMN Arien CD40TMN , Väduren 35TMN , Väduren 35RMN , Väduren CD45DMN , Väduren 40TMN , Väduren 4ORMN , Väduren 45DMN , Väduren CD33TMN , Tvillingarna 33RMN , Tvillingarna 33TMN , Tvillingarna 35DMN Tvillingarna 40DMN 45DMN Vågen 40CLDMN Vågen 40CRDMN Vågen 40PFDMN</p>
Lämplig gastyp	Naturgas

INGA.	3
Modell	ZH-793A
OE-nummer	14D0477 , LPG8404, SRV14D0477
Lämpliga modeller av gaseldstäder	<p>*Millivolt gaseldstäder, Lexington Forge , Majestic , Martin & Monessen</p> <p>Modell: VFYR 16-18-24-30 , VFYR-25 , CIVF-25C , VFH-33M , VFHS-20R , VFHD-32R , VFHD-36R</p> <p>*Passar många ventilationskanaler med fjärrkontroll och millivolt-gaseldstäder</p> <p>Inkluderar integrerad termopål och termoelement på ett L-format stålfäste</p>
Lämplig gastyp	Gasol (flytande) petroleumgas)

INGA.	4
Modell	ZH-1006A
OE-num	#446-512A, #HSRV 446-512A, SRV 446-512A

mer	
<p>Lämpliga modeller av gaseldstäder</p>	<p>*Heat N Glo Gaskaminer : 6000FLS, 8000DVTFL, 8000GDV, 8000GDVFL, 36DV88, 4000GDV, 4000INC, 4000INS, 8000TV, 4000TV, 4000WH, 5000GDV, 5000TV, 8000TVFL, 6000ARCH, 6000CBV-IPI, 6000CF, SL-INSERT, 6000DVT, SL-INSERT-B, 6000DVTFL, BAY-GDV, 8000DVT, BAY-GDV-95, BAY-INSERT, SL-TVBLD, 6000GDV, 6000GDVFL, 6000SGDV, ST-38GTV, ST-42FL, ST-42GTV, 6000TV, 6000TVFL, ST-CFL-24, ST-DVT, ST-GDV, ST-GLS, CFL-18, CFL-18-B, ST-TR, CFL-24, CFL-24-B, CFL-30-B, CFL-30-C, CFX-36TSP</p> <p>*Heat N Glo Gaskaminer : DVT-INSATS, DVT-SPIS, GAS36TV, GES-100, GLS-18, GLS-24, GRAND-50, GS-4000, L-CORNERDV, L-CORNERTV, 6000GDVFL-NF, 6000TVFL-NF, PIER-DVT, PIER-GDV, PIER-TV, RCOR-HV-IPI, R-CORNERDV, R-CORNERTV, SL-2000, SL-32, SL-36-NF, SL-36TV, SL-42TV, BAY-30, SLR</p> <p>*Värmefläkt : CFL-30-B, ST-CFL-24-modeller, ST-CFL-24NG, CFL-24LP-B, ST-CFL-24LP, G420E-modeller, CFL-30LP-B, CFL-18-C, CFL-18NG-B, CFL-24-IPI, CFL-24NG-B, CFL-30NG-B, CFL-18LP-B, CFL-24-B</p> <p>*Lennox : Eldstjärna, GC3</p> <p>*Regency (FPI) : Panorama P36E-10</p>
<p>Lämplig gastyp</p>	<p>Gasol (flytande) petroleumgas)</p>

INGA.	5
-------	---

Modell	ZH-919A
OE-nummer	4021-732 , 25660
Lämpliga modeller av gaseldstäder	<p>*Värmefläkt öppen spis:</p> <p>GBCL36 - Förserienummer GA1549727; GBCR36 - Förserienummer GA1549727; GBFL36 - Förserienummer GA1549727; GBIS36 & GBIS36L; GBST36 & GBST36L - Förserienummer GA1549727; GDCH36 & GDCH36L; GDCH60 & GDCH60L - Förserienummer GA1540727; GDCH60V & GDCH60LV; GDCL36 & GDCL36L; GDCL60 & GDCL60L - Förserienummer GA1549727; GDCR36 & GDCR36L; GDCR60 & GDCR60L - Förserienummer GA1548727; GDFL36 & GDFL36L; GDFL60 och GDFL60L - Före serienummer GA1548727; GDFL60V och GDFL60LV; GDST36 och GDST36L; GDST60 och GDST60L - Före serienummer GA1548727; GDST60V, GDST60LV; CD4236R och CD4236LR - Före serienummer GA1563745; CD4842R och CD4842LR - Före serienummer GA1563745; CGC150 och CGC150L - Efter datumkod 39/95; G141 och G141L; G270M och G270LM; GB4336 och GB4336L; GB4942 och GB4942L; GC150 och GC150L - Efter datumkod 39/95; GCBC36 och GCBC36L; GCBC42 och GCBC42L; GCBC60 och GCBC60L; GCBC80 och GCBC80L; GCDC36 och GCDC36L; GCDC42 och GCDC42L; GCDC60 och GCDC60F; GCDC80 och GCDC80L; GGBR60 och GGBR60L; GGBR80 och GGBR80L; GNBC30 och GNBC30L; GNBC33 och GNBC33L; GNBC36 och GNBC36L; GNBR30 och GNBR30L; GNBR33 och GNBR33L; GNBR36 och GNBR36L; GNDC30 och GNDC30L; GNDC33 och GNDC33; GNDC36 och GNDC36L; GNDH30 och GNDH30L; GNDH33 och GNDH33L; GNDH36 och</p>

	GNDH36L; GNDR30 och GNDR30L; GNDR33 och GNDR33L; GNDR36 och GNDR36L; GNRC33 och GNRC33L; GNRC36 och GNRC36L - Kod före datum 18/02; GNRH33 och GNRH33L; GNRH36 och GNRH36L; GNTC50 och GNTC50B - Före serienummer GA1542189; GNTC80 och GNTC80B.
Lämplig gastyp	Naturgas

INGA.	6
Modell	ZH-794A
OE-nummer	103779-01 , PP231 , NG8218
Lämpliga modeller av gaseldstäder	CIVF-25, CIVF-25C, VFH-33M, VFH-33R, VFH-33T, VFHS-20R, VFSR-16, VFSR-18, VFSR-24, VFSR-30, VFYR-16, VFYR-18, VFYR-24, VFYR-30, VFCD-25, VFHD-32R, VFHD-36R
Lämplig gastyp	Naturgas

INGA.	7
Modell	ZH-1005A
OE-nummer	10002265 (Lämplig för gaseldstad) 10002264 , SRV10002264 (Lämplig för naturgaskamin, munstycket behöver bytas)
Lämpliga modeller av	*Majestic Gaskamin och Spisar: NVBR42, NVBR36, NVBR42, NVC36, NVC39, NVSTR36, OXDV30SP, RDV4136, RFSDV22, RFSDV24, RFSDV32,

<p>gaseldst åder</p>	<p>RFSDV34, RFSDV42, REDV25, RHEDV32, RHEDV42, DVRT43, DVRTSB, DVT36, DVT39, DVT43, LHEC20, LHEC30, LHER20, LHER30, LHECDV20, LHECDV30, LHERDV20, LHERDV30</p> <p>NV360,NVBC36,NVBC42,43BDVR,43BDVT,43LDVR,43LDVT,DV360,DV580,DVB4136,DVBR36,DVBR42,DVHVAC36,DVR33,DVR36,DVR39,DVRTVRT39 ,DVRT41,33BDVR,33BDVT,33XDV,360DVS2,360DVS3,360DVSL,360DVS R,36BDVR,36BDVT,36LDVR,36LDVT,36XDV,39BDVT,39BDVT,39LDVT,39LDVT,39XDV.</p> <p>*Vermont Castings gasspisar: Stardance Rear Vent SDDVR, Stardance Rear Vent SDDVRC, Stardance SDDVT SDDVTCS, Stardance SDDVT/ SDDVTC, Stardance SDV30 Rear Vent, Stardance SDV30 Toppventil, Stardance DV25, 20DVT Brookhaven, SDV30 Stardance Ventilation bakre ventil, SDV30 Stardance Ventilation bakre, Stardance ventil bakre, Stardance SDV30 Pinnacle DV Rear Vent, Radiance RADVT/ RADVTCS, Radiance RADVT/RADVTC ,Stardance DV 3900-3916, Stardance DV 3940-3956, Stardance Natural Vent SNV30, 2465 Dutchwest, 2467 Dutchwest, 24H68 Dutchwest, 24H68 Dutchwest, 24H68 Dutch LHERDV20, LHERDV30, Radiance RDVOD, Radiance RNVOD, RFSDV24, INDVR Intrepid, SDDVT Stardance, SDV30 Stardance, 33XDV, 36XDV, 39XDV, LHEC20, LHEC30, LHECDV20, LHECDV30, Jefferson, Stardance, Pinnacle.</p> <p>*Temco gasspisar: GFST41, GFPN41, GFPN41, DV5200MBN.</p> <p>*Dutchwest Gasspisar: 2465 2466, NV 2467, NV 2468.</p> <p>*Monessen Gasspisar: RFSDV34TSR, RFSDV24SR.</p> <p>*Century gasspisar: Jefferson Direct Vent.</p>
<p>Lämplig</p>	<p>Flytande petroleumgas eller naturgas</p>

gastyp	
INGA.	8
Modell	ZH-1004A
OE-nummer	2090-012 , 2198-012 , SRV2090-012
Lämpliga modeller av gaseldstäder	<p>*Värmeelement för öppen spis : ADVR3428I och ADVR3428IL, ADVT3428I och ADVT3428IL, CD4236-MOD, CD4842-MOD, CRAVE4836, CRAVE4836ST, CRAVE6048, CRAVE6048ST, CRAVE7260, CRAVE7260ST, CRAVE8472, CRAVE8472ST, EDV3633I och EDV3633IL, EHS3633I, ECLIPSE-32, ECLIPSE-36, GBFL4136I, GBST4336I, GDST3831I, NNXT3933I, NNXT3933IF, NNXT4236I och NNXT4236IL, NNXT4236IF och NNXT4236ILF, NBV4842I, NBV3630I, NBV3933I, NBV4236I, NBV4842I, NDV3630I & NDV3630IL, NDV3933I & NDV3933IL, NDV4236I & 4236I & 4230I NEVO3630i, NEVO4236i, RAVE4013i.</p> <p>*Heat N Glo-spis : BRAVO - Efter serienummer 002881385, LCOR-36TRB-IPI, PIER-36TR-IPI, PIER-36TRB-IPI, RCOR-36TRB-IPI, RED40ST, ST-36TR-IPI, ST-36TRB-IPI, ST-36TVB-IPI, ST-550T-IPI, ST-550TM-IPI, 6000CF-OAK-IPI, 6000CMOD-IPI, 6000GBV-IPI, 6000GCF-IPI, 6000G-IPI, 6000GL-IPI-R, 6000GLX-IPI-R, 6000TRXI-IPI, 8000CMOD-IPI, 8000TR-OAK-IPI, 8000TV-OAK-IPI, BCBV36I, BE-41IPI, CRESCENTII, RBV4236IT, RBV4842IT, RED40, RED60, SLR (COSMO), SLR-B (COSMO), SLR-C (COSMO), COSMO-GXT-IPI, COSMO-I30-C, COSMO-I35-C, COSMO-SXT-IPI.</p> <p>*Heat N Glo-kamin : ESCAPE-36DV, ESCAPE-42DV,</p>

	<p>LUX60, MEZZO36, MEZZO36ST, MEZZO48, MEZZO48ST, MEZZO60, MEZZO60ST, MEZZO72, MEZZO72ST, PALOMA, PALOMA-MOD, PHOENIX42-IFT, PRIMO48, PRIMO48ST, PRIMO60, PRIMO60ST, PRIMO72, PRIMO72ST, SOHO24, SOHO24B, SOHO-N-AUB, BE-36-CIPI, SL-36-ULTIMATE, SL-350TRS-IPI, SL-550BE-IPI, SL-550BE-IPI-B, SL-550BE-M-IPI, SL-550F, SL-550METRO, SL-550TR-IPI-D, SL-550TR-IPI-E, SLF-550TR-IPI-E, SL-550TRS-IPI-D, SL-550TRS-IPI-E, SL-550TV-IPI-D, SL-750F, SL-550TV-IPI-E, SL-750TR-IPI-D.</p> <p>*Quadra-Fire eldstad : QV36A-FB (Expression) Enheter tillverkade efter februari 2006, GARNET-IPI, GARNET-IPI-B, SAPPHIRE-IPI, TOPAZ-IPI.</p> <p>*Utomhuslivsstil Öppen spis : ODPALG-48, TWILIGHT-II, TWILIGHT-II-B, TWILIGHT-II-C, TWILIGHT-II-MOD.</p> <p>*Majestic Fireplace : OXDV30-IPI.</p>
<p>Lämplig gastyp</p>	<p>Naturgas</p>

SECURITY&WARNINGS

Innan du byter ut eldstadens pilotenhet måste du se till att vidta skyddsåtgärder, stänga av gasolinen och förbereda nödvändiga verktyg. Observera att: Skador som orsakats av att användaren inte följt produktinstruktionerna täcks inte av garantin .

WARNING!

Koppar- eller aluminiumtrådarna är mjuka och relativt lätta att gå av. Eftersom de kommer som spiralformade trådar, räta ut dem försiktigt cirkel för cirkel för att undvika att de går av .

INSTRUCTIONS

1. Så här installerar du pilotbrännaren för gasspisen:

Steg 1: Stäng av gasförsörjningen

Innan installationsprocessen påbörjas, se till att gasförsörjningen är avstängd. Detta kan vanligtvis göras genom att stänga av gasventilen som sitter nära eldstaden.

Steg 2: Ta bort den gamla pilotenheten

Om du byter ut en gammal pilotenhet måste du först ta bort den. Detta kan göras genom att skruva loss enheten från gasledningen och ta bort den från eldstaden.

Steg 3: Rengör område

När gammal pilot montering har tagits bort, rengör området runt gasledningen och eldstaden. Använd en borste eller en trasa till ta bort några skräp eller smuts.

Steg 4: Installera de ny pilot montering

Ta det nya pilotenheten och fäst den på gasledning. Se till att monteringen är ordentligt fastsatt och åtdragen.

Steg 5: Anslut kablarna

Anslut kablarna från pilotenheten till styrventilen. Se till att kablarna är anslutna till rätt plintar.

Steg 6: Testa piloten

När pilotaggregatet har installerats och kablarna har anslutits, slå på gastillförseln och testa piloten.

Steg 7: Justera de flamma

Om flamma är för hög eller för låg, justera den med hjälp av styrventilen. Vrid ventilen medurs för att minska lågan och räknare medurs att öka det.

2. Hur man byter munstycke för olika gastyper.

* För flytande petroleumgas eller naturligt gas Spis , vår produkt levereras med ett extra munstycke. Du måste byta ut munstycket för att det ska passa perfekt till flytande petroleumgas eller naturgas .

Följande är stegen för att byta munstycke på tändkabeln:

1 : Välj munstycket för naturgas (NG) eller gasol (flytande petroleumgas) , se bild 1 .

Steg 2: Sätt in munstycket i tändningens honkoppling, se bild 2,



Bild1 Bild2

Steg 3: Skruva fast tändkabeln tills den är ordentligt åtdragen. Dra åt skarven för att undvika gasläckage, se bild 3 och 4.



Bild3 Bild4

Ningbo Henghui SensorTechnology Co., Ltd.
Chehedubyn, Shiqigatan,
Haishudistriktet East Songjiang Road
Ningbo, Zhejiang 315000 Kina

Importerad till Australien: SIHAO PTY LTD. 1 ROKEVA STREETEASTWOOD
NSW 2122 Australien

Importerad till USA: Sanven Technology Ltd. Suite 250, 9166 Anaheim

Plats, Rancho Cucamonga, Kalifornien 91730

UK	REP
-----------	------------

YH CONSULTING LIMITED. C/O YH Consulting
Limited Office 147, Centurion House, London
Road, Staines-upon-Thames, Surrey, TW18 4AX

EC	REP
-----------	------------

E-CrossStu GmbH
Mainzer Landstr.69,
60329 Frankfurt am Main.

