

# VEVOR<sup>®</sup>

## TOUGH TOOLS, HALF PRICE

Technical Support and E-Warranty Certificate [www.vevor.com/support](http://www.vevor.com/support)

### WHEEL RIM COVER HUBCAPS



<Picture Only For Reference >

We continue to be committed to provide you tools with competitive price.

"Save Half", "Half Price" or any other similar expressions used by us only represents an estimate of savings you might benefit from buying certain tools with us compared to the major top brands and does not necessarily mean to cover all categories of tools offered by us. You are kindly reminded to verify carefully when you are placing an order with us if you are actually saving half in comparison with the top major brands.

### NEED HELP? CONTACT US!

Have product questions? Need technical support? Please feel free to contact us: **Technical Support and E-Warranty Certificate**  
**[www.vevor.com/support](http://www.vevor.com/support)**

This is the original instruction, please read all manual instructions carefully before operating. VEVOR reserves a clear interpretation of our user manual. The appearance of the product shall be subject to the product you received. Please forgive us that we won't inform you again if there are any technology or software updates on our product.

# IMPORTANT SAFEGUARDS



**WARNING:** Read and understand this entire manual before operating or servicing this product. Failure to follow these warnings and instructions can cause personal injury or damage to valuable property.

- Avoid children using the product. And this product is not a toy. Do not allow children to play.

# ASSEMBLY PRECAUTIONS

1. Assemble only according to these instructions. Improper assembly can create hazards.
2. Keep the assembly area clean and well-lit.
3. Keep bystanders out of the area during assembly.

# SAVE THESE INSTRUCTIONS

# SPECIFICATION

Model	Material	Wheel Specification	Number of spoke	Color	Suitable wheel
tongyong1	ABS+PC	R15	6	Silver	Steel wheel
tongyong2	ABS+PC	R15	10	Silver+ Black	Steel wheel
Tongyong5	ABS+PC	R16	10	Silver+ Black	Steel wheel
tongyong3	ABS+PC	R16	8	Silver	Steel wheel
tongyong4	ABS+PC	R16	7	Silver	Steel wheel
tongyong10	ABS+PC	R16	20	Black	Steel wheel



**Model:**tongyong1



**Model:**tongyong2/tongyong5



**Model:**tongyong3




**Model:**tongyong3



**Model:**tongyong10



## PACKAGE LIST

No.	Name	Picture	QTY
1	Wheel Rim Cover Hubcap		4
2	Support ring		4
3	Manual		1

## INSTALLATION

### STEP1:Mounting the support ring.

(1). Insert the support ring into the groove of the hubcap clapper, noting that the position of the gap should be corresponding.



## (2). Install the hubcap



Align the hubcap with the wheel, noting that the valve nozzle corresponds to the notch.



Gently tap the outer edge of the hubcap, hear the "click" to indicate that the installation is in place.

**Manufacturer:** Shanghaimuxinmuyeyouxiangongsi

**Address:** Shuangchenglu 803nong11hao1602A-1609shi, baoshanqu, shanghai 200000 CN.

**Imported to AUS:** SIHAO PTY LTD. 1 ROKEVA STREETEASTWOOD NSW 2122 Australia

**Imported to USA:** Sanven Technology Ltd. Suite 250, 9166 Anaheim Place, Rancho Cucamonga, CA 91730



YH CONSULTING LIMITED.

C/O YH Consulting Limited Office 147, Centurion House, London Road, Staines-upon-Thames, Surrey, TW18 4AX



E-CrossStu GmbH

Mainzer Landstr.69, 60329 Frankfurt am Main.

# VEVOR®

**TOUGH TOOLS, HALF PRICE**

**Technical Support and E-Warranty Certificate**

[www.vevor.com/support](http://www.vevor.com/support)