





SM-J-040



SM-M-090



SM-M-120



SM-M-120-01

Pictures for reference only,
subject to our available products.

NEED HELP? CONTACT US!

Have product questions? Need technical support? Please
feel free to contact us:

Technical Support and E-Warranty Certificate
www.vevor.com/support

This is the original instruction, please read all manual instructions carefully
before operating. VEVOR reserves a clear interpretation of our user manual.
The appearance of the product shall be subject to the product you received.
Please forgive us that we won't inform you again if there are any technology
or software updates on our product.

SAFETY ADVICES

WARNING:

1. Please read this manual carefully before using the product.
2. Flammable: Keep away from open flame. This product will ignite and burn if brought into contact with an open flame.
3. Keep away from sharp points, blades and other items so as not to scratch the product.
4. This product is not a toy. Artificial topiaries cannot be used as toys for children to play with.


SAVE THESE INSTRUCTIONS

TECHNICAL PARAMETERS

Model	SM-J-040	SM-M-090	SM-M-120	SM-M-120-01
Height Of Tree (in)	24	36	48	48
Quantity (pcs)	2	2	2	2
Net Weight (kg/pcs)	2.5	3.8	4.5	4.9

INSTRUCTIONS

1. Open the package and take out the topiary tree from the carton carefully.




Pictures for reference only,
subject to our available products.

2. Due to packing extrusion, please re-shape the leaves gently.



3. Turn the topiary tree around and adjust it to your preferred angle for a perfect product.



Maintenance tips

- It's normal to have some leaves fall off your new product, in most cases they can easily connect back onto the stem from which they fell.
- To help guide you in perfectly shaping your purchase. You can always use the online image of the product as a reference point to help achieve that perfect look.
- To keep the product's long service life, please avoid direct sunlight, and use it under the eaves.
- Keep your topiary tree looking beautiful for years by feather dusting once a month. For the leaves, wipe with a soft cloth gently.

Manufacturer: Shanghaimuxinmuyeyouxiangongsi
Address: Shuangchenglu 803nong11hao1602A-1609shi,
baoshanqu, shanghai 200000 CN.
Imported to AUS: SIHAO PTY LTD. 1 ROKEVA STREET-
EASTWOOD NSW 2122 Australia
Imported to USA: Sanven Technology Ltd. Suite 250, 9166
Anaheim Place, Rancho Cucamonga, CA 91730



E-CrossStu GmbH
Mainzer Landstr.69, 60329
Frankfurt am Main.



YH CONSULTING LIMITED.
C/O YH Consulting Limited Office 147,
Centurion House, London Road,
Staines-upon-Thames, Surrey, TW18 4AX

VEVOR[®]
TOUGH TOOLS, HALF PRICE

Technical Support and E-Warranty Certificate
www.vevor.com/support

ARTIFICIAL TOPIARIES

Model: SM-J-040 / SM-M-090 /
SM-M-120 / SM-M-120-01

VEVOR[®]
TOUGH TOOLS, HALF PRICE

Technical Support and E-Warranty Certificate
www.vevor.com/support

We continue to be committed to provide you tools with competitive price. "Save Half", "Half Price" or any other similar expressions used by us only represents an estimate of savings you might benefit from buying certain tools with us compared to the major top brands and does not necessarily mean to cover all categories of tools offered by us. You are kindly reminded to verify carefully when you are placing an order with us if you are actually saving half in comparison with the top major brands.