

# **VEVOR<sup>®</sup>**

**TOUGH TOOLS, HALF PRICE**

Technical Support and E-Warranty Certificate [www.vevor.com/support](http://www.vevor.com/support)

## **LOG TONGS USER MANUAL**

We continue to be committed to provide you tools with competitive price.


"Save Half", "Half Price" or any other similar expressions used by us only represents an estimate of savings you might benefit from buying certain tools with us compared to the major top brands and does not necessarily mean to cover all categories of tools offered by us. You are kindly reminded to verify carefully when you are placing an order with us if you are actually saving half in comparison with the top major brands.

# VEVOR®

TOUGH TOOLS, HALF PRICE

## LOG TONGS

LM20



### NEED HELP? CONTACT US!

Have product questions? Need technical support? Please feel free to contact us:

**Technical Support and E-Warranty Certificate**  
[www.vevor.com/support](http://www.vevor.com/support)

This is the original instruction, please read all manual instructions carefully before operating. VEVOR reserves a clear interpretation of our user manual. The appearance of the product shall be subject to the product you received. Please forgive us that we won't inform you again if there are any technology or software updates on our product.

## **WARNING**

- Read and understand all instructions. Failure to follow all instructions may result in serious injury or property damage.
- The warnings, cautions, and instructions in this manual cannot cover all possible conditions or situations that could occur. Exercise common sense and caution when using the tongs. Always be aware of the environment and ensure that the tongs are used in a safe and responsible manner.
- Do not allow persons to operate or assemble the tongs until they have read this manual and have developed a thorough understanding of how they work.
- Do not modify the tongs in any way. Unauthorized modification may impair the function and/or safety and could affect the life of the tongs. There are specific applications for which the tongs were designed.
- Use the right tool for the job. DO NOT attempt to force small equipment to do the work of larger industrial equipment. There are certain applications for which this equipment was designed. It will be a safer experience and do the job better at the capacity for which it was intended. DO NOT use the tongs for a purpose for which they were not intended.
- Industrial or commercial applications must follow OSHA requirements.

## **WARNING**

### **WORK AREA SAFETY**

- Inspect the work area before each use. Keep your work area clean, dry, free of clutter, and well-lit. Cluttered, wet, or dark work areas can result in injury. Using the tongs in confined work areas may put you dangerously close to cutting tools and rotating parts.
- Keep children and bystanders away from the work area while operating the tongs. Do not allow children to handle the tongs.

# WARNING

## PERSONAL SAFETY

- Stay alert, watch what you are doing, and use common sense when operating the tongs. Do not use them while you are tired or under the influence of drugs, alcohol, or medication. A moment of inattention while operating the tongs may result in serious personal injury.
- Dress properly. Do not wear loose clothing, dangling objects, or jewelry. Keep your hair, clothing and gloves away from moving parts. Loose clothes, jewelry, or long hair can be caught in moving parts.
- Wear the proper personal protective equipment when necessary. Use ANSI Z87.1 compliant safety goggles (not safety glasses) with side shields, or when needed, a face shield. Use a dust mask in dusty work conditions. Also use non-skid safety shoes, hardhat, gloves, dust collection systems, and hearing protection when appropriate. This applies to all persons in the work area.
- Do not overreach. Keep proper footing and balance at all times



## TONGS USE AND CARE

- Do not force the tongs. Products are safer and do a better job when used in the manner for which they are designed. Plan your work, and use the correct product for the job.
- Check for damaged parts before each use. Carefully check that the tongs will operate properly and perform the intended function. Replace damaged or worn parts immediately. Never operate the tongs with a damaged part.
- Store the tongs when they are not in use. Store in a dry, secure place out of the reach of children. Inspect the tool for good working condition prior to storage and before re-use.
- Use only accessories that are recommended by the manufacturer for use with your tongs. Accessories that may be suitable for one product may create a risk of injury when

used with another tool. Never use an accessory that has a lower operating speed or operating pressure than the tool itself.

- Keep guards in place and in working order. Never operate the tongs without the guards in place.

## **Specific Operation Warnings**

### **WARNING**

- Do not exceed the rated load capacity.
- Do not stand under or near while load is suspended.

## **Before Each Use**

### **WARNING**

Before using the tongs, be sure all bolts are fastened and tightened.

## **Operating Instructions**

### **WARNING**

Do not exceed the load capacity of the tongs.


The tongs allow for use with a ½ inch chain on a tractor bucket. Use the chain passes through the swivel grab with the clevis fastening.

## **Maintenance**

Maintain the tongs by adopting a program of conscientious repair and maintenance. It is recommended that the general condition of any tool be examined before it is used. Keep your tongs in good repair. Keep them clean, dry, and free from oil and grease.

## Technical Specifications

LM20	
Weight Capacity	Max. 0.05 ton (110 lbs.)
Jaw Opening	3 inches-21 inches
Material thickness (in.)	1/5 inches



**opening range 0 - 21"**



**Part List:**



**Assembly Complete**

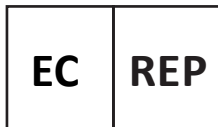


**Manufacturer:**Shanghaimuxinmuyeyouxiangongsi

**Address:** Shuangchenglu 803nong11hao1602A-1609shi, baoshanqu, shanghai 200000 CN.

**Imported to AUS:** SIHAO PTY LTD. 1 ROKEVA STREETEASTWOOD NSW 2122 Australia

**Imported to USA:** Sanven Technology Ltd. Suite 250, 9166 Anaheim Place, Rancho Cucamonga, CA 91730



E-CrossStu GmbH

Mainzer Landstr.69, 60329 Frankfurt am Main.



YH CONSULTING LIMITED.

C/O YH Consulting Limited Office 147, Centurion House,  
London Road, Staines-upon-Thames, Surrey, TW18 4AX

# VEVOR®

**TOUGH TOOLS, HALF PRICE**

**Technical Support and E-Warranty Certificate**

[www.vevor.com/support](http://www.vevor.com/support)