

# **VEVOR<sup>®</sup>**

**TOUGH TOOLS, HALF PRICE**

Technical Support and E-Warranty Certificate

[www.vevor.com/support](http://www.vevor.com/support)

## **FLAT DOLLY USER MANUAL**

**Model: VV-PT-M4824**

We continue to be committed to provide you tools with competitive price.

"Save Half", "Half Price" or any other similar expressions used by us only represents an estimate of savings you might benefit from buying certain tools with us compared to the major top brands and does not necessarily mean to cover all categories of tools offered by us. You are kindly reminded to verify carefully when you are placing an order with us if you are actually saving half in comparison with the top major brands.

# VEVOR®

TOUGH TOOLS, HALF PRICE

## FLAT DOLLY

Model: VV-PT-M4824



### NEED HELP? CONTACT US!

Have product questions? Need technical support? Please feel free to contact us:

**Technical Support and E-Warranty Certificate**  
**[www.vevor.com/support](http://www.vevor.com/support)**

This is the original instruction, please read all manual instructions carefully before operating. VEVOR reserves a clear interpretation of our user manual. The appearance of the product shall be subject to the product you received. Please forgive us that we won't inform you again if there are any technology or software updates on our product.

## 1. **WARNING!**

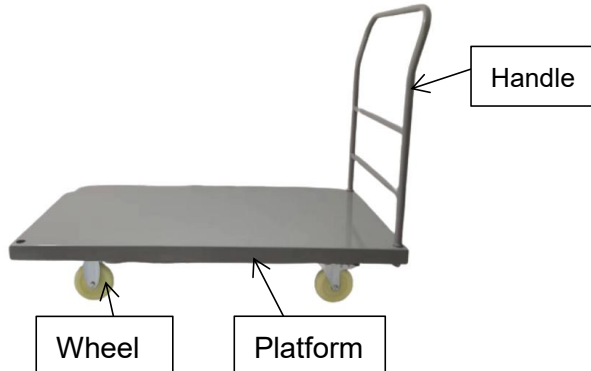
Please carefully review this information before using the product to ensure your safety.

1. Do not exceed the maximum load capacity of 2000lbs.
2. Make sure all screws and bolts are tightly secured before using the cart.
3. Always use the brake wheels when the cart is stationary to prevent unintended movement.
4. Do not leave the flat dolly unattended, especially when it is loaded.
5. Do not allow children to play with or near the dolly.
6. Be cautious when moving the dolly over thresholds or bumps to avoid tipping.
7. Do not use the dolly for transporting people or animals.
8. Ensure the path is clear of obstacles before moving the dolly.
9. Do not use the dolly in extreme weather conditions (e.g., heavy rain, snow, or strong winds) as it may affect the dolly 's stability and maneuverability.
10. Do not use the dolly near open flames or flammable materials.
11. Be cautious when moving the dolly on slippery surfaces.
12. Do not modify the dolly in any way as it may affect its stability and safety.


**SAVE THESE INSTRUCTIONS**

## 2. Product Description

The Flat dolly is a versatile and durable cart designed for transporting heavy items with ease. It features a flat platform, four wheels (two universal brake wheels and two directional wheels), and handrails for easy maneuvering.



## 5. Product Parameter


FLAT DOLLY	
Model	VV-PT-M4824
Load Capacity	2000 lbs
Material	Steel
Number of Wheels	4pcs
Platform Size	1200×610mm
Product size	1200×610×930mm
N.W.:	26.2kg
Application Examples	

### 3. Assembly Methods

Step 1: Assemble four wheels to the bottom of the flat plate with short screws. Make sure to attach the directional wheels to the front side of the cart and the brake wheels to the back side.



Step 2: Attach the handrails to the sides of the cart using the pins provided.



### 4. Maintenance and Trouble shooting

- (1) Regularly check all screws and bolts to make sure they are tightly secured.
- (2) Clean the cart with a damp cloth and mild detergent. Do not use abrasive cleaners or solvents.
- (3) Check the wheels for wear and replace them if necessary.
- (4) If the cart is difficult to move, check the wheels for obstructions or damage.
- (5) If the cart is unstable, make sure all screws and bolts are tightly secured.
- (6) If the brake wheels do not lock properly, check the brake levers and wheels for damage.

**Address:** Baoshanqu Shuangchenglu 803long 11hao 1602A-1609shi  
Shanghai

**Imported to AUS:** SIHAO PTY LTD, 1 ROKEVA STREETEASTWOOD  
NSW 2122 Australia

**Imported to USA:** Sanven Technology Ltd, Suite 250, 9166 Anaheim  
Place, Rancho Cucamonga, CA 91730



SHUNSHUN GmbH  
Römeräcker 9 Z2021, 76351  
Linkenheim-Hochstetten, Germany



Pooledas Group Ltd  
Unit 5 Albert Edward House, The  
Pavilions Preston, United Kingdom

**Made In China**



**VEVOR<sup>®</sup>**

**TOUGH TOOLS, HALF PRICE**

**Technical Support and E-Warranty Certificate**

**[www.vevor.com/support](http://www.vevor.com/support)**