

# **VEVOR<sup>®</sup>**

**TOUGH TOOLS, HALF PRICE**

Technical Support and E-Warranty Certificate [www.vevor.com/support](http://www.vevor.com/support)

## **JIGSAW PUZZLE TABLE**

**MODEL: JR-1000/JR-1500/JR-2000**

We continue to be committed to provide you tools with competitive price.

"Save Half", "Half Price" or any other similar expressions used by us only represents an estimate of savings you might benefit from buying certain tools with us compared to the major top brands and does not necessarily mean to cover all categories of tools offered by us. You are kindly reminded to verify carefully when you are placing an order with us if you are actually saving half in comparison with the top major brands.

# VEVOR<sup>®</sup>

TOUGH TOOLS, HALF PRICE

## FOLDING POKER TABLE

MODEL: JR-1000/JR-1500/JR-2000







### NEED HELP? CONTACT US!

Have product questions? Need technical support? Please feel free to contact us:

**Technical Support and E-Warranty Certificate**  
**[www.vevor.com/support](http://www.vevor.com/support)**

This is the original instruction, please read all manual instructions carefully before operating. VEVOR reserves a clear interpretation of our user manual. The appearance of the product shall be subject to the product you received. Please forgive us that we won't inform you again if there are any technology or software updates on our product.

	<p>Warning-To reduce the risk of injury, user must read instructions manual carefully.</p>
	<p>Do not allow children to climb or play on or under bar.</p>
	<p>Do not sit or stand on table. Do not place heavy objects on the desktop.</p>
	<p>Be careful to pinch your hands.</p>

## SAFETY WARNINGS AND PRECAUTIONS

Thank you for using this product. In order to make sure that you can operate the machine correctly, read this instruction carefully before operation and keep it properly for future reference. Please be sure to read the precautions and safety rules in this page to ensure your safe use. This manual will outline safety warnings and precautions, operating, maintenance and cleaning. The warnings and instructions reviewed in this manual cannot cover all possible conditions and situations that may occur. Caution and common sense are not built into this product, since we believe that the uses will comply with these codes.

**Please read ALL the instructions before using your machine.**

1. Assemble needs to follow these instructions. Incorrect assembly can be a hazard. Wear heavy-duty work gloves during assembly.
2. Do not assemble when tired or when under the influence of alcohol, drugs or medication.
3. Keep the assembly area clean and well-lit.
4. Keep bystanders out of the area during assembly.
5. Do not allow children and pets to play alone or approach this item. Can't Climb Products.

6. Use as intended only. Do not sit or stand on the product.
7. Inspect before every use. Do not use it if parts are loose or damaged.
8. People or objects hanging on the product will cause the product to fall.
9. For indoor use only. Do not place heavy objects on the product.
10. DO NOT CLEAN IT WITH ANY ABRASIVE MATERIAL.
11. Pet urine and feces can damage the product, please keep away.
12. Do not place the product on or near hot air, electric burners or heaters. Fireworks, cigarettes, flares, and other items can ignite the product. Please stay away from them.
13. The product should be placed on a flat surface. And it should be installed in an open and safe place.
14. Do not place it in a damp environment.

**⚠ WARNING:**

- **This product contains small parts. If swallowed, it will pose a choking hazard. Keep these small parts away from children when assembling!**
- **This appliance is not intended for use by young or infirm persons unless supervised by a responsible person to ensure that they can use the appliance safely. Young children should be supervised to ensure that they do not play with the product. Pets should stay away from the product.**

## ASSEMBLY STEPS

1. Please dispose of all plastic bags carefully and keep them away from children and pet.
2. Check all components provided according to the list in this manual. Make sure you have all of the parts listed.
3. Although paying particular attention when manufacturing this product, you must be careful during the assembly process to avoid being scratched by sharp edges.
4. Wear protective gloves, during assembly and using.
5. The product should be placed on a flat surface.
6. The product requires two people to assemble.

**TIPS:** Before installation, the packaging can be laid flat on the ground and the product placed on the packaging for assembly to protect the product.

About this item

【High-quality puzzle board】Our 2000/1500/1000 pieces are the most suitable puzzle board for puzzle storage. The puzzle board is made of high-quality sustainable hardwood and good manufacturing and durable materials to ensure long-lasting use. It is designed to provide \* good puzzle table for everyone who likes puzzles like us! The smooth and non-slip surface provides an excellent area to assemble your favorite puzzle with your friends or family.

【Easy to stow and transport jigsaw puzzle】Easy to lift, light weight and balance, and can be stored quickly. You can place the puzzle table on any surface, countertop, coffee table, beach blanket or even floor. When you need an extra space for seating or dining, just cover your puzzle with a puzzle cover, close the drawer and move it under the sofa or bed. Your puzzle can be easily stored and safely stored in a few seconds.

【6 drawers and puzzle covers】6 sliding drawers allow you to classify your works by color, theme or border. Classify them when assembling puzzles. With a translucent cover, it can well protect your masterpiece from dust, water and your curious cat until the next time you want to continue.

【Practical Gift for Puzzle Fans】Are you looking for a gift for your family or friends? This thoughtful puzzle accessory is a great gift for Christmas, birthday, anniversary, mother's day or any time!

## Product related parameters

Model	JR-1000	JR-1500	JR-2000
Product size	760×560×47mm	865×660×50mm	1045×760×50mm
Material	pine	pine	pine
Capacity	1000pcs	1500pcs	2000pcs
Plastic Sheets Cover	√	√	√
Lazy Susan	Φ 300mm	Φ 400mm	Φ 400mm

Drawer	6	6	6
--------	---	---	---



## CLEANING AND STORAGE

1. Wipe with a soft, dry cloth. Never use an abrasive cleanser or harsh pad. Wipe with clean water. Keep product dry after cleaning.
2. Children are **not allowed** to wipe the product to avoid tipping and falling injuries.
3. After the product is disassembled, please put the parts and accessories

together.

4. If it will not be used for a long time, please fold the product, lock the safety buckles, and put on the dust cover.

**Address:** Shuangchenglu 803nong11hao1602A-1609shi, baoshanqu, shanghai 200000 CN.

**Imported to AUS:** SIHAO PTY LTD. 1 ROKEVA STREETEASTWOOD NSW 2122 Australia

**Imported to USA:** Sanven Technology Ltd. Suite 250, 9166 Anaheim Place, Rancho Cucamonga, CA 91730

<b>UK</b>	<b>REP</b>
-----------	------------

E-CrossStu GmbH  
Mainzer Landstr.69, 60329 Frankfurt am Main.

<b>EC</b>	<b>REP</b>
-----------	------------

YH CONSULTING LIMITED.  
C/O YH Consulting Limited Office 147, Centurion House, London Road, Staines-upon-Thames, Surrey, TW18 4AX

**Made In China**

**VEVOR<sup>®</sup>**

**TOUGH TOOLS, HALF PRICE**

**Technical Support and E-Warranty Certificate**

**[www.vevor.com/support](http://www.vevor.com/support)**