

VEVOR[®]

TOUGH TOOLS, HALF PRICE

Technical Support and E-Warranty Certificate www.vevor.com/support

CHIMNEY CAP

MODEL: YC4

We continue to be committed to provide you tools with competitive price.

"Save Half", "Half Price" or any other similar expressions used by us only represents an estimate of savings you might benefit from buying certain tools with us compared to the major top brands and does not necessarily mean to cover all categories of tools offered by us. You are kindly reminded to verify carefully when you are placing an order with us if you are actually saving half in comparison with the top major brands.

VEVOR®

TOUGH TOOLS, HALF PRICE

CHIMNEY CAP

MODEL: YC4



NEED HELP? CONTACT US!

Have product questions? Need technical support? Please feel free to contact us:

Technical Support and E-Warranty Certificate
www.vevor.com/support

This is the original instruction, please read all manual instructions carefully before operating. VEVOR reserves a clear interpretation of our user manual. The appearance of the product shall be subject to the product you received. Please forgive us that we won't inform you again if there are any technology or software updates on our product.



Safety & Warning


- Read and understand this entire manual before assembling, installing, operating, or servicing this product. Failure to follow these warnings and instructions can cause death, personal injury or damage to valuable property.
- Wear ANSI-approved safety goggles, heavy-duty work gloves and safety shoes during assembly and installation of this product. Keep bystanders out of the area during assembly
- Do not assemble when tired or when under the influence of alcohol, drugs or medication.
- Use as intended only. **TO PREVENT SERIOUS INJURY AND DEATH FROM TIPPING: DO NOT SIT, STAND OR CLIMB ON THIS ITEM.**
- **This product is not a toy. Do not allow children to play with or near this item.**
- Before use, inspect the general condition of the product. Check for: broken, cracked, or bent parts, loose or missing parts, and any condition that may affect the proper function of the product.
- Ensure only genuine parts are used for replacement & Repair.

SAVE THESE INSTRUCTIONS

PRODUCT PARAMETERS

Model	YC4
Chimney Size for Horizontal Installation	Length of the Long External Side: 14.17-14.96 inch (360-400 mm) Length of the Short External Side: 14.17-14.96 inch (360-400 mm)
Chimney Size for Vertical Installation	Length of the Long External Side: 9.44-11.81 inch (240-300 mm) Length of the Short External Side: 9.44-11.81 inch (240-300 mm)


ACCESSORY LIST




Part	Description	Qty
1	Coaming A	2
2	Coaming B	2
3	Roof	1
4	Inner reinforced edge strip A	2
5	Inner reinforced edge strip B	2
6	External installation of edge strips A	2
7	External installation of edge strips B	2
8	Cross round head screw M5x60	8
9	Cross round head screw M5x8	34
10	Flange nut M5	50
11	Cross round head self-tapping screw M5x16	8
12	Manual	1

OPERATION


1. Check whether the product parts and accessories are complete.



2. Fix the 4 coamings(A/B) with screw M5*8 and flange nut M5.



3. Fix the 4 inner reinforced edge strip with screw M5*8 and flange nut M5.



Inner reinforced edge strip A/B

4. Assemble the roof to the 4 coamings with screw M5*8 and flange nut M5.



5. Two optional installation Horizontal installation or Vertical installation.

5-1. Horizontal installation:

Assemble the External installation of edge strips A/B to the 4 coamings with screw M5*60 and flange nut M5.



External installation of edge strips A/B


Install the chimney cap as a whole onto the surface of the chimney with cross round head self-tapping screw M5x16.



cross round head
self-tapping screw
M5x16

5-2 Vertical installation:

Place the chimney cap on the outer wall of the chimney and install it with screw M5*60 and flange nut M5, with the end of the screw pressing against the outer wall of the chimney.



Top tightly against the
outer wall of the chimney

Manufacturer: Shanghaimuxinmuyeyouxiangongsi

Address: Shuangchenglu 803nong11hao1602A-1609shi, baoshanqu, shanghai 200000 CN.

Imported to AUS: SIHAO PTY LTD. 1 ROKEVA STREETEASTWOOD NSW 2122 Australia

Imported to USA: Sanven Technology Ltd. Suite 250, 9166 Anaheim Place, Rancho Cucamonga, CA 91730

UK	REP
-----------	------------

YH CONSULTING LIMITED. C/O YH Consulting Limited Office 147, Centurion House, London Road, Staines-upon-Thames, Surrey, TW18 4AX

EC	REP
-----------	------------

E-CrossStu GmbH
Mainzer Landstr.69,
60329 Frankfurt am Main.

VEVOR[®]

TOUGH TOOLS, HALF PRICE

Technical Support and E-Warranty Certificate

www.vevor.com/support