

VEVOR[®]

TOUGH TOOLS, HALF PRICE

Technical Support and E-Warranty Certificate

www.vevor.com/support

WATCH CASE OPENER

USER MANUAL

We continue to be committed to provide you tools with competitive price. "Save Half", "Half Price" or any other similar expressions used by us only represents an estimate of savings you might benefit from buying certain tools with us compared to the major top brands and does not necessarily mean to cover all categories of tools offered by us. You are kindly reminded to verify carefully when you are placing an order with us if you are actually saving half in comparison with the top major brands.

VEVOR®

TOUGH TOOLS, HALF PRICE

WATCH CASE OPENER

MODEL: 5700



(The picture is for reference only, please refer to the actual object)

NEED HELP? CONTACT US!

Have product questions? Need technical support? Please feel free to contact us:

Technical Support and E-Warranty Certificate
www.vevor.com/support

This is the original instruction, please read all manual instructions carefully before operating. VEVOR reserves a clear interpretation of our user manual. The appearance of the product shall be subject to the product you received. Please forgive us that we won't inform you again if there are any technology or software updates on our product.

SAFETY INSTRUCTION AND PRECAUTIONS




WARNING:

Read this material before using this product. Failure to do so can result in serious injury.

1. This product is not a toy. Do not allow children to play with this item.
2. Use as intended only.
3. **Work area safety:** Keep the workplace clean and bright. Chaos and dark places can cause an accident.

This product is a professional tool for the watch industry, and it needs professionals with certain basic knowledge of watch disassembly and assembly to use it.

emoval tool: place the strap on the gray rice seat, and use the punching pin and Use of the strap rthe metal hammer.




Installation of 5700 open meter machine ①: a pair of black steel teeth [(2), a total of 126 lip-sync] embedded in the connection head.



Installation of 5700 open machine ②: Connect the connector and 5700 open machine together.



Installation of 5700 opener ③: fixed ① of the case: Install the black base on the operating table of 5700 opener, and insert the four fixed heads into the black base in turn.



Installation of the 5700 watch machine ③: fixation of the case ②: You need to remove all the watchband before using the second way. Each of the white case fixed seats of the same size are directly inserted into the console of the 5700 watch machine. After putting the case into the case, tighten the screws at both ends to make the case fixed.



5700 open machine installation ④: after the steering wheel is pressed, make the ends of the black steel teeth embedded in case back cover relative two grooves (generally common spin bottom type back cover will have six grooves), steel teeth card into the groove, tighten the screws at both ends of the connector, make the steel teeth tightly stuck the case on the back cover groove, rotating 5700 open machine steering wheel, can make the case back cover rotation open.




5700 open machine used to open the Rolex / Di tuo table back cover method ①: speak 5538 open device in the connector is installed on the 5700 open machine.



②: Connect a 5538 meter opener mold corresponding to the rear cover size (6 in total) with the connector head.



5700 open meter machine used to open the Rolex / table table back cover ③: after the 5700 open meter machine steering wheel press, make the 5538 open meter mold and the Rolex / table back cover teeth grain close contact, and then rotate the steering wheel counterclockwise, the back cover rotation open.



	Items	Description
1	Name	Watch case opener
2	Model	5700
3	Parameter	Max open watch case: 63mm

Address: Shuangchenglu 803nong11hao1602A-1609shi, baoshanqu, shanghai 200000 CN.

Imported to AUS: SIHAO PTY LTD, 1 ROKEVA STREETEASTWOOD NSW 2122 Australia

Imported to USA: Sanven Technology Ltd., Suite 250, 9166 Anaheim Place, Rancho Cucamonga, CA 91730

EC	REP
-----------	------------

E-CrossStu GmbH
Mainzer Landstr.69, 60329 Frankfurt am Main.

UK	REP
-----------	------------

YH CONSULTING LIMITED.
C/O YH Consulting Limited Office 147, Centurion House,
London Road, Staines-upon-Thames, Surrey, TW18 4AX

VEVOR[®]
TOUGH TOOLS, HALF PRICE

Technical Support and E-Warranty Certificate
www.vevor.com/support