

VEVOR[®]

TOUGH TOOLS, HALF PRICE

Technical Support and E-Warranty Certificate www.vevor.com/support

UNIVERSAL KNIFE HOLDER USER MANUAL

We continue to be committed to provide you tools with competitive price.

"Save Half", "Half Price" or any other similar expressions used by us only represents an estimate of savings you might benefit from buying certain tools with us compared to the major top brands and does not necessarily mean to cover all categories of tools offered by us. You are kindly reminded to verify carefully when you are placing an order with us if you are actually saving half in comparison with the top major brands.

VEVOR®

TOUGH TOOLS, HALF PRICE

Universal Knife Holder

Thanks for purchasing one of our products, please read carefully the assembly instructions before the installation.



Model: CH23015

NEED HELP? CONTACT US!

Have product questions? Need technical support? Please feel free to contact us: Technical Support and E-Warranty Certificate
www.vevor.com/support

This is the original instruction, please read all manual instructions carefully before operating. VEVOR reserves a clear interpretation of our user manual. The appearance of the product shall be subject to the product you received. Please forgive us that we won't inform you again if there are any technology or software updates on our product.

WARNING:

Please read this manual carefully before using the product. Failure to do so may result in serious injury.

USE PRECAUTIONS









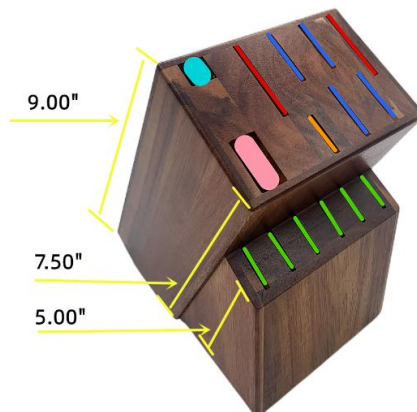
WARNING: TO PREVENT SERIOUS INJURY FROM TIPPING:

1. This product is not a toy. Do not allow children to play with or approach this item.
2. Use on flat, level, and hard surfaces only.
3. Do not stand or step on this product. You may fall which may cause personal injury.

SAVE THESE INSTRUCTIONS

The longest tool size allowed is shown below.

	1.18"x0.59"
	0.59"x0.59"
	1.96"x0.157"
	1.38"x0.157"
	0.98"x0.157"
	0.98"x0.118"



Cleaning

Clean the magnetic bar only with a dry or slightly moist cloth without any chemical substances. The bar is not dishwasher-safe.

Timber Care

- Hand wash only in warm, soapy water. Rinse with clean water.
- Minimise the amount of time water is in contact with the timber, do not soak.
 - Do not use excessively hot water.
 - Very important: dry thoroughly via wiping down and allow the item to air.
 - Note: Frequent, excessive washing will require the timber surface to be retreated.

Manufacturer: Shanghaimuxinmuyeyouxiangongsi

Address: Shuangchenglu 803nong11hao1602A-1609shi, baoshanqu, shanghai 200000 CN.

Imported to AUS: SIHAO PTY LTD. 1 ROKEVA STREETEASTWOOD NSW 2122 Australia

Imported to USA: Sanven Technology Ltd. Suite 250, 9166 Anaheim Place, Rancho Cucamonga, CA 91730



E-CrossStu GmbH
Mainzer Landstr.69, 60329 Frankfurt am Main.



YH CONSULTING LIMITED.
C/O YH Consulting Limited Office 147, Centurion House,
London Road, Staines-upon-Thames, Surrey, TW18 4AX

VEVOR®

TOUGH TOOLS, HALF PRICE

Support and E-Warranty Certificate www.vevor.com/support