

VEVOR[®]

TOUGH TOOLS, HALF PRICE

Technical Support and E-Warranty Certificate

www.vevor.com/support

LAB DISTILLATION APPARATUS

USER MANUAL

MODEL:YHEO-1

We continue to be committed to provide you tools with competitive price.

"Save Half", "Half Price" or any other similar expressions used by us only represents an estimate of savings you might benefit from buying certain tools with us compared to the major top brands and does not necessarily mean to cover all categories of tools offered by us. You are kindly reminded to verify carefully when you are placing an order with us if you are actually saving half in comparison with the top major brands.

VEVOR®

TOUGH TOOLS, HALF PRICE

LAB DISTILLATION
APPARATUS

MODEL:YHEO-1



NEED HELP? CONTACT US!

Have product questions? Need technical support? Please feel free to contact us:

Technical Support and E-Warranty Certificate
www.vevor.com/support

This is the original instruction, please read all manual instructions carefully before operating. VEVOR reserves a clear interpretation of our user manual. The appearance of the product shall be subject to the product you received. Please forgive us that we won't inform you again if there are any technology or software updates on our product.

SAFETY INSTRUCTIONS

WARNING:

Read this material before using this product. Failure to do so can result in serious injury.

Assembly precautions

1. Assemble only according to these instructions. Improper assembly can create hazards.
2. Wear safety goggles and duty work gloves during assembly.
3. Keep the assembly area clean and well-lit.
4. Keep bystanders out of the area during assembly.
5. Do not assemble when tired or when under the influence of alcohol, drugs or medication.
6. The product capabilities apply to properly and completely assembled products only.
7. Assemble on a flat, level, hard and smooth surface capable of safely supporting the Lab Distillation Apparatus.
8. For additional information regarding the parts listed in the following pages, please refer to the Assembly Diagram of this manual. Unwrap and separate all parts in a clean work area.

Use precautions

1. **DO NOT SIT OR STAND ON THIS ITEM.**
2. This product is not a toy. Do not allow children to play with or near this item.
3. Do not exceed weight capacities.
4. Use only on a flat, level, hard and smooth surface capable of safely supporting a fully loaded Lab Distillation Apparatus.
5. Use as intended only.
6. Inspect before every use; do not use if parts are loose or damaged.

SAVE THIS MANUAL

PARTS LIST

Thank you very much for choosing this model. Glass fittings should always be handled with care. Please read all of the instructions before using it. The information will help you achieve the best possible results.

Parts name	Number of parts	Description
Two-necked flat bottom flask	1	2000ml
Opposite mouth flask	1	2000ml
Coil condenser	1	24/40 ground glass joint
Conical flask	1	150ml
Gas guide tube	1	24/40 ground glass joint, 40/38 ground glass joint
Glass stopper	2	24/40
Separatory funnel	1	24/40 ground glass joint, 100ml
beaker	1	150ml
Glue head dropper	2	Red glue head
thermometer	1	200°C
Thermometer adapter	1	24/40 ground glass joint
Latex tubing	1	6*9*2000mm
Vacuum grease	1	Vaseline
Flask brush	1	Big size
Electronic hot plate	1	1500W
Essential oil bottle	2	30ml brown bottle
Iron support stand	1	With 60cm supporting pole
Plastic clip	3	2 of 24/40, 1 of 40/38
Cross clamp	2	/
Flask clamp	2	/
Circular ring	1	7.3cm

OPERATION

1. Place the Two-necked flat bottom flask on the electronic hot plate;




2. Fix the flask with a flask clamp;



3. Install the opposite mouth flask;




4. Install the gas guide tube and fix it with a plastic clip;




5. Install the coil condenser and fix it with a claw clamp;



6. Install the separatory funnel and fix it with a plastic clip;



7. Install the thermometer adapter and the thermometer at the branch of the two-necked flat bottom flask.



PRODUCT PARAMETER

Model	YHEO-1		
Power	1500W		
Voltage	AC 120V ,60HZ	AC 220-240V ,50HZ	
Region	AMERICA	EUROPE	AUSTRALIA

RECOVERY AND DISPOSAL

This product complies with the provisions of the European Directive 2012/19/EC. The symbol marked with a crossed out wheelie bin indicates that this product requires separate recycling in the EU. The same is true for products and all accessories marked with this symbol. Products marked as such must not be disposed of with normal household waste, but must be taken to a collection point for the recycling of electrical and electronic equipment.



Manufacturer: Shanghaimuxinmuyeyouxiangongsi

Address: Shuangchenglu 803nong11hao1602A-1609shi, baoshanqu, shanghai 200000 CN.

Imported to AUS: SIHAO PTY LTD. 1 ROKEVA STREETEASTWOOD NSW 2122 Australia

Imported to USA: Sanven Technology Ltd. Suite 250, 9166 Anaheim Place, Rancho Cucamonga, CA 91730



E-CrossStu GmbH
Mainzer Landstr.69,
60329 Frankfurt am Main.



YH CONSULTING LIMITED.
C/O YH Consulting Limited Office 147,
Centurion House, London Road,
Staines-upon-Thames, Surrey, TW18 4AX

VEVOR[®]

TOUGH TOOLS, HALF PRICE

Technical Support and E-Warranty Certificate

www.vevor.com/support