

# **VEVOR<sup>®</sup>**

**TOUGH TOOLS, HALF PRICE**

Technical Support and E-Warranty Certificate [www.vevor.com/support](http://www.vevor.com/support)

## **PIPE WRENCH USER MANUAL**

**MODEL:TD0501A36, TD0501A48**

We continue to be committed to provide you tools with competitive price.


"Save Half", "Half Price" or any other similar expressions used by us only represents an estimate of savings you might benefit from buying certain tools with us compared to the major top brands and does not necessarily mean to cover all categories of tools offered by us. You are kindly reminded to verify carefully when you are placing an order with us if you are actually saving half in comparison with the top major brands.



# VEVOR®

TOUGH TOOLS, HALF PRICE

## PIPE WRENCH








**Note:** The actual product you receive determines its look.

### **NEED HELP? CONTACT US!**

Have product questions? Need technical support? Please feel free to contact us: Technical Support and E-Warranty Certificate [www.vevor.com/support](http://www.vevor.com/support)

This is the original instruction, please read all manual instructions carefully before operating. VEVOR reserves a clear interpretation of our user manual. The appearance of the product shall be subject to the product you received. Please forgive us that we won't inform you again if there are any technology or software updates on our product.

## Important safety instructions

	Warning - To reduce the risk of injury, user must read instructions manual carefully.
	Warning- Be sure to wear ear protectors when using this product.
	Warning- Be sure to wear eye protectors when using this product.
	Warning- Be sure to wear dust masks when using this product.
	Warning- Be sure to wear gloves when using this product.

### **WARNING!**

1. Use the product only after receiving professional metalworking training.
2. Wear necessary personal protective equipment such as safety goggles, earplugs, and protective gloves during use.
3. Ensure that the workspace remains clean, dry, and well-ventilated during operation.
4. keep away from children.


## 2. Product Introduce

The clamp head is forged with high quality chromium vanadium steel, the overall quenching treatment, the clamp hardness reaches HRC55-60, the numerical control machine tool production knurled large nut, easy to adjust the upper and lower bite clamp tooth design, the clamping force is stronger. Precision casting clamp body, large torque, save effort, use high quality

explosive powder, rust and anti-aging. The handle is ergonomic, comfortable and not easy to slip.

This product is widely used in oil pipeline and civil pipeline installation, the use of pipe pliers can make the pipe rotation to complete the connection. It works by converting the clamp force into torque force, which is more applied in the direction of torsion, which means that the jaws are clamped tighter.

### 3.Product Structure



### 4. Notes for use:

1. This product is not intended for use with electrically charged objects
2. Always wear protective tools when using
3. This product has sharp teeth and heavy weight, please pay attention to safety when using at high altitude.
4. Please grease the jaws for a long time to prevent rust.
5. When using a pipe wrench, it is not allowed to hit the handle with a hammer, sleeve or extend the handle.  
It is not allowed to be used when it is overloaded, and it is not allowed to use tractors, winches and other machinery to drag it overloaded.  
To avoid unsafe accidents
6. When using, it is not allowed to beat with a hammer, so as not to damage the parts and affect the use.

## 5. Parameter

Items	Model	TD0501A48	TD0501A36
1	Overall Length	46.4inch	36inch
2	Max opening Size	150mm	150mm
3	Plier Jaws Hardness	≥52HRC	≥52HRC
4	I-Beam Handle	√	√

## 6. Maintenance

Pay attention to storage and maintenance, and do not place it in an environment that may easily cause rust.

Manufacturer: Shanghaimuxinmuyeyouxiangongsi

Address: Shuangchenglu 803nong11hao1602A-1609shi, baoshanqu, shanghai 200000 CN.

EC REP: E-CrossStu GmbH.

Mainzer Landstr.69, 60329 Frankfurt am Main.

UK REP: YH CONSULTING LIMITED.

C/O YH Consulting Limited Office 147, Centurion House, London Road, Staines-upon-Thames, Surrey, TW18 4AX

Imported to AUS: SIHAO PTY LTD.

1 ROKEVA STREETEASTWOOD NSW 2122 Australia

Imported to USA: Sanven Technology Ltd.

Suite 250, 9166 Anaheim Place, Rancho Cucamonga, CA 91730



**VEVOR**<sup>®</sup>  
TOUGH TOOLS, HALF PRICE

Technical Support and E-Warranty Certificate  
[www.vevor.com/support](http://www.vevor.com/support)