

VEVOR[®]

TOUGH TOOLS, HALF PRICE

Technical Support and E-Warranty Certificate www.vevor.com/support

METAL GARDEN FENCE

USER MANUAL

We continue to be committed to provide you tools with competitive price.

"Save Half", "Half Price" or any other similar expressions used by us only represents an estimate of savings you might benefit from buying certain tools with us compared to the major top brands and does not necessarily mean to cover all categories of tools offered by us. You are kindly reminded to verify carefully when you are placing an order with us if you are actually saving half in comparison with the top major brands.

VEVOR®

TOUGH TOOLS, HALF PRICE

METAL GARDEN
FENCE

610x330-10 , 610x330-28



NEED HELP? CONTACT US!

Have product questions? Need technical support? Please feel free to contact us:

Technical Support and E-Warranty Certificate www.vevor.com/support

This is the original instruction, please read all manual instructions carefully before operating. VEVOR reserves a clear interpretation of our user manual. The appearance of the product shall be subject to the product you received. Please forgive us that we won't inform you again if there are any technology or software updates on our product.

SAFETY WARNING

Read these instructions before using this product. Failure to do so can result in serious injury.

Assembly precautions

1. Assemble only according to these instructions. Improper assembly can create hazards.
2. Wear ANSI-approved safety goggles and heavy-duty work gloves during assembly.
3. Keep the assembly area clean and well lit.
4. Keep bystanders out of the area during assembly.
5. Do not assemble while tired or when under the influence of alcohol, drugs or medication.
6. Product capabilities apply to properly and completely assembled products only.
7. For additional information regarding the parts listed in the following pages, please refer to the Assembly Diagram in this manual. Unwrap and separate all parts in a clean work area.

Use precautions

1. DO NOT SIT, STAND OR CLIMB ON THIS ITEM.
2. This product is not a toy. Do not allow children to play with this item.
3. Use as intended only.

SAVE THESE INSTRUCTIONS

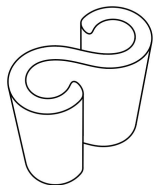
SPECIFICATIONS

Model	610x330-10 , 610x330-28
Size of Single Fence	610×330mm
Color	Black

COMPONENTS

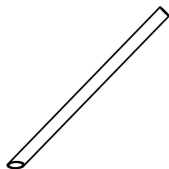
Model: 610x330-10

A




S-shaped buckle X20

B



Foot of the fence X20

C

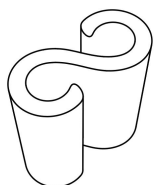


Fence X10

NOTE: In order to facilitate the user to install this product, we have connected five fences in a group with the S-shaped buckle. If the user does not need the fence to be connected together, they can disassemble it themselves.

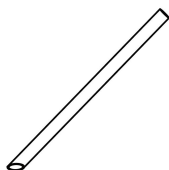
Model: 610x330-28

A




S-shaped buckle X56

B



Foot of the fence X56

C

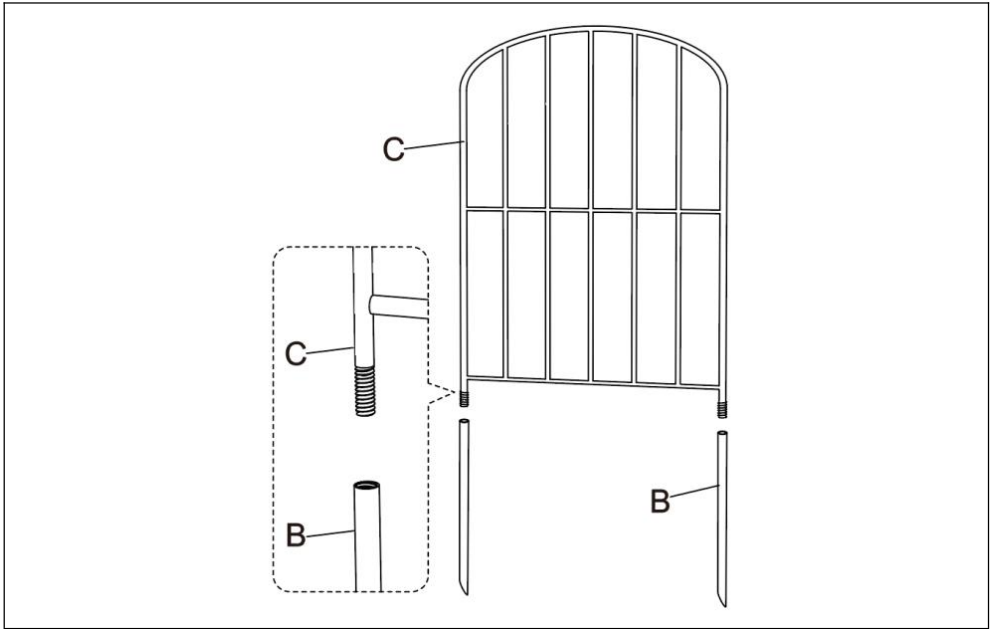


Fence X28

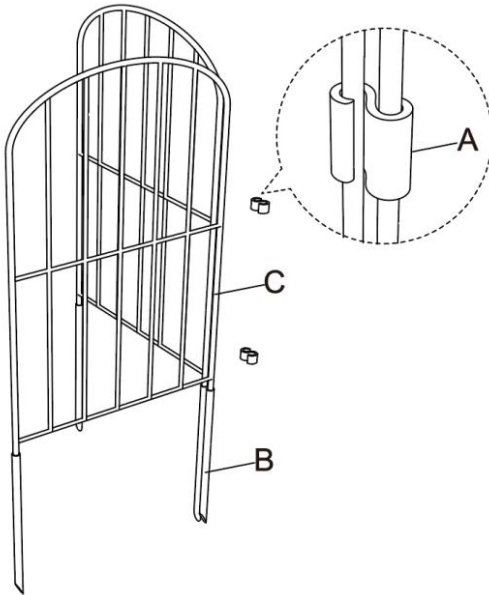
NOTE: In order to facilitate the user to install this product, we have connected seven fences in a group with the S-shaped buckle. If the user does not need the fence to be connected together, they can disassemble it themselves.

Assembly Instructions

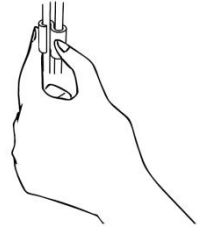
NOTE: The feet of the fence are sharp, and protective gloves should be worn when installing them. At the same time, pay attention to prevent the fence foot from stabbing feet and other parts of the body.



Connect B with A

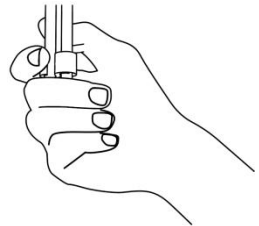


Install the S-shaped buckle




Hold the fence with your hand and press it into the fence with your thumb along the opening direction of the S-shaped buckle.

Remove the S-shaped buckle



Hold the fence in your hand and pull it off with your fingers in the opposite direction of the S-buckle opening direction.

Select the appropriate mode according to your needs.



NOTE: Users can further strengthen the connection between the fences using the rolling tape according to their own needs.

Manufacturer: Shanghaimuxinmuyeyouxiangongsi

Address: Shuangchenglu 803nong11hao1602A-1609shi, baoshanqu, shanghai 200000 CN.

EC REP: E-CrossStu GmbH.

Mainzer Landstr.69, 60329 Frankfurt am Main.

UK REP: YH CONSULTING LIMITED.

C/O YH Consulting Limited Office 147, Centurion House, London Road, Staines-upon-Thames, Surrey, TW18 4AX

Imported to AUS: SIHAO PTY LTD.

1 ROKEVA STREETEASTWOOD NSW 2122 Australia

Imported to USA: Sanven Technology Ltd.

Suite 250, 9166 Anaheim Place, Rancho Cucamonga, CA 91730

VEVOR[®]

TOUGH TOOLS, HALF PRICE

Technical Support and E-Warranty Certificate

www.vevor.com/support