

# **VEVOR<sup>®</sup>**

**TOUGH TOOLS, HALF PRICE**

Technical Support and E-Warranty Certificate [www.vevor.com/support](http://www.vevor.com/support)

## **FREE STANDING WOODEN PET GATE**

**MODEL: JYW-6024**

We continue to be committed to provide you tools with competitive price.

"Save Half", "Half Price" or any other similar expressions used by us only represents an estimate of savings you might benefit from buying certain tools with us compared to the major top brands and does not necessarily mean to cover all categories of tools offered by us. You are kindly reminded to verify carefully when you are placing an order with us if you are actually saving half in comparison with the top major brands.

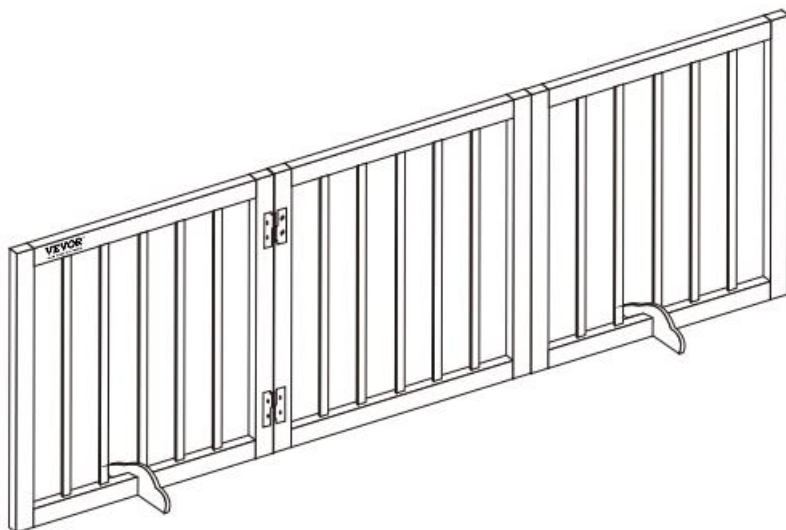


# VEVOR®

TOUGH TOOLS, HALF PRICE

FREE STANDING WOODEN  
PET GATE

MODEL: JYW-6024



## NEED HELP? CONTACT US!

Have product questions? Need technical support? Please feel free to contact us:

**Technical Support and E-Warranty Certificate**  
[www.vevor.com/support](http://www.vevor.com/support)

This is the original instruction, please read all manual instructions carefully before operating. VEVOR reserves a clear interpretation of our user manual. The appearance of the product shall be subject to the product you received. Please forgive us that we won't inform you again if there are any technology or software updates on our product.

## SAFETY INSTRUCTIONS

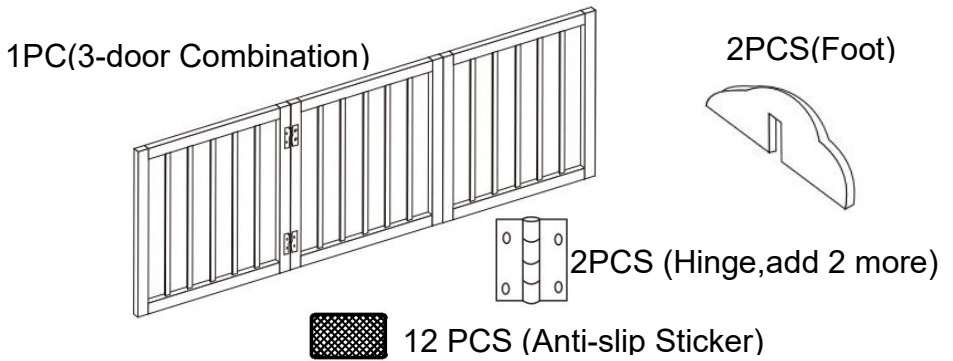
**WARNING:** Always follow basic safety precautions when using these devices. These include:

1. To prevent serious injury or death, securely install the gate or enclosure and use it according to manufacturer instructions.
2. Never use with a child able to climb over or dislodge /open the gate or enclosure.
3. Never leave a child unattended. This product will not necessarily prevent all accidents.
4. This product is intended for use with small to medium pets.
5. This safety gate must **NOT** be fitted across window openings and the like.
6. Install this away from heaters and other sources of heat.
7. If the gate is used at the bottom of stairs to prevent the child from climbing up the stairs, it must be placed on the lowest stairs.
8. If the gate is used at the top of the stairs to prevent the child from flinging down the stairs, it **MUST BE POSITIONED** 7.87in **BACK** from the top step. Keep an eye on your child !
9. **NEVER** use to keep a child away from the pool.

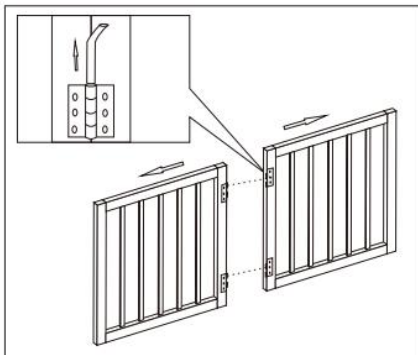
## MODEL AND PARAMETERS

<b>Model</b>	JYW-6024
<b>Single Door Size(WxH)</b>	508x610mm
<b>Gate Count</b>	3
<b>Developed Length</b>	1530mm
<b>Materials</b>	Solid wood
<b>Color</b>	Brown / White

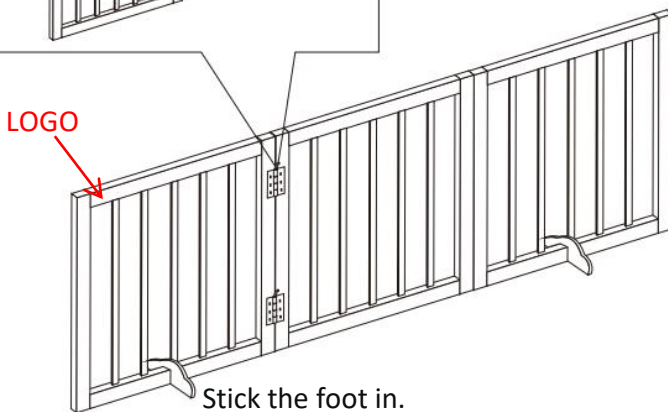
## COMPONENTS



## INSTALLATION



Easy Disassembly: The doors can be separated after manually removing the hinge latch.



**NOTE:** Please attach 2 anti-slip stickers to the bottom of each door & foot .

## MAINTENANCE

1. Clean by using a sponge with warm water or mild detergent.
2. DO NOT use abrasive cleaners or bleach.

**Address:** Baoshanqu Shuangchenglu 803long 11hao 1602A-1609shi Shanghai

**EC REP:** SHUNSHUN GmbH. Römeräcker 9 Z2021,76351

Linkenheim-Hochstetten, Germany

**UK REP:** Pooledas Group Ltd. Unit 5 Albert Edward House, The Pavilions Preston,  
United Kingdom

**Imported to AUS:** SIHAO PTY LTD. 1 ROKEVA STREETEASTWOOD NSW  
2122 Australia

**Imported to USA:** Sanven Technology Ltd. Suite 250, 9166 Anaheim Place,  
Rancho Cucamonga, CA 91730

Made In China



**VEVOR<sup>®</sup>**

**TOUGH TOOLS, HALF PRICE**

**Technical Support and E-Warranty Certificate**

**[www.vevor.com/support](http://www.vevor.com/support)**