VEVOR®

TOUGH TOOLS, HALF PRICE

Technical Support and E-Warranty Certificate www.vevor.com/support

ROOF RACK USER'S MANUAL

MODEL: BYCD-005

We continue to be committed to provide you tools with competitive price. "Save Half", "Half Price" or any other similar expressions used by us only represents an estimated price reduction. Because of the nature of this business, some products may be slightly damaged and shipped intentionally mixing up in all categories of tools offered by us. We are kindly reminded to verify carefully when you are placing an order with us if you are actually saving half in comparison with the top major brands.

VEVOR® **ROOF RACK BYCD-005**

BYCD-005



<Picture Only For Reference >

NEED HELP? CONTACT US!

Have product questions? Need technical support? Please feel free to contact us:

CustomerService@vevor.com

This is the original instruction, please read all manual instructions carefully before operating. VEVOR reserves a clear interpretation of our user manual. The appearance of the product shall be subject to the product you received. Please forgive us that we won't inform you again if there are any technology or software updates on our product.

Read the instructions carefully before using the device

【Catalogue】

1. Technical parameters
2. Safety precautions
3. Product structure diagram
4. Instructions of use
5. Scope of application
6. Common fault analysis

1. Technical parameters

Brand	VEVOR
Model	BYCD-005
Maximum load bearing（lbs）	750
Product size（mm）	1020 × 130 × 310 （single）
Product weight（kg）	14.5

2. Safety precautions

⚠ WARNING

- Read and understand this entire manual before assembling, installing, operating, or servicing this product. Failure to follow these warnings and instructions can cause death, personal injury or damage to valuable property.
- Adhere to all Department of Transportation (D.O.T.) requirements when using this product. Use ropes and tie downs (not included) to securely hold all cargo in place.
- Do not overload the Ladder Rack. Never exceed the maximum weight capacity of 500 Lbs. (this is front and back rack combined capacity.)
- Make sure the vehicle is in a safe place for loading ladders and other cargo. Make sure the vehicle ' s engine is OFF, with parking brake set, before loading or unloading the Ladder Rack.
- Do not use to hold or restrain human or animal weight in any manner.
- When assembly is complete, check and test all vehicle systems including lights and brakes; make sure no damage occurred during product installation.
- This Ladder Rack is designed to carry ladders, lumber, piping, rebar, sports equipment and other long materials. Do not modify the Ladder Rack and do not use this product for purposes that it was not designed for.
- Before and after each use, check to make sure that all hardware is tightly secured. Regularly inspect for damage. If fraying or distortion is found, immediately discontinue use.
- Use common sense when working. Stay alert and concentrate when setting up and using the Ladder Rack. Never work while under the influence of alcohol, drugs or medications.
- While assembling and using the Ladder Rack keep work area clean and well lighted. Keep spectators and children out of the work area.
- Dress appropriately. Never wear loose fitting clothing or jewelry when working. Contain long hair, and keep hair, clothing and gloves away from moving parts.

SAVE THESE INSTRUCTIONS

3. Product structure diagram

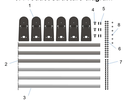

NO.	NAME	QTY	TYPE
1	left and right iron sheet	6	
2	thick tube	3	
3	thin tube	3	
4	plum flower head screw	3	M8X14.5
5	button head socket cap screw	6	M8X29
6	hexagon nuts with flange	36	M8X8
7	carriage bolt	30	M8X10.5
8	plain washer	6	M8

4. Instructions of use

a. First, connect the thin pipe and the thick pipe together, as shown in the figure.



b. Connect together in sequence,carriage bolt - left and right iron sheets - thick pipes (thin pipes) , with a total of three carriage bolts and hexagon nuts with flange at one end.

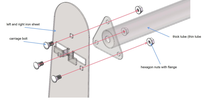

c. Fix clamping the left and right iron sheet and clamping pieces in the car roof drain (left). As shown in the left shown, use bolts and nuts to fit the clamping piece with the left and right iron plates (right). Sequential fit of button head socket cap screw- left and right iron sheet - clamping pieces - washer - hexagon nuts with flange in vertical direction,Sequential fit of carriage bolt - clamping piece - left and right iron sheet - hexagon nuts with flange in horizontal direction. The horizontal fitting quantity of each clamping piece is 2.The product has been installed on the car roof.

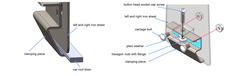

d. Finally, after fitting the length of the roof frame , screw the aplum flower head screw into the welding nut of the thick pipe and tighten it.

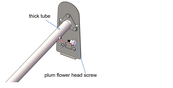



Assembly finished product diagram

5. Scope of application

Van roof

6. Common fault analysis

fault phenomenon	failure cause	solution
Roof rack deformation	The actual load weight exceeds the maximum product load	In use, the actual load weight does not exceed the maximum product load

Manufacturer: Shanghaimuxinmaoyiyouxiangongsi
Address: Shuangchengbu 8029xing12nan1602LA-1609bei, baoshanqu, shanghai 200000 CN
Australian Rep: AUS: SHAO PTY LTD. 1 ROKEVA STREETEASTWOOD NSW 2122 Australia
Imported to USA: Sanwin Technology Ltd. Suite 250, 9166 Anaheim Place, Rancho Cucamonga, CA 91730

UK	REP	YH CONSULTING LIMITED. C/O YH Consulting Limited Office 147, Centurion House, London Road, Staines-upon-Thames, Surrey, TW18 4AX
EC	REP	E-CrossStu GmbH. Mainzer Landstr.69. 60329 Frankfurt am Main.

VEVOR®

TOUGH TOOLS, HALF PRICE

TechnicalSupport and E-Warranty Certificate

www.vevor.com/support

MADE IN CHINA

Machine Translated by Google

VEVOR®
TOUGH TOOLS, HALF PRICE

VEVOR®



( )	
( )	
( )	

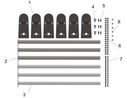

No.	NAME	QTY	TYPE
1	left and right iron sheet	6	
2	thick tube	3	
3	thin tube	3	
4	plum flower head screw	3	M8X14.5
5	button head socket cap screw	6	M8X29
6	hexagon nuts with flange	36	M8X8
7	carriage bolt	30	M8X10.5
8	plain washer	6	M8



b.

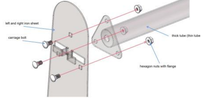

c.



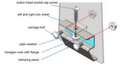







Fabricant : Shanghaimuximoyayouxiangongsi
Adresse : Shuangchengbu 803road Yinxi16Zh 16Shi, baoshanqu, shanghai 200000 CN.

Importé en Australie : SHHO PTY LTD, 1 HOHEVA STREET EASTWOOD NSW 2122 Australie
Importé aux États-Unis : Sanven Technology Ltd. Suite 200, 9166 Anaheim Place, Rancho Cucamonga, CA 91730

YH CONSULTING LIMITÉE
A/S YH Consulting Limited Bureau 147, Centurion House, London Road,
Staines-upon-Thames, Surrey, TW18 4AX

E-CrossEu GmbH
Mainzer Landstr 69,
60329 Frankfurt-auf-le-Main.

VEVOR®
TOUGH TOOLS, HALF PRICE

Machine Translated by Google

VEVOR®
TOUGH TOOLS, HALF PRICE

VEVOR®



( )	
( )	
( )	

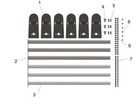

NO.	NAME	QTY	TYPE
1	left and right iron sheet	6	
2	thick tube	3	
3	thin tube	3	
4	plum flower head screw	3	M8X14.5
5	button head socket cap screw	6	M8X29
6	hexagon nuts with flange	36	M8X8
7	carriage bolt	30	M8X10.5
8	plain washer	6	M8

A.



B.

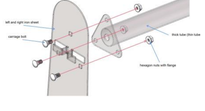

C.



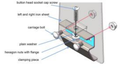

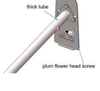



Assembly finished product diagram



Installation position

Hersteller: Shanghaimuyinmuyuanzuoyongyuyu
Adresse: Shuangchengzu 80Shangjiazhai200A 1400mh, baoshanqu, Shanghai 200000 CN.

Nach AUS importiert: SINAO PTY LTD, 3 MCKEVIN STREETEASTWOOD NSW 2122 Australien
Importiert in die USA: Sanven Technology Ltd. Suite 250, 9160 Anaheim Place, Rancho Cucamonga, CA 91730

YH CONSULTING LIMITED
C/O YH Consulting Limited Office 147, Centurion House, London Road,
Staines-upon-Thames, Surrey, TW18 4AX

E-CrossGu GmbH
Mainzer Landstr 69,
60329 Frankfurt am Main.

VEVOR®
TOUGH TOOLS, HALF PRICE

Machine Translated by Google

VEVOR®
TOUGH TOOLS, HALF PRICE

VEVOR®



( )	
( )	
( )	

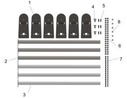

NO.	NAME	QTY	TYPE
1	left and right iron sheet	6	
2	thick tube	3	
3	thin tube	3	
4	plum flower head screw	3	M8X14.5
5	button head socket cap screw	6	M8X29
6	hexagon nuts with flange	36	M8X8
7	carriage bolt	30	M8X10.5
8	plain washer	6	M8



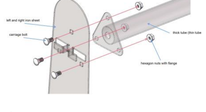



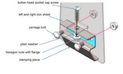

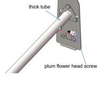



Produttore: Shanghaimuximuyuyuxiangmogo
Indirizzo: Shuangchengbu 80jiexiang2,Hecun501A 420mh, baoshanqu, shanghai 200000 CN.

Importato in AUS: SHHO PTY LTD, 1 ROKEVA STREETEASTWOOD NSW 2122 Australia
Importato negli USA: Sanvon Technology Ltd. Suite 250, 9166 Anaheim Place, Rancho Cucamonga, CA 91730

CONSULENZA 24 LIMITATA
C/O YH Consulting Limited Office 147, Centurion House, London Road,
Staines-upon-Thames, Surrey, TW18 4AX

E-Crossitu GmbH
Mainzer Landstr 69,
60329 Francoforte sul Meno.

VEVOR®
TOUGH TOOLS, HALF PRICE

Machine Translated by Google

VEVOR®
TOUGH TOOLS, HALF PRICE

VEVOR®



( )	
( )	
( )	

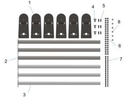

NO.	NAME	QTY	TYPE
1	left and right iron sheet	6	
2	thick tube	3	
3	thin tube	3	
4	plum flower head screw	3	M8X14.5
5	button head socket cap screw	6	M8X29
6	hexagon nuts with flange	36	M8X8
7	carriage bolt	30	M8X10.5
8	plain washer	6	M8

a.



b.

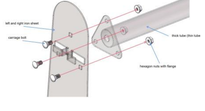

c.







Assembly finished product diagram

Installation position

Fabricante: Shanghaimumaoyouxiangongsi
Dirección: Shuangchengjia 303hong3 Yiwu NGOA-100bin, baoshanqu, shanghai 200000 CN.

Importado a Australia: SHAO PTY LTD, 1 ROHEVIA STREETEASTWOOD NSW 2122 Australia
Importado a EE. UU.: Sanven Technology Ltd. Suite 250, 9160 Anaheim Place, Rancho Cucamonga, CA 91730

YH CONSULTING LIMITADA
C/O YH Consulting Limited Dhorne 147, Centurion House, London Road,
Staines-upon-Thames, Surrey, TW18 4AX

E-Crossfox GmbH
Mainzer Landstr 69,
60329 Frankfurt am Main.

VEVOR®
TOUGH TOOLS, HALF PRICE

Machine Translated by Google

VEVOR®
TOUGH TOOLS, HALF PRICE

VEVOR®



( )	
( )	
( )	

A.

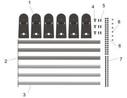

NO.	NAME	QTY	TYPE
1	left and right iron sheet	6	
2	thick tube	3	
3	thin tube	3	
4	plum flower head screw	3	M8X14.5
5	button head socket cap screw	6	M8X29
6	hexagon nuts with flange	36	M8X8
7	carriage bolt	30	M8X10.5
8	plain washer	6	M8

B.





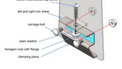

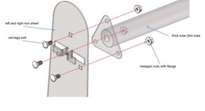

C.

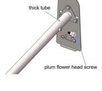



Assembly finished product diagram



Installation position

Producers: Shanghaimoumoyouxiangongsi
Adres: Shuangchengliu 800nong1hao1400zh 1609ch, baoshanqu, suanghai,200000 CN

Importeurs: Importeur de AUS: SIHAO PTY LTD, 1 ROKEWA STREETSEATWOOD NSW 2122 Australia
Importeurs: Importeur de USA: Sanven Technology Ltd. Suite 250, 9166 Anaheim Place, Rancho Cucamonga, CA 91730

IN CONSULTING LIMITED:
C/O IN Consulting Limited Blues 147, Centurion House, London Road, Staines-upon-Thames, Surrey, TW18 4AX

E-Crossbu GmbH:
Mainzer Landstr 69, 60329 Frankfurt nad Menem.

VEVOR®
TOUGH TOOLS, HALF PRICE

Machine Translated by Google

VEVOR®
TOUGH TOOLS, HALF PRICE

VEVOR®



( )	
( )	
( )	

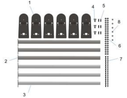

NO.	NAME	QTY	TYPE
1	left and right iron sheet	6	
2	thick tube	3	
3	thin tube	3	
4	plum flower head screw	3	M8X14.5
5	button head socket cap screw	6	M8X29
6	hexagon nuts with flange	36	M8X8
7	carriage bolt	30	M8X10.5
8	plain washer	6	M8

A.



B.

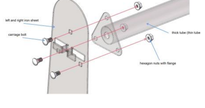

C.



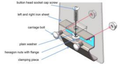





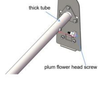

Fabrikant: Shanghaimuxinmoyuyouxiangongsi
Adres: Shuangchengbi 955hong12haoS03A 1304etc, baoshanqu, shanghai 200000 CN

Gérnpoatment naar AUS: SWAO PTY LTD, 1 RONEVA STREETEASTWOOD NSW 2122 Australië
Gérnpoatment naar de VS: Sanwen Technology Ltd. Suite 250, 9166 Anaheim Place, Rancho Cucamonga, CA 91730

YH CONSULTING LIMITED:
C/O YH Consulting Limited Kantoor 147, Centurion House, London Road,
Staines-upon-Thames, Surrey, TW18 4AX

E-Crossfox GmbH:
Mainzer Landstr 69,
60329 Frankfurt am Main.

VEVOR®
TOUGH TOOLS, HALF PRICE

Machine Translated by Google

VEVOR®
TOUGH TOOLS, HALF PRICE

VEVOR®



( )	
( )	
( )	

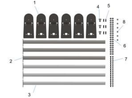

NO.	NAME	QTY	TYPE
1	left and right iron sheet	6	
2	thick tube	3	
3	thin tube	3	
4	plum flower head screw	3	M8X14.5
5	button head socket cap screw	6	M8X29
6	hexagon nuts with flange	36	M8X8
7	carriage bolt	30	M8X10.5
8	plain washer	6	M8

a .



b .

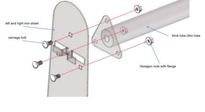

c .



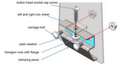





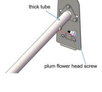

Tiktoftrade: Shanghaimuxinmaoyiyouxiangongsi
Address: Shuangchengbu 8(Shengji)Yao1002A-1408sets, baoshanqu, shanghai 200000 CN.

Importerand M AUS: SHHiQ PTY LTD: 3 ROKEVA STREETEASTWOOD NSW 2122
Australian:
Importerand M USA: Sanwen Technology Ltd, Suite 250, 9166 Anaheim Place, Rancho Cucamonga, CA 91730

YH CONSULTING LIMITED:
C/O YH Consulting Limited Office 147, Cranburton House, Lorelei Road,
Staines-upon-Thames, Surrey, TW18 4AX

E-CrossGu GmbH:
Mainzer Landstr 65,
60329 Frankfurt am Main.

VEVOR®
TOUGH TOOLS, HALF PRICE