

VEVOR[®]

TOUGH TOOLS, HALF PRICE

Technical Support and E-Warranty Certificate

www.vevor.com/support

PLASTIC STORAGE BIN

MODEL: V4

We continue to be committed to provide you tools with competitive price.

"Save Half", "Half Price" or any other similar expressions used by us only represents an estimate of savings you might benefit from buying certain tools with us compared to the major top brands and does not necessarily mean to cover all categories of tools offered by us. You are kindly reminded to verify carefully when you are placing an order with us if you are actually saving half in comparison with the top major brands.

VEVOR[®]

TOUGH TOOLS, HALF PRICE

PLASTIC STORAGE BIN

MODEL: V4



NEED HELP? CONTACT US!

Have product questions? Need technical support? Please feel free to contact us:

Technical Support and E-Warranty Certificate
www.vevor.com/support

This is the original instruction, please read all manual instructions carefully before operating. VEVOR reserves a clear interpretation of our user manual. The appearance of the product shall be subject to the product you received. Please forgive us that we won't inform you again if there are any technology or software updates on our product.

SAFETY INSTRUCTIONS

1. Do not allow children to use, beware of clamping hands !
2. Do not overload.
3. The plastic storage bin should be put gently to avoid damage caused by uneven force when landing.
4. When placing the goods, they should be placed evenly to avoid the sharp surface directly pressing on the bottom of the case.
5. It is strictly prohibited to throw the goods in the plastic turnover box from a height.

MODEL AND PARAMETERS

Model	V4
Quantity	6
Color	Blue/Red
Product Size	276×279×128mm
Load Capacity	30kg
Accessories information	6pcs Dividers+24pcs Pillars+ 12pcs Lables

How to Assemble



① Buckle the pillars.



② label and clear film can be placed in front of the bin.



③ Insert the divider vertically to the groove part in the bin.



④ Put the bin together.



⑤ Insert the pillars into the hole of the bin.



⑥ Align the upper bin with the pillar and assemble it downward.



⑦ Repeat the above steps to assemble as needed.

MAINTENANCE

1. The bin should be avoided from sunlight exposure, so as not to cause aging and shorten the service life.
2. Do not overload.

Address: Baoshanqu Shuangchenglu 803long 11hao 1602A-1609shi
Shanghai

Imported to AUS: SIHAO PTY LTD, 1 ROKEVA STREETEASTWOOD
NSW 2122 Australia

Imported to USA: Sanven Technology Ltd, Suite 250, 9166 Anaheim
Place, Rancho Cucamonga, CA 91730

EC	REP
-----------	------------

SHUNSHUN GmbH
Römeräcker 9 Z2021, 76351
Linkenheim-Hochstetten, Germany

UK	REP
-----------	------------

Pooledas Group Ltd
Unit 5 Albert Edward House, The
Pavilions Preston, United Kingdom

Made In China

VEVOR[®]

TOUGH TOOLS, HALF PRICE

Technical Support and E-Warranty Certificate

www.vevor.com/support

VEVOR[®]

TOUGH TOOLS, HALF PRICE

Assistance technique et certificat de garantie électronique

www.vevor.com/support

BAC DE RANGEMENT EN PLASTIQUE

MODÈLE : V4

We continue to be committed to provide you tools with competitive price.

"Save Half", "Half Price" or any other similar expressions used by us only represents an estimate of savings you might benefit from buying certain tools with us compared to the major top brands and does not necessarily mean to cover all categories of tools offered by us. You are kindly reminded to verify carefully when you are placing an order with us if you are actually saving half in comparison with the top major brands.

VEVOR[®]

TOUGH TOOLS, HALF PRICE

PLASTIC STORAGE BIN

MODÈLE : V4



NEED HELP? CONTACT US!

Have product questions? Need technical support? Please feel free to contact us:

Technical Support and E-Warranty Certificate
www.vevor.com/support

This is the original instruction, please read all manual instructions carefully before operating. VEVOR reserves a clear interpretation of our user manual. The appearance of the product shall be subject to the product you received. Please forgive us that we won't inform you again if there are any technology or software updates on our product.

SAFETY INSTRUCTIONS

6. Ne laissez pas les enfants l'utiliser, méfiez-vous des mains serrées !
7. Ne surchargez pas .
8. Le bac de stockage en plastique doit être posé doucement pour éviter les dommages causés par une force inégale lors de l'atterrissage .
9. Lors du placement des marchandises, elles doivent être placées uniformément pour éviter que la surface tranchante n'appuie directement sur le fond de la caisse .
10. Il est strictement interdit de jeter les marchandises contenues dans la caisse en plastique depuis une hauteur.

MODEL AND PARAMETERS

Modèle	V4
Quantité	6
Couleur	Bleu rouge
Taille du produit	276 × 279 × 128 mm
Capacité de chargement	30 kg
Informations sur les accessoires	6 séparateurs + 24 piliers + 12 étiquettes.

How to Assemble



① Buckle the pillars.



② label and clear film can be placed in front of the bin.



③ Insert the divider vertically to the groove part in the bin.



④ Put the bin together.



⑤ Insert the pillars into the hole of the bin.



⑥ Align the upper bin with the pillar and assemble it downward.



⑦ Repeat the above steps to assemble as needed.

MAINTENANCE

3. Le La poubelle doit être évitée de l'exposition au soleil, afin de ne pas provoquer de vieillissement et de raccourcir la durée de vie .

4. Ne surchargez pas .

Adresse : Baoshanqu Shuangchenglu 803long 11hao 1602A-1609shi
Shanghai

Importé en Australie : SIHAO PTY LTD, 1 ROKEVA STREETASTWOOD
NSW 2122 Australie

Importé aux États-Unis : Sanven Technology Ltd, Suite 250, 9166
Anaheim Place, Rancho Cucamonga, CA 91730



SHUNSHUN GmbH
Römeräcker 9 Z2021, 76351
Linkenheim-Hochstetten, Germany



Pooledas Group Ltd
Unit 5 Albert Edward House, The
Pavilions Preston, United Kingdom

Fabriqué en Chine

VEVOR[®]

TOUGH TOOLS, HALF PRICE

Technique Assistance et certificat de garantie électronique

www.vevor.com/support

VEVOR[®]

TOUGH TOOLS, HALF PRICE

Zertifikat für technischen Support und E-Garantie

www.vevor.com/support

AUFBEWAHRUNGSBEHÄLTER AUS KUNSTSTOFF MODELL: V4

We continue to be committed to provide you tools with competitive price. "Save Half", "Half Price" or any other similar expressions used by us only represents an estimate of savings you might benefit from buying certain tools with us compared to the major top brands and does not necessarily mean to cover all categories of tools offered by us. You are kindly reminded to verify carefully when you are placing an order with us if you are actually saving half in comparison with the top major brands.

VEVOR[®]

TOUGH TOOLS, HALF PRICE

PLASTIC STORAGE BIN

MODELL: V4



NEED HELP? CONTACT US!

Have product questions? Need technical support? Please feel free to contact us:

Technical Support and E-Warranty Certificate
www.vevor.com/support

This is the original instruction, please read all manual instructions carefully before operating. VEVOR reserves a clear interpretation of our user manual. The appearance of the product shall be subject to the product you received. Please forgive us that we won't inform you again if there are any technology or software updates on our product.

SAFETY INSTRUCTIONS

11. Erlauben Sie Kindern nicht, es zu benutzen. Achten Sie darauf, dass Sie sich nicht die Hände einklemmen !
12. Nicht überladen .
13. Der Kunststoff- Aufbewahrungsbehälter sollte vorsichtig abgestellt werden , um Schäden durch ungleichmäßige Krafteinwirkung bei der Landung zu vermeiden .
14. Bei der Platzierung der Waren sollten diese gleichmäßig platziert werden, um zu vermeiden, dass die scharfe Oberfläche direkt auf den Boden des Koffers drückt .
15. Es ist strengstens verboten, die Ware in der Kunststoff-Wendebox aus der Höhe zu werfen.

MODEL AND PARAMETERS

Modell	V4
Menge	6
Farbe	Blau Rot
Produktgröße	276 × 279 × 128 mm
Tragfähigkeit	30kg
Informationen zum Zubehör	6 Stück Trennwände + 24 Stück Säulen + 12 Stück Etiketten

How to Assemble



① Buckle the pillars.



② label and clear film can be placed in front of the bin.



③ Insert the divider vertically to the groove part in the bin.



④ Put the bin together.



⑤ Insert the pillars into the hole of the bin.



⑥ Align the upper bin with the pillar and assemble it downward.



⑦ Repeat the above steps to assemble as needed.

MAINTENANCE

5. Der Der Behälter sollte keiner Sonneneinstrahlung ausgesetzt werden, um Alterung zu vermeiden und die Lebensdauer zu verkürzen .

6. Nicht überladen .

Adresse: Baoshanqu Shuangchenglu 803long 11hao 1602A-1609shi
Shanghai

Importiert nach AUS: SIHAO PTY LTD, 1 ROKEVA STREETEASTWOOD
NSW 2122 Australien

In die USA importiert: Sanven Technology Ltd, Suite 250, 9166 Anaheim
Place, Rancho Cucamonga, CA 91730



SHUNSHUN GmbH
Römeräcker 9 Z2021, 76351
Linkenheim-Hochstetten, Germany



Pooledas Group Ltd
Unit 5 Albert Edward House, The
Pavilions Preston, United Kingdom

In China hergestellt

VEVOR[®]

TOUGH TOOLS, HALF PRICE

Technisch Support- und E-Garantiezertifikat

www.vevor.com/support

VEVOR[®]

TOUGH TOOLS, HALF PRICE

Supporto tecnico e certificato di garanzia elettronica

www.vevor.com/support

CONTENITORE IN PLASTICA

MODELLO: V4

We continue to be committed to provide you tools with competitive price.

"Save Half", "Half Price" or any other similar expressions used by us only represents an estimate of savings you might benefit from buying certain tools with us compared to the major top brands and does not necessarily mean to cover all categories of tools offered by us. You are kindly reminded to verify carefully when you are placing an order with us if you are actually saving half in comparison with the top major brands.

VEVOR[®]

TOUGH TOOLS, HALF PRICE

PLASTIC STORAGE BIN

MODELLO: V4



NEED HELP? CONTACT US!

Have product questions? Need technical support? Please feel free to contact us:

Technical Support and E-Warranty Certificate
www.vevor.com/support

This is the original instruction, please read all manual instructions carefully before operating. VEVOR reserves a clear interpretation of our user manual. The appearance of the product shall be subject to the product you received. Please forgive us that we won't inform you again if there are any technology or software updates on our product.


SAFETY INSTRUCTIONS

16. Non permettere ai bambini di usarlo, fare attenzione a non stringere le mani !
17. Non sovraccaricare .
18. Il contenitore di plastica deve essere posizionato delicatamente per evitare danni causati da una forza irregolare durante l'atterraggio .
19. Quando si posizionano le merci, devono essere posizionate in modo uniforme per evitare che la superficie tagliente preme direttamente sul fondo della custodia .
20. È severamente vietato gettare la merce dall'alto nel contenitore di plastica.

MODEL AND PARAMETERS

Modello	V4
Quantità	6
Colore	Blu rosso
Taglia del prodotto	276 × 279 × 128mm
Capacità di carico	30 kg
Informazioni sugli accessori	6 divisori + 24 pilastri + 12 etichette

How to Assemble



① Buckle the pillars.



② label and clear film can be placed in front of the bin.



③ Insert the divider vertically to the groove part in the bin.



④ Put the bin together.



⑤ Insert the pillars into the hole of the bin.



⑥ Align the upper bin with the pillar and assemble it downward.



⑦ Repeat the above steps to assemble as needed.

MAINTENANCE

7. IL Il contenitore deve essere evitato dall'esposizione alla luce solare, in modo da non provocarne l'invecchiamento e ridurne la durata .

8. Non sovraccaricare .

Indirizzo: Baoshanqu Shuangchenglu 803long 11hao 1602A-1609shi
Shanghai

Importato in AUS: SIHAO PTY LTD, 1 ROKEVA STREETEASTWOOD
NSW 2122 Australia

Importato negli Stati Uniti: Sanven Technology Ltd, Suite 250, 9166
Anaheim Place, Rancho Cucamonga, CA 91730



SHUNSHUN GmbH
Römeräcker 9 Z2021, 76351
Linkenheim-Hochstetten, Germany



Pooledas Group Ltd
Unit 5 Albert Edward House, The
Pavilions Preston, United Kingdom

Made in China

VEVOR[®]

TOUGH TOOLS, HALF PRICE

Tecnico Supporto e certificato di garanzia elettronica

www.vevor.com/support

VEVOR[®]

TOUGH TOOLS, HALF PRICE

Soporte técnico y certificado de garantía electrónica

www.vevor.com/support

CONTENEDOR DE ALMACENAMIENTO DE PLÁSTICO MODELO: V4

We continue to be committed to provide you tools with competitive price. "Save Half", "Half Price" or any other similar expressions used by us only represents an estimate of savings you might benefit from buying certain tools with us compared to the major top brands and does not necessarily mean to cover all categories of tools offered by us. You are kindly reminded to verify carefully when you are placing an order with us if you are actually saving half in comparison with the top major brands.

VEVOR[®]

TOUGH TOOLS, HALF PRICE

PLASTIC STORAGE BIN

MODELO: V4



NEED HELP? CONTACT US!

Have product questions? Need technical support? Please feel free to contact us:

Technical Support and E-Warranty Certificate
www.vevor.com/support

This is the original instruction, please read all manual instructions carefully before operating. VEVOR reserves a clear interpretation of our user manual. The appearance of the product shall be subject to the product you received. Please forgive us that we won't inform you again if there are any technology or software updates on our product.


SAFETY INSTRUCTIONS

21. No permita que los niños lo usen, tenga cuidado con sujetar las manos. !
22. No sobrecargues .
23. El contenedor de plástico debe colocarse con cuidado para evitar daños causados por una fuerza desigual al aterrizar .
24. Al colocar los productos, deben colocarse de manera uniforme para evitar que la superficie afilada presione directamente la parte inferior de la caja .
25. Está estrictamente prohibido arrojar la mercancía contenida en la caja de plástico desde una altura.

MODEL AND PARAMETERS

Modelo	V4
Cantidad	6
Color	Azul rojo
Tamaño del producto	276 × 279 × 128 mm
Capacidad de carga	30kg
Información de accesorios	6 divisores+24 pilares+12 etiquetas.

How to Assemble



① Buckle the pillars.



② label and clear film can be placed in front of the bin.



③ Insert the divider vertically to the groove part in the bin.



④ Put the bin together.



⑤ Insert the pillars into the hole of the bin.



⑥ Align the upper bin with the pillar and assemble it downward.



⑦ Repeat the above steps to assemble as needed.

MAINTENANCE

9. El Se debe evitar que el contenedor se exponga a la luz solar, para no causar envejecimiento y acortar la vida útil .

10. No sobrecargues .

Dirección: Baoshanqu Shuangchenglu 803long 11hao 1602A-1609shi Shanghai

Importado a AUS: SIHAO PTY LTD, 1 ROKEVA STREETEASTWOOD NSW 2122 Australia

Importado a EE. UU.: Sanven Technology Ltd, Suite 250, 9166 Anaheim Place, Rancho Cucamonga, CA 91730

EC	REP
-----------	------------

SHUNSHUN GmbH
Römeräcker 9 Z2021, 76351
Linkenheim-Hochstetten, Germany

UK	REP
-----------	------------

Pooledas Group Ltd
Unit 5 Albert Edward House, The
Pavilions Preston, United Kingdom

Hecho en china

VEVOR[®]

TOUGH TOOLS, HALF PRICE

Técnico Certificado de soporte y garantía electrónica

www.vevor.com/support

VEVOR[®]

TOUGH TOOLS, HALF PRICE

Wsparcie techniczne i certyfikat e-gwarancji

www.vevor.com/support

PLASTIKOWY POJEMNIK DO PRZECHOWYWANIA MODEL: V4

We continue to be committed to provide you tools with competitive price.

"Save Half", "Half Price" or any other similar expressions used by us only represents an estimate of savings you might benefit from buying certain tools with us compared to the major top brands and does not necessarily mean to cover all categories of tools offered by us. You are kindly reminded to verify carefully when you are placing an order with us if you are actually saving half in comparison with the top major brands.

VEVOR[®]

TOUGH TOOLS, HALF PRICE

PLASTIC STORAGE BIN

MODEL: V4



NEED HELP? CONTACT US!

Have product questions? Need technical support? Please feel free to contact us:

Technical Support and E-Warranty Certificate
www.vevor.com/support

This is the original instruction, please read all manual instructions carefully before operating. VEVOR reserves a clear interpretation of our user manual. The appearance of the product shall be subject to the product you received. Please forgive us that we won't inform you again if there are any technology or software updates on our product.

SAFETY INSTRUCTIONS

26. Nie pozwalaj używać dzieciom, uważaj na zaciśnięcie rąk !
27. Nie przeciążaj .
28. Plastikowy pojemnik do przechowywania należy umieszczać delikatnie , aby uniknąć uszkodzeń spowodowanych nierównomierną siłą podczas lądowania .
29. Umieszczając towary, należy je ułożyć równomiernie, aby ostra powierzchnia nie naciskała bezpośrednio na spód walizki .
30. Surowo zabrania się wrzucania towaru do plastikowego pojemnika obrotowego z wysokości.

MODEL AND PARAMETERS

Model	V4
Ilość	6
Kolor	Niebieski czerwony
Rozmiar produktu	276 × 279 × 128 mm
Ładowność	30 kg
Informacje o akcesoriach	6 szt. Przegródek + 24 szt. Słupków + 12 szt. Etykiet

How to Assemble



① Buckle the pillars.



② label and clear film can be placed in front of the bin.



③ Insert the divider vertically to the groove part in the bin.



④ Put the bin together.



⑤ Insert the pillars into the hole of the bin.



⑥ Align the upper bin with the pillar and assemble it downward.



⑦ Repeat the above steps to assemble as needed.

MAINTENANCE

11. The Należy unikać narażenia pojemnika na działanie promieni słonecznych, aby nie powodować starzenia i skracania żywotności .

12. Nie przeciążaj .

Adres: Baoshanqu Shuangchenglu 803long 11hao 1602A-1609shi Szanghaj

Import do AUS: SIHAO PTY LTD, 1 ROKEVA STREET EASTWOOD NSW 2122 Australia

Import do USA: Sanven Technology Ltd, Suite 250, 9166 Anaheim Place, Rancho Cucamonga, CA 91730



SHUNSHUN GmbH
Römeräcker 9 Z2021, 76351
Linkenheim-Hochstetten, Germany



Pooledas Group Ltd
Unit 5 Albert Edward House, The
Pavilions Preston, United Kingdom

Wyprodukowano w Chinach

VEVOR[®]

TOUGH TOOLS, HALF PRICE

Techniczny Certyfikat wsparcia i e-gwarancji

www.vevor.com/support

VEVOR[®]

TOUGH TOOLS, HALF PRICE

Technische ondersteuning en e-garantiecertificaat

www.vevor.com/support

KUNSTSTOF OPBERGBAK

MODEL: V4

We continue to be committed to provide you tools with competitive price.

"Save Half", "Half Price" or any other similar expressions used by us only represents an estimate of savings you might benefit from buying certain tools with us compared to the major top brands and does not necessarily mean to cover all categories of tools offered by us. You are kindly reminded to verify carefully when you are placing an order with us if you are actually saving half in comparison with the top major brands.

VEVOR[®]

TOUGH TOOLS, HALF PRICE

PLASTIC STORAGE BIN

MODEL: V4



NEED HELP? CONTACT US!

Have product questions? Need technical support? Please feel free to contact us:

Technical Support and E-Warranty Certificate
www.vevor.com/support

This is the original instruction, please read all manual instructions carefully before operating. VEVOR reserves a clear interpretation of our user manual. The appearance of the product shall be subject to the product you received. Please forgive us that we won't inform you again if there are any technology or software updates on our product.


SAFETY INSTRUCTIONS

31. Laat kinderen het apparaat niet gebruiken, pas op voor klemmende handen !
32. Niet overbelasten .
33. De plastic opslagbak moet voorzichtig worden geplaatst om schade veroorzaakt door ongelijkmatige kracht bij het landen te voorkomen .
34. Bij het plaatsen van de goederen moeten ze gelijkmatig worden geplaatst om te voorkomen dat het scherpe oppervlak rechtstreeks op de bodem van de koffer drukt .
35. Het is ten strengste verboden de goederen vanaf hoogte in de kunststof omzetbak te gooien.

MODEL AND PARAMETERS

Model	V4
Hoeveelheid	6
Kleur	Blauw rood
Product grootte	276 × 279 × 128 mm
Laad capaciteit	30 kg
Accessoires informatie	6 stks Verdelers + 24 stks Pijlers + 12 stks Etiketten

How to Assemble



① Buckle the pillars.



② label and clear film can be placed in front of the bin.



③ Insert the divider vertically to the groove part in the bin.



④ Put the bin together.



⑤ Insert the pillars into the hole of the bin.



⑥ Align the upper bin with the pillar and assemble it downward.



⑦ Repeat the above steps to assemble as needed.

MAINTENANCE

13. De de bak moet worden vermeden bij blootstelling aan zonlicht, om geen veroudering te veroorzaken en de levensduur te verkorten .

14. Niet overbelasten .

Adres: Baoshanqu Shuangchenglu 803long 11hao 1602A-1609shi
Shanghai

Geïmporteerd naar AUS: SIHAO PTY LTD, 1 ROKEVA
STREETEASTWOOD NSW 2122 Australië

Geïmporteerd naar de VS: Sanven Technology Ltd, Suite 250, 9166
Anaheim Place, Rancho Cucamonga, CA 91730

EC	REP
-----------	------------

SHUNSHUN GmbH
Römeräcker 9 Z2021, 76351
Linkenheim-Hochstetten, Germany

UK	REP
-----------	------------

Pooledas Group Ltd
Unit 5 Albert Edward House, The
Pavilions Preston, United Kingdom

Gemaakt in China

VEVOR[®]

TOUGH TOOLS, HALF PRICE

Technisch Ondersteuning en e-garantiecertificaat

www.vevor.com/support

VEVOR[®]

TOUGH TOOLS, HALF PRICE

Teknisk support och e-garanticertifikat

www.vevor.com/support

FÖRVARINGSBEHÅLLARE I PLAST

MODELL: V4

We continue to be committed to provide you tools with competitive price.

"Save Half", "Half Price" or any other similar expressions used by us only represents an estimate of savings you might benefit from buying certain tools with us compared to the major top brands and does not necessarily mean to cover all categories of tools offered by us. You are kindly reminded to verify carefully when you are placing an order with us if you are actually saving half in comparison with the top major brands.

VEVOR[®]

TOUGH TOOLS, HALF PRICE

PLASTIC STORAGE BIN

MODELL: V4



NEED HELP? CONTACT US!

Have product questions? Need technical support? Please feel free to contact us:

Technical Support and E-Warranty Certificate
www.vevor.com/support

This is the original instruction, please read all manual instructions carefully before operating. VEVOR reserves a clear interpretation of our user manual. The appearance of the product shall be subject to the product you received. Please forgive us that we won't inform you again if there are any technology or software updates on our product.

SAFETY INSTRUCTIONS

36. Låt inte barn använda, akta dig för att klämma händer !
37. Överbelasta inte .
38. Förvaringsbehållaren i plast ska placeras försiktigt för att undvika skador orsakade av ojämn kraft vid landning .
39. Vid placering av godset bör de placeras jämnt för att undvika att den vassa ytan trycker direkt på lådans botten .
40. Det är strängt förbjudet att kasta varorna i plastomsättningslådan från höjd.

MODEL AND PARAMETERS

Modell	V4
Kvantitet	6
Färg	Blå röd
Produktstorlek	276 × 279 × 128 mm
Lastkapacitet	30 kg
Information om tillbehör	6st avdelare+24st pelare+ 12st etiketter

How to Assemble



① Buckle the pillars.



② label and clear film can be placed in front of the bin.



③ Insert the divider vertically to the groove part in the bin.



④ Put the bin together.



⑤ Insert the pillars into the hole of the bin.



⑥ Align the upper bin with the pillar and assemble it downward.



⑦ Repeat the above steps to assemble as needed.

MAINTENANCE

15. De behållaren bör undvikas från exponering för solljus, för att inte orsaka åldrande och förkorta livslängden .

16. Överbelasta inte .

Adress: Baoshanqu Shuangchenglu 803long 11hao 1602A-1609shi
Shanghai

Importerad till AUS: SIHAO PTY LTD, 1 ROKEVA STREETEASTWOOD
NSW 2122 Australien

Importerad till USA: Sanven Technology Ltd, Suite 250, 9166 Anaheim
Place, Rancho Cucamonga, CA 91730

EC	REP
----	-----

SHUNSHUN GmbH
Römeräcker 9 Z2021, 76351
Linkenheim-Hochstetten, Germany

UK	REP
----	-----

Pooledas Group Ltd
Unit 5 Albert Edward House, The
Pavilions Preston, United Kingdom

Tillverkad i Kina

VEVOR[®]

TOUGH TOOLS, HALF PRICE

Teknisk Support och e-garanticertifikat

www.vevor.com/support