

VEVOR[®]

TOUGH TOOLS, HALF PRICE

Technical Support and E-Warranty Certificate www.vevor.com/support

FLAGPOLE KITS

USER MANUAL

We continue to be committed to provide you tools with competitive price.

"Save Half", "Half Price" or any other similar expressions used by us only represents an estimate of savings you might benefit from buying certain tools with us compared to the major top brands and does not necessarily mean to cover all categories of tools offered by us. You are kindly reminded to verify carefully when you are placing an order with us if you are actually saving half in comparison with the top major brands.

VEVOR[®]

TOUGH TOOLS, HALF PRICE

FLAGPOLE KITS

UP-QGSS20-Black /UP-QGSS25-Black /UP-QGSS20-Argent
/UP-QGSS25-Argent /UP-QGSS30-Argent



NEED HELP? CONTACT US!

Have product questions? Need technical support? Please feel free to contact us:

Technical Support and E-Warranty Certificate
www.vevor.com/support

This is the original instruction, please read all manual instructions carefully before operating. VEVOR reserves a clear interpretation of our user manual. The appearance of the product shall be subject to the product you received. Please forgive us that we won't inform you again if there are any technology or software updates on our product.

Safety precautions

WARNING:

Read this instructions before using this product. Failure to do so can result in serious injury. the basic precautions should always be followed,including the following:

1. The Flagpole Kits may not be used or stored in hazardous areas. It is not allowed to use the appliance in hazardous locations.
2. The Flagpole Kits must be checked to ensure that it is in proper working order and is operating safely prior to use. Otherwise,the appliance must not be used.
3. **It's recommended to dismantle the flagpole in heavy wind and severe weather conditions in case any damage happens.**
4. The operator must use the Flagpole Kits properly. He must consider the local conditions and must pay attention to third parties,in particular children,when working with the Flagpole Kits.
5. This Flagpole Kits is not intended for use by persons (including children) with reduced physical,sensory or mental abilities or lacking experience and/or knowledge,unless they are super-vised by a person responsible for their safety or are instructed by these persons on the use of the device. Children should be supervised,to ensure that they do not play with the Flagpole Kits.

SAVE THESE INSTRUCTIONS

Product List



1 pvc Ground



4 Clips



1 Glove



1 Flag



1 Ball




1 Flag Pole

Model	Overall length	Pole color	Banner configuration
UP-QGSS20 -Black	20FT	Black	Flag of Great Britain or Flag of Germany or Flag of the United States or No flag configuration
UP-QGSS25 -Black	25FT	Black	Flag of Great Britain or Flag of Germany or Flag of the United States or No flag configuration
UP-QGSS20 -Argent	20FT	Argent	Flag of Great Britain or Flag of Germany or Flag of the United States or No flag configuration
UP-QGTJ25 -Argent	25FT	Argent	Flag of Great Britain or Flag of Germany or Flag of the United States or No flag configuration
UP-QGTJ30 -Argent	30FT	Argent	Flag of Great Britain or Flag of Germany or Flag of the United States or No flag configuration


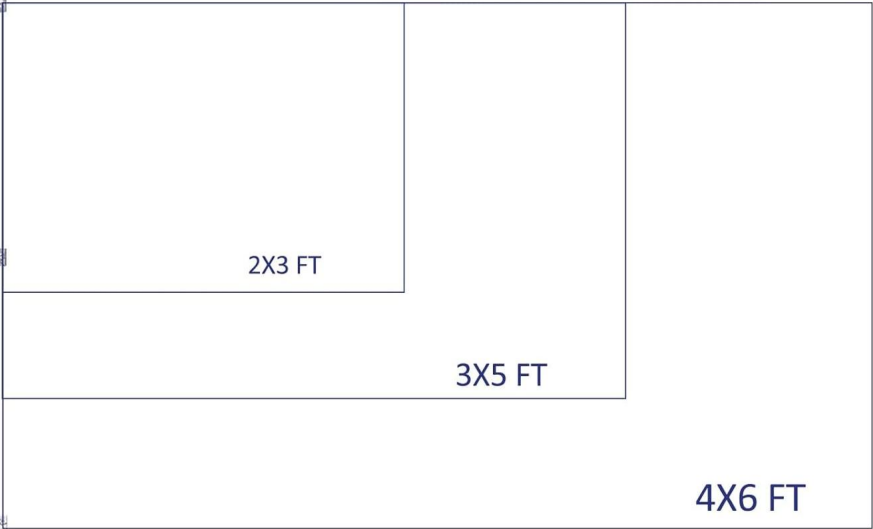
Product Description





It is recommended to expose the sleeve (part F) 20cm above the ground and bury it 50cm underground, and fix the underground part with cement to prevent the sleeve (part F) from loosening and tilting.

Suitable for 2*3;3*5;4*6FT flags with grommets



NOTE

It's recommended to dismantle the flagpole in heavy wind and severe weather conditions in case any damage happens.

Manufacturer:Shanghaimuxinmuyeyouxiangongsi

Address: Shuangchenglu 803nong11hao1602A-1609shi, baoshanqu, shanghai 200000 CN.

Imported to AUS: SIHAO PTY LTD. 1 ROKEVA STREETEASTWOOD NSW 2122 Australia

Imported to USA: Sanven Technology Ltd. Suite 250, 9166 Anaheim Place, Rancho Cucamonga, CA 91730

UK	REP
-----------	------------

E-CrossStu GmbH

Mainzer Landstr.69, 60329 Frankfurt am Main.

EC	REP
-----------	------------

YH CONSULTING LIMITED.

C/O YH Consulting Limited Office 147, Centurion House, London Road, Staines-upon-Thames, Surrey, TW18 4AX

VEVOR[®]

TOUGH TOOLS, HALF PRICE

Technical Support and E-Warranty Certificate

www.vevor.com/support

VEVOR®

TOUGH TOOLS, HALF PRICE

Teknisk Support och e-garanticertifikat www.vevor.com/support

FLAGGSTÅNGSSATSER

ANVÄNDARMANUAL

We continue to be committed to provide you tools with competitive price.

"Save Half", "Half Price" or any other similar expressions used by us only represents an estimate of savings you might benefit from buying certain tools with us compared to the major top brands and does not necessarily mean to cover all categories of tools offered by us. You are kindly reminded to verify carefully when you are placing an order with us if you are actually saving half in comparison with the top major brands.

VEVOR®

TOUGH TOOLS, HALF PRICE

FLAGPOLE KITS

UP-QGSS20 - Svart /UP-QGSS25 - SVART / UP-QGSS20 - Argent
/UP -QGSS25 - Argent /UP-QGSS30 - Argent



NEED HELP? CONTACT US!

Have product questions? Need technical support? Please feel free to contact us:

Technical Support and E-Warranty Certificate
www.vevor.com/support

This is the original instruction, please read all manual instructions carefully before operating. VEVOR reserves a clear interpretation of our user manual. The appearance of the product shall be subject to the product you received. Please forgive us that we won't inform you again if there are any technology or software updates on our product.

Säkerhetsåtgärder

VARNING:

Läs dessa instruktioner innan du använder denna produkt. Underlåtenhet att göra det kan resultera i allvarliga skador. de grundläggande försiktighetsåtgärderna bör alltid följas , inklusive följande:

6. Flaggstångssatserna får inte användas eller förvaras i farliga områden. Det är inte tillåtet att använda apparaten på farliga platser.

7. Flaggstångssatserna måste kontrolleras för att säkerställa att den är i korrekt fungerande skick och fungerar säkert före användning. I annat fall får apparaten inte användas.

8. Det rekommenderas att demontera flaggstången i hård vind och svåra väderförhållanden ifall någon skada skulle inträffa.

9. Operatören måste använda flaggstångssatserna ordentligt. Han måste ta hänsyn till de lokala förhållandena och måste vara uppmärksam på tredje part, särskilt barn , när han arbetar med flaggstångssatserna .

10. Denna flaggstångssats är inte avsedd att användas av personer (inklusive barn) med nedsatta fysiska , sensoriska eller mentala förmågor eller som saknar erfarenhet och/eller kunskap, såvida de inte övervakas av en person som ansvarar för deras säkerhet eller instrueras av dessa personer om användningen av enheten. Barn bör övervakas för att säkerställa att de inte leker med Flaggstångssatser.

SPARA DESSA INSTRUKTIONER

Produktlista



1 pvc Ground



4 Clips



1 Glove



1 Flag



1 Ball




1 Flag Pole

Modell	Total längd	Stångfär g	Bannerkonfiguration
UPP-QGSS2 0 - Svart	20 FOT	Svart	Storbritanniens flagga eller Tysklands flagga eller USA:s flagga eller Ingen flaggkonfiguration
UPP-QGSS2 5 - Svart	25 FOT	Svart	Storbritanniens flagga eller Tysklands flagga eller USA:s flagga eller Ingen flaggkonfiguration
UPP-QGSS2 0 - Argent	20 FOT	Argent	Storbritanniens flagga eller Tysklands flagga eller USA:s flagga eller Ingen flaggkonfiguration
UPP-QGTJ2 5 - Argent	25 FOT	Argent	Storbritanniens flagga eller Tysklands flagga eller USA:s flagga eller Ingen flaggkonfiguration
UPP-QGTJ3 0 - Argent	30 FOT	Argent	Storbritanniens flagga eller Tysklands flagga eller USA:s flagga

eller
Ingen flaggkonfiguration


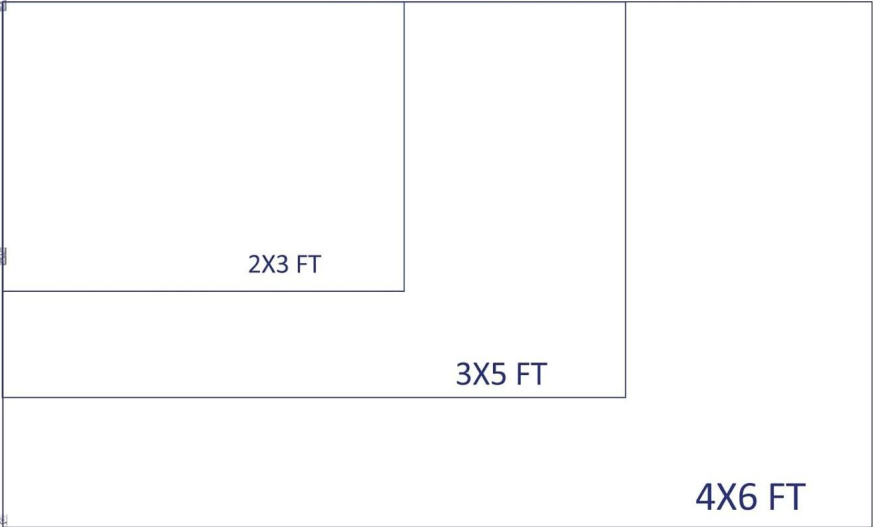
Produktbeskrivning





Det rekommenderas att exponera hylsan (del F) 20 cm över marken och gräva ner den 50 cm under jord, och fixera den underjordiska delen med cement för att förhindra att hylsan (del F) lossnar och lutar.

Suitable for 2*3;3*5;4*6FT flags with grommets



NOTERA

Det rekommenderas att demontera flaggstången i hård vind och svåra väderförhållanden ifall någon skada skulle inträffa.

Tillverkare : Shanghaimuxinmuyeyouxiangongsi

Adress: Shuangchenglu 803nong11hao1602A-1609shi, baoshanqu, shanghai 200000 CN.

Importerad till AUS: SIHAO PTY LTD. 1 ROKEVA STREETEASTWOOD NSW 2122 Australien

Importerad till USA: Sanven Technology Ltd. Suite 250, 9166 Anaheim Place, Rancho Cucamonga, CA 91730



E-CrossStu GmbH

Mainzer Landstr.69, 60329 Frankfurt am Main.



YH CONSULTING LIMITED.

C/O YH Consulting Limited Office 147, Centurion House,
London Road, Staines-upon-Thames, Surrey, TW18 4AX

VEVOR[®]

TOUGH TOOLS, HALF PRICE

Teknisk Support och e-garanticertifikat

www.vevor.com/support

VEVOR[®]

TOUGH TOOLS, HALF PRICE

Técnico Soporte y certificado de garantía electrónica www.vevor.com/support

KITS DE ASTA DE BANDERA

MANUAL DE USUARIO

We continue to be committed to provide you tools with competitive price.

"Save Half", "Half Price" or any other similar expressions used by us only represents an estimate of savings you might benefit from buying certain tools with us compared to the major top brands and does not necessarily mean to cover all categories of tools offered by us. You are kindly reminded to verify carefully when you are placing an order with us if you are actually saving half in comparison with the top major brands.

VEVOR®

TOUGH TOOLS, HALF PRICE

FLAGPOLE KITS

UP-QGSS20 - Negro /UP-QGSS25 - Negro /UP -QGSS20 - Plata
/UP-QGSS25 - Plata /UP-QGSS30 - Plata



NEED HELP? CONTACT US!

Have product questions? Need technical support? Please feel free to contact us:

Technical Support and E-Warranty Certificate
www.vevor.com/support

This is the original instruction, please read all manual instructions carefully before operating. VEVOR reserves a clear interpretation of our user manual. The appearance of the product shall be subject to the product you received. Please forgive us that we won't inform you again if there are any technology or software updates on our product.

Precauciones de seguridad

ADVERTENCIA:

Lea estas instrucciones antes de usar este producto. De lo contrario, se pueden producir lesiones graves. Siempre se deben seguir las precauciones básicas , incluidas las siguientes:

11. Los kits de asta de bandera No se puede utilizar ni almacenar en zonas peligrosas. No está permitido utilizar el aparato en lugares peligrosos.

12. Los kits de asta de bandera Se debe verificar para garantizar que esté en buenas condiciones de funcionamiento y que funcione de manera segura antes de su uso. De lo contrario , no se debe utilizar el aparato.

13. Se recomienda desmontar el asta de la bandera en caso de viento fuerte y condiciones climáticas severas en caso de que ocurra algún daño.

14. El operador debe utilizar los kits de asta de bandera. adecuadamente. Debe tener en cuenta las condiciones locales y prestar atención a terceros , en particular a los niños , cuando trabaje con los kits de asta de bandera .

15. Estos kits de mástil de bandera no está destinado a ser utilizado por personas (incluidos niños) con capacidades físicas , sensoriales o mentales reducidas o que carezcan de experiencia y/o conocimientos , a menos que estén supervisados por una persona responsable de su seguridad o sean instruidos por estas personas sobre el uso de el dispositivo. Los niños deben ser supervisados para asegurarse de que no jueguen con el Kits de asta de bandera.

GUARDA ESTAS INSTRUCCIONES

Lista de productos



1 pvc Ground



4 Clips



1 Glove



1 Flag



1 Ball




1 Flag Pole

Modelo	Longitud total	Color del poste	Configuración de banner
UP-QGSS20 - Negro	20 PIES	Negro	Bandera de Gran Bretaña o bandera de alemania o Bandera de los Estados Unidos o Sin configuración de bandera
UP-QGSS25 - Negro	25 PIES	Negro	Bandera de Gran Bretaña o bandera de alemania o Bandera de los Estados Unidos o Sin configuración de bandera
UP-QGSS20 - Argenta	20 PIES	Argén	Bandera de Gran Bretaña o bandera de alemania o Bandera de los Estados Unidos o Sin configuración de bandera
UP-QGTJ25 - Argenta	25 PIES	Argén	Bandera de Gran Bretaña o bandera de alemania o Bandera de los Estados Unidos

			<p>o Sin configuración de bandera</p>
<p>UP-QGTJ30 - Argenta</p>	<p>30 PIES</p>	<p>Argén</p>	<p>Bandera de Gran Bretaña o bandera de alemania o Bandera de los Estados Unidos o Sin configuración de bandera</p>


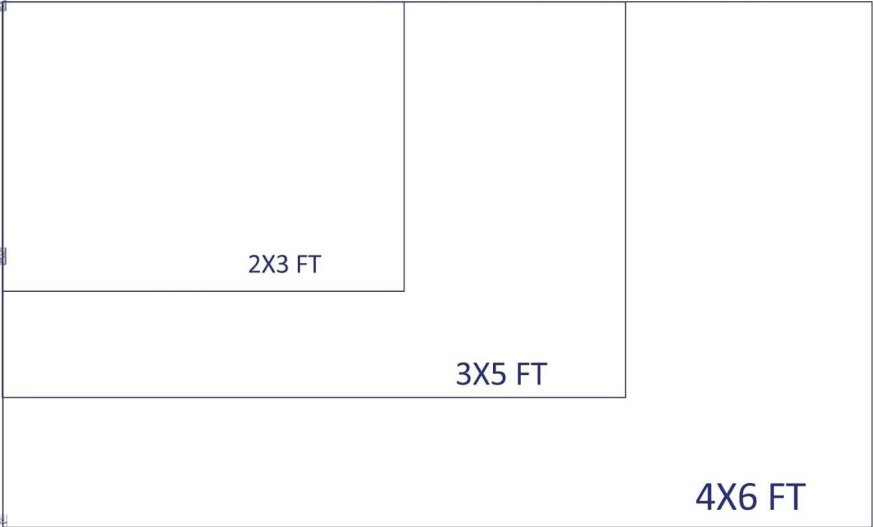
Descripción del Producto





Se recomienda exponer el manguito (parte F) a 20 cm del suelo y enterrarlo a 50 cm bajo tierra, y fijar la parte subterránea con cemento para evitar que el manguito (parte F) se afloje e incline.

Suitable for 2*3;3*5;4*6FT flags with grommets



NOTA

Se recomienda desmontar el asta de la bandera en caso de viento fuerte y condiciones climáticas severas en caso de que ocurra algún daño.

Fabricante : Shanghai muxinmuyeyouxiangongsi

Dirección: Shuangchenglu 803nong11hao1602A-1609shi, baoshanqu, shanghai 200000 CN.

Importado a AUS: SIHAO PTY LTD. 1 ROKEVA STREET ASTWOOD NSW 2122 Australia

Importado a EE. UU.: Sanven Technology Ltd. Suite 250, 9166 Anaheim Lugar, Rancho Cucamonga, CA 91730



E-CrossStu GmbH

Mainzer Landstr.69, 60329 Frankfurt am Main.



YH CONSULTING LIMITED.

C/O YH Consulting Limited Office 147, Centurion House,
London Road, Staines-upon-Thames, Surrey, TW18 4AX

VEVOR[®]

TOUGH TOOLS, HALF PRICE

Técnico Certificado de soporte y garantía electrónica

www.vevor.com/support

VEVOR[®]

TOUGH TOOLS, HALF PRICE

Tecnico Supporto e certificato di garanzia elettronica www.vevor.com/support

KIT PER ASTE PORTABANDIERA

MANUALE D'USO

We continue to be committed to provide you tools with competitive price.

"Save Half", "Half Price" or any other similar expressions used by us only represents an estimate of savings you might benefit from buying certain tools with us compared to the major top brands and does not necessarily mean to cover all categories of tools offered by us. You are kindly reminded to verify carefully when you are placing an order with us if you are actually saving half in comparison with the top major brands.

VEVOR®

TOUGH TOOLS, HALF PRICE

FLAGPOLE KITS

UP-QGSS20 - Nero /UP-QGSS25 - Nero / UP-QGSS20 - Argento
/UP-QGSS25 - Argento /UP-QGSS30 - Argento



NEED HELP? CONTACT US!

Have product questions? Need technical support? Please feel free to contact us:

Technical Support and E-Warranty Certificate
www.vevor.com/support

This is the original instruction, please read all manual instructions carefully before operating. VEVOR reserves a clear interpretation of our user manual. The appearance of the product shall be subject to the product you received. Please forgive us that we won't inform you again if there are any technology or software updates on our product.

Misure di sicurezza

AVVERTIMENTO:

Leggere queste istruzioni prima di utilizzare questo prodotto. In caso contrario si potrebbero causare lesioni gravi. È necessario seguire sempre le precauzioni di base , incluse le seguenti:

16. I kit del pennone non può essere utilizzato o conservato in aree pericolose. Non è consentito utilizzare l'apparecchio in luoghi pericolosi.

17. I kit del pennone deve essere controllato per garantire che sia in buone condizioni di funzionamento e funzioni in sicurezza prima dell'uso. In caso contrario l' apparecchio non deve essere utilizzato.

18. Si consiglia di smontare l'asta della bandiera in caso di vento forte e condizioni meteorologiche avverse per evitare danni.

19. L'operatore deve utilizzare i kit pennone correttamente. Egli deve considerare le condizioni locali e prestare attenzione a terzi , in particolare ai bambini , quando lavora con i Flagpole Kits .

20. Questo kit per pennone non è destinato all'uso da parte di persone (compresi i bambini) con ridotte capacità fisiche , sensoriali o mentali o prive di esperienza e/o conoscenza , a meno che non siano supervisionate da una persona responsabile della loro sicurezza o siano istruite da queste persone sull'uso di il dispositivo. I bambini devono essere sorvegliati per assicurarsi che non giochino con il Kit per aste portabandiera.

CONSERVA QUESTE ISTRUZIONI

Elenco prodotti



1 pvc Ground



4 Clips



1 Glove



1 Flag



1 Ball



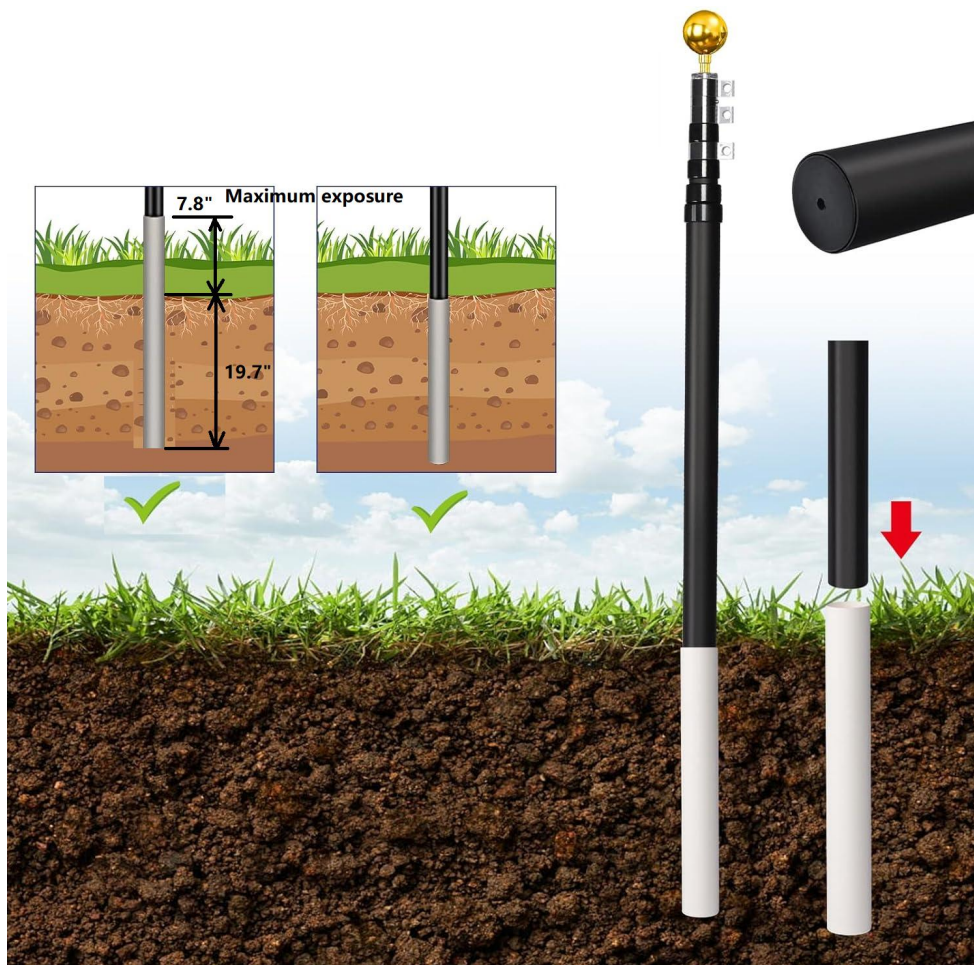
1 Flag Pole

Modello	Lunghezza a totale	Colore del palo	Configurazione dello striscione
UP-QGSS20 - Nero	20 PIEDI	Nero	Bandiera della Gran Bretagna O Bandiera della Germania O Bandiera degli Stati Uniti O Nessuna configurazione di flag
UP-QGSS25 - Nero	25 PIEDI	Nero	Bandiera della Gran Bretagna O Bandiera della Germania O Bandiera degli Stati Uniti O Nessuna configurazione di flag
UP-QGSS20 -ARGENTO	20 PIEDI	Argento	Bandiera della Gran Bretagna O Bandiera della Germania O Bandiera degli Stati Uniti O Nessuna configurazione di flag
UP-QGTJ25 -ARGENTO	25 PIEDI	Argento	Bandiera della Gran Bretagna O Bandiera della Germania O Bandiera degli Stati Uniti

			<input type="radio"/> Nessuna configurazione di flag
UP-QGTJ30 -ARGENTO	30 PIEDI	Argento	<input type="radio"/> Bandiera della Gran Bretagna <input type="radio"/> Bandiera della Germania <input type="radio"/> Bandiera degli Stati Uniti <input type="radio"/> Nessuna configurazione di flag


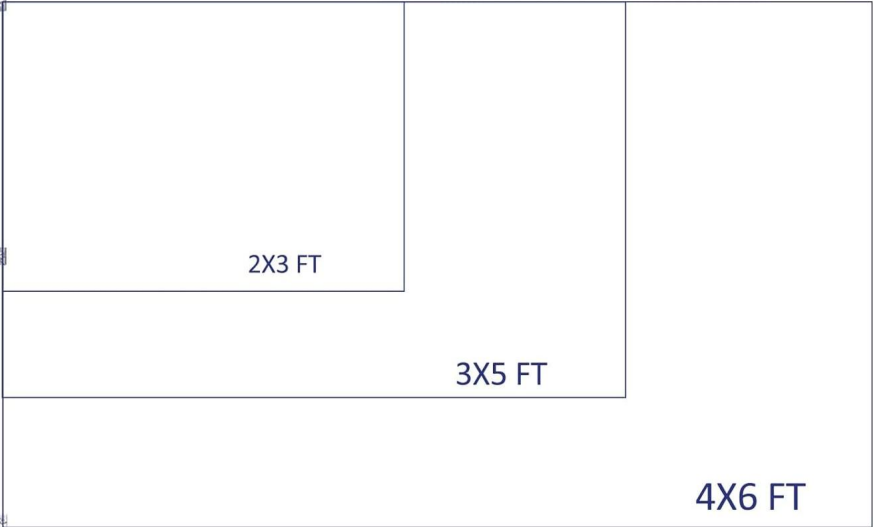
Descrizione del prodotto





Si consiglia di esporre il manicotto (parte F) a 20 cm dal suolo e seppellirlo a 50 cm sotto terra, e fissare la parte sotterranea con cemento per evitare che il manicotto (parte F) si allenti e si inclini.

Suitable for 2*3;3*5;4*6FT flags with grommets



NOTA

Si consiglia di smontare l'asta della bandiera in caso di vento forte e condizioni meteorologiche avverse per evitare danni.

Produttore : Shanghaimuxinmuyeyouxiangongsi

Indirizzo: Shuangchenglu 803nong11hao1602A-1609shi, baoshanqu, shanghai 200000 CN.

Importato in AUS: SIHAO PTY LTD. 1 ROKEVA STREETEASTWOOD NSW 2122 Australia

Importato negli Stati Uniti: Sanven Technology Ltd. Suite 250, 9166 Anaheim

Luogo, Rancho Cucamonga, CA 91730



E-CrossStu GmbH

Mainzer Landstr.69, 60329 Frankfurt am Main.



YH CONSULTING LIMITED.

C/O YH Consulting Limited Office 147, Centurion House, London Road, Staines-upon-Thames, Surrey, TW18 4AX

VEVOR[®]

TOUGH TOOLS, HALF PRICE

Tecnico Supporto e certificato di garanzia elettronica

www.vevor.com/support

VEVOR[®]

TOUGH TOOLS, HALF PRICE

Techniczny Certyfikat wsparcia i e-gwarancji www.vevor.com/support

ZESTAWY MASZTÓW FLAGOWYCH

INSTRUKCJA OBSŁUGI

We continue to be committed to provide you tools with competitive price.

"Save Half", "Half Price" or any other similar expressions used by us only represents an estimate of savings you might benefit from buying certain tools with us compared to the major top brands and does not necessarily mean to cover all categories of tools offered by us. You are kindly reminded to verify carefully when you are placing an order with us if you are actually saving half in comparison with the top major brands.

VEVOR®

TOUGH TOOLS, HALF PRICE

FLAGPOLE KITS

UP-QGSS20 - Czarny /UP - QGSS25 - Czarny /UP-QGSS20 -
Srebrny /UP-QGSS25 - Srebrny /UP-QGSS30 - Srebrny



NEED HELP? CONTACT US!

Have product questions? Need technical support? Please feel free to contact us:

Technical Support and E-Warranty Certificate
www.vevor.com/support

This is the original instruction, please read all manual instructions carefully before operating. VEVOR reserves a clear interpretation of our user manual. The appearance of the product shall be subject to the product you received. Please forgive us that we won't inform you again if there are any technology or software updates on our product.

Środki ostrożności

OSTRZEŻENIE:

Przeczytaj tę instrukcję przed użyciem tego produktu. Niezastosowanie się do tego może spowodować poważne obrażenia. należy zawsze przestrzegać podstawowych środków ostrożności , w tym:

21. Zestawy masztów flagowych nie wolno używać ani przechowywać w obszarach niebezpiecznych. Nie wolno używać urządzenia w miejscach niebezpiecznych.

22. Zestawy masztów flagowych przed użyciem należy sprawdzić, czy jest w dobrym stanie i czy działa bezpiecznie. W przeciwnym razie nie wolno używać urządzenia.

23. W przypadku wystąpienia uszkodzeń zaleca się demontaż masztu przy silnym wietrze i trudnych warunkach pogodowych.

24. Operator musi używać zestawów masztów flagowych odpowiednio. Podczas pracy z zestawami masztów flagowych musi on wziąć pod uwagę warunki lokalne i zwracać uwagę na osoby trzecie , w szczególności na dzieci .

25. To zestawy masztów flagowych nie jest przeznaczony do użytku przez osoby (w tym dzieci) o ograniczonych zdolnościach fizycznych , sensorycznych lub umysłowych lub nieposiadające doświadczenia i/lub wiedzy , chyba że znajdują się pod nadzorem osoby odpowiedzialnej za ich bezpieczeństwo lub zostaną przez te osoby poinstruowane w zakresie obsługi urządzenie. Dzieci należy nadzorować , aby mieć pewność, że nie bawią się urządzeniem Zestawy masztów flagowych.

ZACHOWAJ TE INSTRUKCJE

Lista produktów



1 pvc Ground



4 Clips



1 Glove



1 Flag



1 Ball



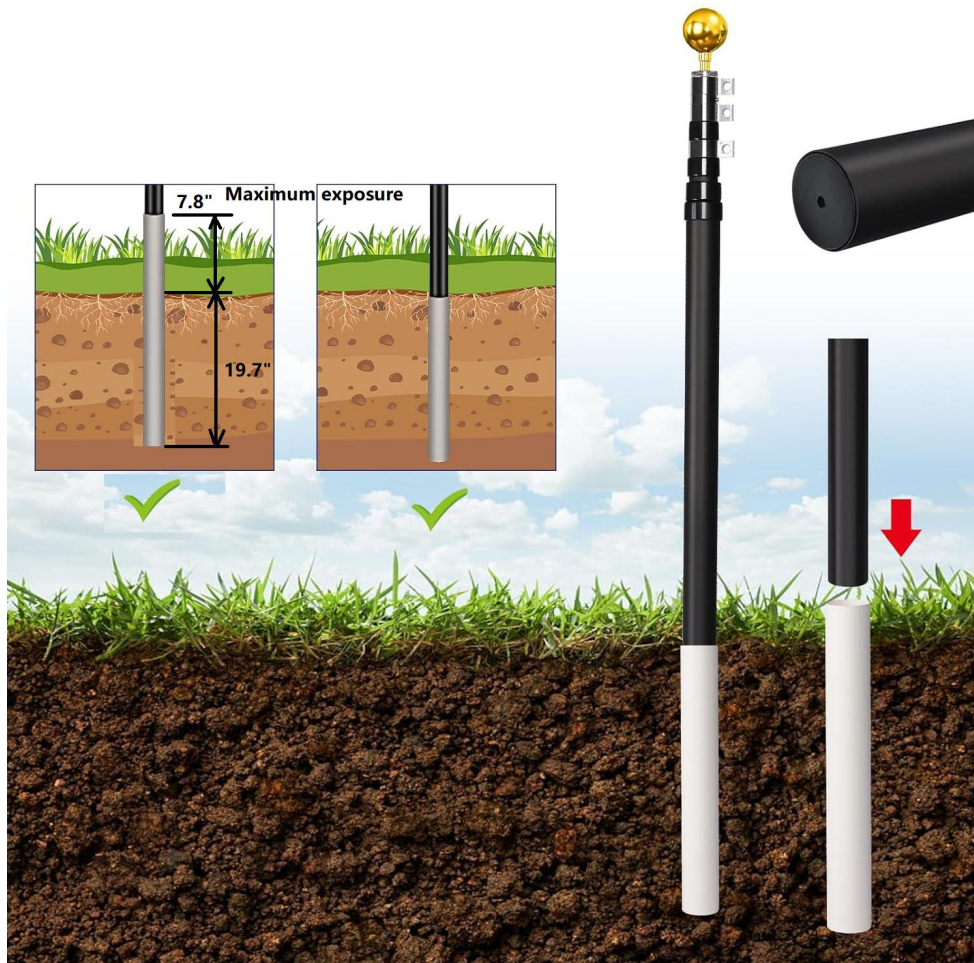
1 Flag Pole

Model	Całkowita długość	Kolor słupa	Konfiguracja banera
UP-QGSS20 - Czarny	20 STÓP	Czarny	Flaga Wielkiej Brytanii Lub Flaga Niemiec Lub Flaga Stanów Zjednoczonych Lub Brak konfiguracji flagi
UP-QGSS25 - Czarny	25 STÓP	Czarny	Flaga Wielkiej Brytanii Lub Flaga Niemiec Lub Flaga Stanów Zjednoczonych Lub Brak konfiguracji flagi
UP-QGSS20 - Argentyna	20 STÓP	Srebrzysty	Flaga Wielkiej Brytanii Lub Flaga Niemiec Lub Flaga Stanów Zjednoczonych Lub Brak konfiguracji flagi
UP-QGTJ25 - Argentyna	25 STÓP	Srebrzysty	Flaga Wielkiej Brytanii Lub Flaga Niemiec Lub Flaga Stanów Zjednoczonych Lub Brak konfiguracji flagi

<p>UP-QGTJ30 - Argentyna</p>	<p>30 STÓP</p>	<p>Srebrzys ty</p>	<p>Flaga Wielkiej Brytanii Lub Flaga Niemiec Lub Flaga Stanów Zjednoczonych Lub Brak konfiguracji flagi</p>
---	-----------------------	-------------------------------	--


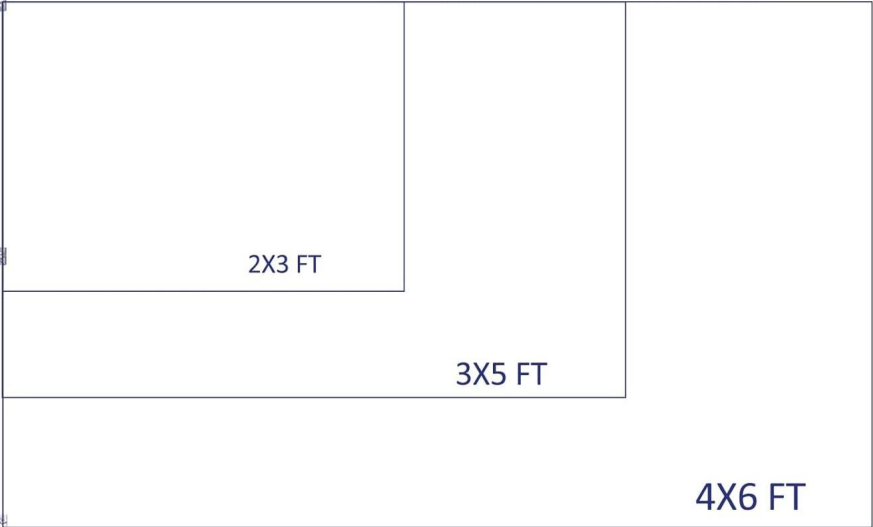
Opis produktu





Zaleca się odślonięcie tulei (część F) na wysokości 20 cm nad ziemią i zakopanie jej na głębokość 50 cm pod ziemią oraz przytwierdzenie części podziemnej cementem, aby zapobiec poluzowaniu się i przechyleniu tulei (część F).

Suitable for 2*3;3*5;4*6FT flags with grommets



NOTATKA

W przypadku wystąpienia uszkodzeń zaleca się demontaż masztu przy silnym wietrze i trudnych warunkach atmosferycznych.

Producent : Shanghaimuxinmuyeyouxiangongsi

Adres: Shuangchenglu 803nong11hao1602A-1609shi, baoshanqu, szanghaj 200000 CN.

Import do AUS: SIHAO PTY LTD. 1 ROKEVA STREETEASTWOOD NSW 2122 Australia

Import do USA: Sanven Technology Ltd. Suite 250, 9166 Anaheim Place, Rancho Cucamonga, Kalifornia 91730



E-CrossStu GmbH

Mainzer Landstr.69, 60329 Frankfurt am Main.



YH CONSULTING LIMITED.

C/O YH Consulting Limited Office 147, Centurion House, London Road, Staines-upon-Thames, Surrey, TW18 4AX

VEVOR[®]

TOUGH TOOLS, HALF PRICE

Techniczny Certyfikat wsparcia i e-gwarancji

www.vevor.com/support

VEVOR[®]

TOUGH TOOLS, HALF PRICE

Technisch Support- und E-Garantie-Zertifikat www.vevor.com/support

FAHNENMAST-BAUSÄTZE

BENUTZERHANDBUCH

We continue to be committed to provide you tools with competitive price.

"Save Half", "Half Price" or any other similar expressions used by us only represents an estimate of savings you might benefit from buying certain tools with us compared to the major top brands and does not necessarily mean to cover all categories of tools offered by us. You are kindly reminded to verify carefully when you are placing an order with us if you are actually saving half in comparison with the top major brands.

VEVOR®

TOUGH TOOLS, HALF PRICE

FLAGPOLE KITS

UP-QGSS20 – Schwarz /UP-QGSS25 – Schwarz /UP -QGSS20 – Silber /UP-QGSS25 – Silber /UP-QGSS30 – Silber



NEED HELP? CONTACT US!

Have product questions? Need technical support? Please feel free to contact us:

Technical Support and E-Warranty Certificate
www.vevor.com/support

This is the original instruction, please read all manual instructions carefully before operating. VEVOR reserves a clear interpretation of our user manual. The appearance of the product shall be subject to the product you received. Please forgive us that we won't inform you again if there are any technology or software updates on our product.

Sicherheitsvorkehrungen

WARNUNG:

Lesen Sie diese Anweisungen, bevor Sie dieses Produkt verwenden.

Andernfalls kann es zu schweren Verletzungen kommen. Die grundlegenden Vorsichtsmaßnahmen sollten immer befolgt werden , einschließlich der folgenden:

26. Die Fahnenmast-Bausätze dürfen nicht in explosionsgefährdeten Bereichen verwendet oder gelagert werden. Es ist nicht gestattet, das Gerät in explosionsgefährdeten Bereichen zu verwenden.

27. Die Fahnenmast-Bausätze Vor der Verwendung muss überprüft werden, ob es ordnungsgemäß funktioniert und sicher funktioniert. Andernfalls darf das Gerät nicht verwendet werden.

28. Es wird empfohlen, den Fahnenmast bei starkem Wind und schlechten Wetterbedingungen abzubauen, falls es zu Schäden kommt.

29. Der Betreiber muss die Fahnenmast-Sets verwenden richtig. Bei der Arbeit mit den Fahnenmast-Bausätzen hat er die örtlichen Gegebenheiten zu berücksichtigen und Rücksicht auf Dritte , insbesondere Kinder , zu nehmen .

30. Diese Fahnenmast-Sets ist nicht dafür bestimmt, durch Personen (einschließlich Kinder) mit eingeschränkten körperlichen , sensorischen oder geistigen Fähigkeiten oder mangels Erfahrung und/oder mangels Wissen benutzt zu werden , es sei denn, sie werden durch eine für ihre Sicherheit zuständige Person beaufsichtigt oder von dieser in die Benutzung eingewiesen das Gerät.

Kinder sollten beaufsichtigt werden , um sicherzustellen, dass sie nicht damit spielen Fahnenmast-Bausätze.

ANLEITUNG AUFBEWAHREN

Produktliste




Modell	Gesamtlänge	Polfarbe	Bannerkonfiguration
--------	-------------	----------	---------------------

UP-QGSS20 - Schwarz	20 FUß	Schwarz	Flagge von Großbritannien oder Flagge von Deutschland oder Flagge der Vereinigten Staaten oder Keine Flag-Konfiguration
UP-QGSS25 - Schwarz	25 FUß	Schwarz	Flagge von Großbritannien oder Flagge von Deutschland oder Flagge der Vereinigten Staaten oder Keine Flag-Konfiguration
UP-QGSS20 - Argent	20 FUß	Argent	Flagge von Großbritannien oder Flagge von Deutschland oder Flagge der Vereinigten Staaten oder Keine Flag-Konfiguration
UP-QGTJ25 - Argent	25 FUß	Argent	Flagge von Großbritannien oder Flagge von Deutschland oder Flagge der Vereinigten Staaten oder Keine Flag-Konfiguration
UP-QGTJ30 - Argent	30 FUß	Argent	Flagge von Großbritannien

oder
Flagge von Deutschland
oder
Flagge der Vereinigten
Staaten
oder
Keine Flag-Konfiguration


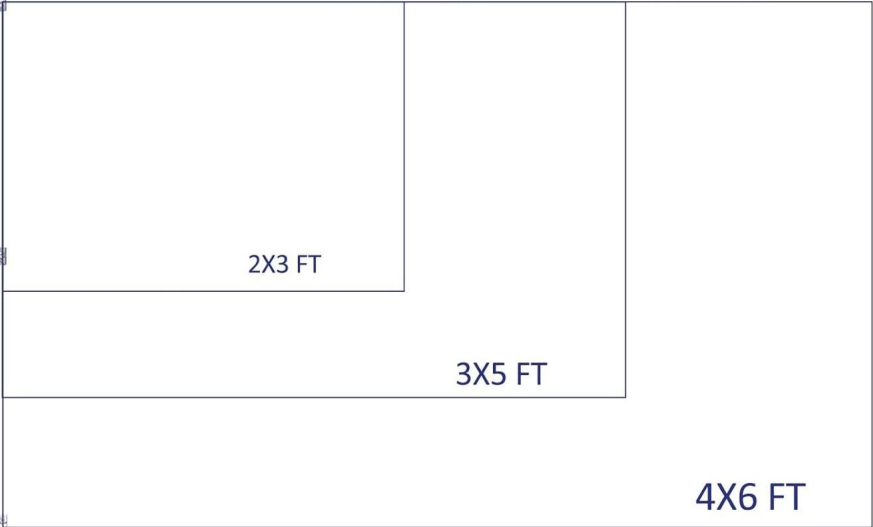
Produktbeschreibung





Es wird empfohlen, die Hülse (Teil F) 20 cm über dem Boden freizulegen und 50 cm unter der Erde zu vergraben und den unterirdischen Teil mit Zement zu befestigen, um zu verhindern, dass sich die Hülse (Teil F) löst und kippt.

Suitable for 2*3;3*5;4*6FT flags with grommets



NOTIZ

Es wird empfohlen, den Fahnenmast bei starkem Wind und schlechten Wetterbedingungen abzubauen, falls es zu Schäden kommt.

Hersteller : Shanghaimuxinmuyeyouxiangongsi

Adresse: Shuangchenglu 803nong11hao1602A-1609shi, baoshanqu, Shanghai 200000 CN.

Importiert nach AUS: SIHAO PTY LTD. 1 ROKEVA STREETEASTWOOD NSW 2122 Australien

In die USA importiert: Sanven Technology Ltd. Suite 250, 9166 Anaheim Place, Rancho Cucamonga, CA 91730



E-CrossStu GmbH

Mainzer Landstr.69, 60329 Frankfurt am Main.



YH CONSULTING LIMITED.

C/O YH Consulting Limited Office 147, Centurion House, London Road, Staines-upon-Thames, Surrey, TW18 4AX

VEVOR[®]

TOUGH TOOLS, HALF PRICE

Technisch Support- und E-Garantiezertifikat

www.vevor.com/support

VEVOR[®]

TOUGH TOOLS, HALF PRICE

Technique Assistance et certificat de garantie électronique

www.vevor.com/support

KITS DE MÂTS DE DRAPEAU

MANUEL DE L'UTILISATEUR

We continue to be committed to provide you tools with competitive price.

"Save Half", "Half Price" or any other similar expressions used by us only represents an estimate of savings you might benefit from buying certain tools with us compared to the major top brands and does not necessarily mean to cover all categories of tools offered by us. You are kindly reminded to verify carefully when you are placing an order with us if you are actually saving half in comparison with the top major brands.

VEVOR®

TOUGH TOOLS, HALF PRICE

FLAGPOLE KITS

UP-QGSS20 - Noir /UP-QGSS25 - NOIR / UP-QGSS20 - Argent
/UP-QGSS25 - Argent /UP-QGSS30 - Argent



NEED HELP? CONTACT US!

Have product questions? Need technical support? Please feel free to contact us:

Technical Support and E-Warranty Certificate
www.vevor.com/support

This is the original instruction, please read all manual instructions carefully before operating. VEVOR reserves a clear interpretation of our user manual. The appearance of the product shall be subject to the product you received. Please forgive us that we won't inform you again if there are any technology or software updates on our product.

Précautions de sécurité

AVERTISSEMENT:

Lisez ces instructions avant d'utiliser ce produit. Ne pas le faire peut entraîner des blessures graves. les précautions de base doivent toujours être suivies , notamment les suivantes :

31. Les kits de mâts de drapeau ne peut pas être utilisé ou stocké dans des zones dangereuses. Il est interdit d'utiliser l'appareil dans des endroits dangereux.

32. Les kits de mâts de drapeau doit être vérifié pour s'assurer qu'il est en bon état de fonctionnement et qu'il fonctionne en toute sécurité avant utilisation. Dans le cas contraire , l'appareil ne doit pas être utilisé.

33. Il est recommandé de démonter le mât du drapeau en cas de vent fort et de conditions météorologiques extrêmes en cas de dommage.

34. L'opérateur doit utiliser les kits de mât de drapeau correctement. Il doit tenir compte des conditions locales et faire attention aux tiers , en particulier aux enfants , lorsqu'il travaille avec les kits de mât de drapeau .

35. Ces kits de mât de drapeau n'est pas destiné à être utilisé par des personnes (y compris des enfants) ayant des capacités physiques , sensorielles ou mentales réduites ou manquant d'expérience et/ou de connaissances , à moins qu'elles ne soient supervisées par une personne responsable de leur sécurité ou qu'elles ne soient instruites par ces personnes sur l'utilisation de le dispositif. Les enfants doivent être surveillés pour s'assurer qu'ils ne jouent pas avec le Kits de mâts de drapeau.

CONSERVEZ CES INSTRUCTIONS

Liste de produits



1 pvc Ground



4 Clips



1 Glove



1 Flag



1 Ball



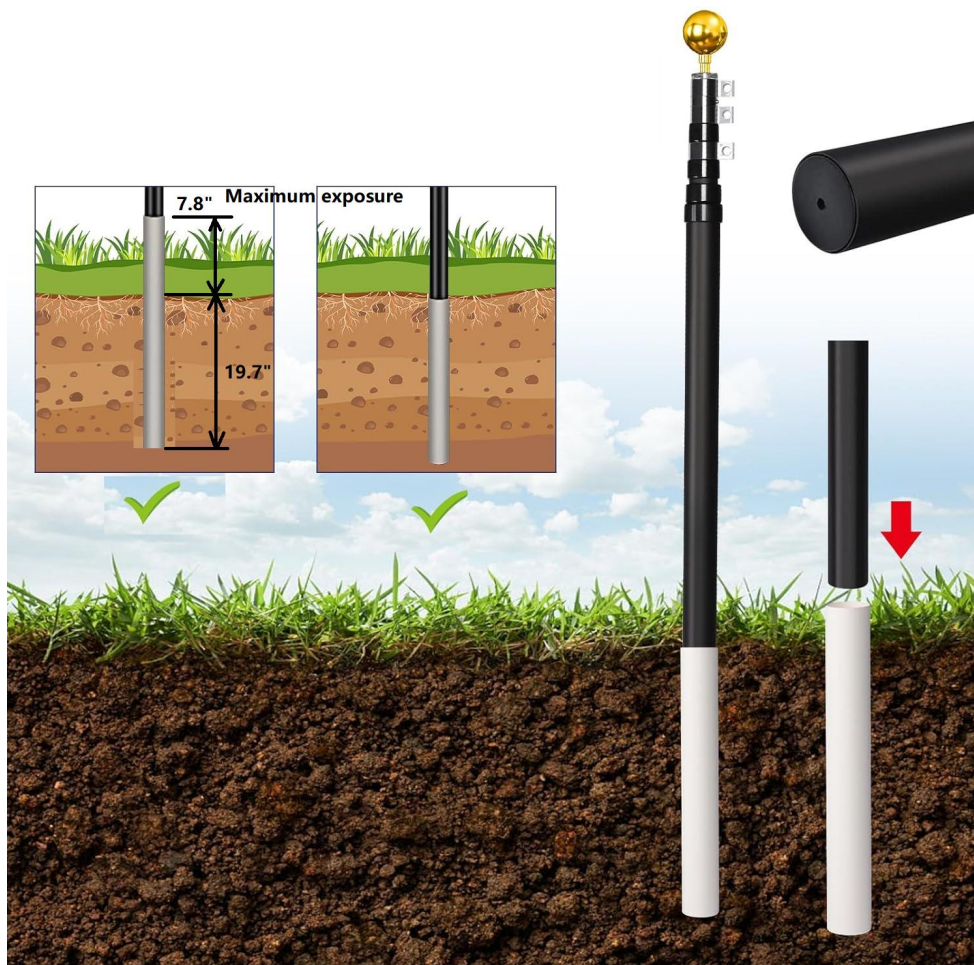
1 Flag Pole

Modèle	Longueur totale	Couleur du poteau	Configuration de la bannière
UP-QGSS20 - Noir	20 PIEDS	Noir	Drapeau de la Grande-Bretagne ou Drapeau de l'Allemagne ou Drapeau des États-Unis ou Aucune configuration de drapeau
UP-QGSS25 - Noir	25 PIEDS	Noir	Drapeau de la Grande-Bretagne ou Drapeau de l'Allemagne ou Drapeau des États-Unis ou Aucune configuration de drapeau
UP-QGSS20 - D'argent	20 PIEDS	Argent	Drapeau de la Grande-Bretagne ou Drapeau de l'Allemagne ou Drapeau des États-Unis ou Aucune configuration de drapeau
UP-QGTJ25 - D'argent	25 PIEDS	Argent	Drapeau de la Grande-Bretagne ou Drapeau de l'Allemagne ou

			Drapeau des États-Unis ou Aucune configuration de drapeau
UP-QGTJ30 - D'argent	30 PIEDS	Argent	Drapeau de la Grande-Bretagne ou Drapeau de l'Allemagne ou Drapeau des États-Unis ou Aucune configuration de drapeau


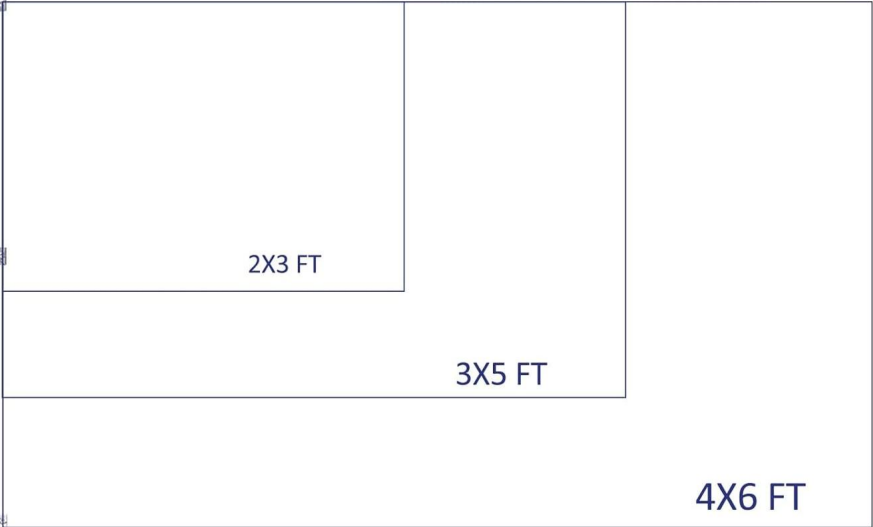
Description du produit





Il est recommandé d'exposer le manchon (partie F) à 20 cm au-dessus du sol et de l'enterrer à 50 cm sous terre, et de fixer la partie souterraine avec du ciment pour éviter que le manchon (partie F) ne se desserre et ne bascule.

Suitable for 2*3;3*5;4*6FT flags with grommets



NOTE

Il est recommandé de démonter le mât du drapeau en cas de vent fort et de conditions météorologiques extrêmes en cas de dommage.

Fabricant : Shanghaimuxinmuyeyouxiangongsi

Adresse : Shuangchenglu 803nong11hao1602A-1609shi, baoshanqu, Shanghai 200000 CN.

Importé en Australie : SIHAO PTY LTD. 1 ROKEVA STREETASTWOOD NSW 2122 Australie

Importé aux États-Unis : Sanven Technology Ltd. Suite 250, 9166 Anaheim

Lieu, Rancho Cucamonga, CA 91730



E-CrossStu GmbH

Mainzer Landstr.69, 60329 Frankfurt am Main.



YH CONSULTING LIMITED.

C/O YH Consulting Limited Office 147, Centurion House, London Road, Staines-upon-Thames, Surrey, TW18 4AX

VEVOR[®]

TOUGH TOOLS, HALF PRICE

Technique Assistance et certificat de garantie électronique

www.vevor.com/support

VEVOR[®]

TOUGH TOOLS, HALF PRICE

Technisch Ondersteuning en e-garantiecertificaat www.vevor.com/support

VLAGGENMASTSETS

HANDLEIDING

We continue to be committed to provide you tools with competitive price.

"Save Half", "Half Price" or any other similar expressions used by us only represents an estimate of savings you might benefit from buying certain tools with us compared to the major top brands and does not necessarily mean to cover all categories of tools offered by us. You are kindly reminded to verify carefully when you are placing an order with us if you are actually saving half in comparison with the top major brands.

VEVOR®

TOUGH TOOLS, HALF PRICE

FLAGPOLE KITS

UP-QGSS20 - Zwart /UP-QGSS25 - ZWART / UP-QGSS20 - Argent
/UP-QGSS25 - Argent /UP-QGSS30 - Argent



NEED HELP? CONTACT US!

Have product questions? Need technical support? Please feel free to contact us:

Technical Support and E-Warranty Certificate
www.vevor.com/support

This is the original instruction, please read all manual instructions carefully before operating. VEVOR reserves a clear interpretation of our user manual. The appearance of the product shall be subject to the product you received. Please forgive us that we won't inform you again if there are any technology or software updates on our product.

Veiligheidsmaatregelen

WAARSCHUWING:

Lees deze instructies voordat u dit product gebruikt. Als u dit niet doet, kan dit leiden tot ernstig letsel. de basisvoorzorgsmaatregelen moeten altijd worden gevolgd , waaronder de volgende:

36. De vlaggenmastsets mag niet worden gebruikt of opgeslagen in gevaarlijke gebieden. Het is niet toegestaan het apparaat op gevaarlijke locaties te gebruiken.

37. De vlaggenmastsets moet vóór gebruik worden gecontroleerd om er zeker van te zijn dat deze in goede staat verkeert en veilig werkt. Anders mag het apparaat niet worden gebruikt.

38. Het wordt aanbevolen om de vlaggenmast te demonteren bij hevige wind en zware weersomstandigheden, voor het geval er schade optreedt.

39. De exploitant moet de vlaggenmastkits gebruiken op de juiste manier. Hij moet rekening houden met de plaatselijke omstandigheden en moet bij het werken met de Flagpole Kits rekening houden met derden , in het bijzonder kinderen .

40. Deze vlaggenmastkits is niet bedoeld voor gebruik door personen (inclusief kinderen) met verminderde lichamelijke , zintuiglijke of geestelijke vermogens of gebrek aan ervaring en/of kennis , tenzij zij onder toezicht staan van een persoon die verantwoordelijk is voor hun veiligheid of door deze personen zijn geïnstrueerd over het gebruik van het apparaat. Op kinderen moet toezicht worden gehouden , om er zeker van te zijn dat ze niet met het apparaat spelen Vlaggenmastsets.

BEWAAR DEZE INSTRUCTIES

Product lijst



1 pvc Ground



4 Clips



1 Glove



1 Flag



1 Ball




1 Flag Pole

Model	Totale lengte	Paal kleur	Bannerconfiguratie
UP-QGSS20 - Zwart	20FT	Zwart	Vlag van Groot-Brittannië of Vlag van Duitsland of Vlag van de Verenigde Staten of Geen vlagconfiguratie
UP-QGSS25 - Zwart	25FT	Zwart	Vlag van Groot-Brittannië of Vlag van Duitsland of Vlag van de Verenigde Staten of Geen vlagconfiguratie
UP-QGSS20 - Argentijns	20FT	Argentijns	Vlag van Groot-Brittannië of Vlag van Duitsland of Vlag van de Verenigde Staten of Geen vlagconfiguratie
UP-QGTJ25 - Argentijns	25FT	Argentijns	Vlag van Groot-Brittannië of Vlag van Duitsland of Vlag van de Verenigde Staten of Geen vlagconfiguratie
UP-QGTJ30	9 METER	Argentijns	Vlag van Groot-Brittannië

- Argentijns		s	of Vlag van Duitsland of Vlag van de Verenigde Staten of Geen vlagconfiguratie
--------------	--	---	--


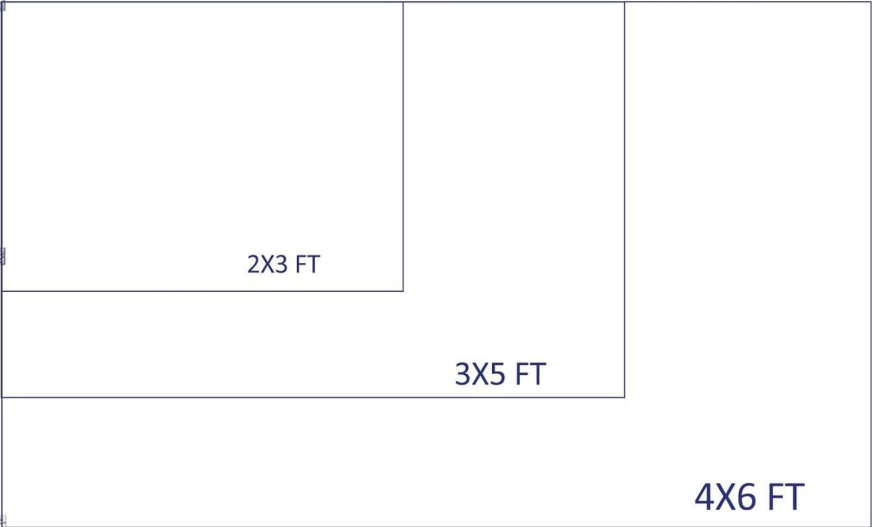
Productomschrijving





Het wordt aanbevolen om de huls (deel F) 20 cm boven de grond bloot te leggen en deze 50 cm ondergronds te begraven, en het ondergrondse deel met cement vast te zetten om te voorkomen dat de huls (deel F) losraakt en kantelt.

Suitable for 2*3;3*5;4*6FT flags with grommets



OPMERKING

Het wordt aanbevolen om de vlaggenmast te demonteren bij hevige wind en zware weersomstandigheden, voor het geval er schade optreedt.

Fabrikant : Shanghai muxinmuyeyouxiangongsi

Adres: Shuangchenglu 803nong11hao1602A-1609shi, baoshanqu, shanghai 200000 CN.

Geïmporteerd naar AUS: SIHAO PTY LTD. 1 ROKEVA STREET EASTWOOD NSW 2122 Australië

Geïmporteerd in de VS: Sanven Technology Ltd. Suite 250, 9166 Anaheim

Plaats, Rancho Cucamonga, CA 91730

UK	REP
-----------	------------

E-CrossStu GmbH

Mainzer Landstr.69, 60329 Frankfurt am Main.

EC	REP
-----------	------------

YH CONSULTING LIMITED.

C/O YH Consulting Limited Office 147, Centurion House, London Road, Staines-upon-Thames, Surrey, TW18 4AX

VEVOR[®]

TOUGH TOOLS, HALF PRICE

Technisch Ondersteuning en e-garantiecertificaat

www.vevor.com/support