

VEVOR[®]

TOUGH TOOLS, HALF PRICE

Technical Support and E-Warranty Certificate www.vevor.com/support

VINYL PRIVACY FENCE USER MANUAL

We continue to be committed to provide you tools with competitive price.

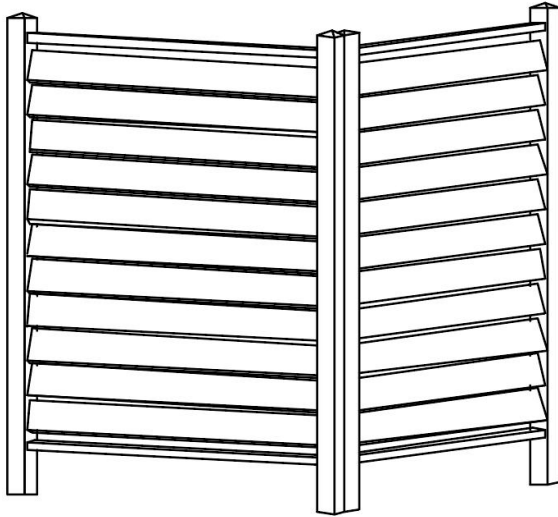
"Save Half", "Half Price" or any other similar expressions used by us only represents an estimate of savings you might benefit from buying certain tools with us compared to the major top brands and does not necessarily mean to cover all categories of tools offered by us. You are kindly reminded to verify carefully when you are placing an order with us if you are actually saving half in comparison with the top major brands.

VEVOR®

TOUGH TOOLS, HALF PRICE

VINYL PRIVACY FENCE

Model: 12222



NEED HELP? CONTACT US!

Have product questions? Need technical support? Please feel free to contact us:

Technical Support and E-Warranty Certificate
www.vevor.com/support

This is the original instruction, please read all manual instructions carefully before operating. VEVOR reserves a clear interpretation of our user manual. The appearance of the product shall be subject to the product you received. Please forgive us that we won't inform you again if there are any technology or software updates on our product.

SAFETY INFORMATION

In order to ensure your own safety, please make sure to wear gloves while assembling the fence . The metal parts could have sharp edges and could be oily because of rust prevention treatment. Please keep children away from the fence while assembling it to protect them.

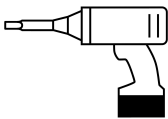
Strong winds may damage the product, fences should be disassembled in adverse weather conditions.

Make sure to keep sufficient distance to houses as well as gas and power lines to avoid possible damage. Please check the area for power cables and gas lines. Ask your local authority for further information if needed.

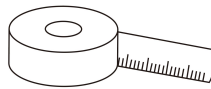
SPECIFICATIONS

Model	12222
Size of Single Fence	48×48in
Number of Fence	2
Color	White

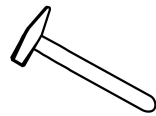
Please prepare the following tools before installation (not included with the product).



Power screwdriver




Tape



Rubber hammer
/Wooden hammer

People needed for installation work.



COMPONENTS



Ⓞ × 2

Left Post



Ⓟ × 2

Right Post



Ⓒ × 4

Metal Ground Stake



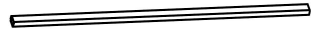
Ⓨ × 1

Positioned Boards



Ⓠ × 24

Panel



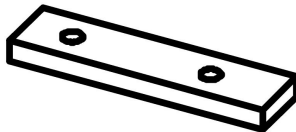
Ⓡ × 4

Top & Bottom Rail



Ⓝ1 × 4

Post Cap



ⓗ × 2

Bracket

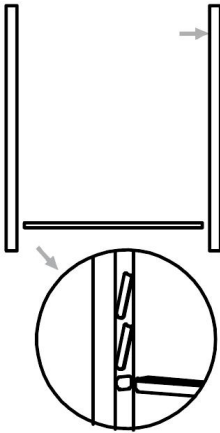


Ⓖ × 20

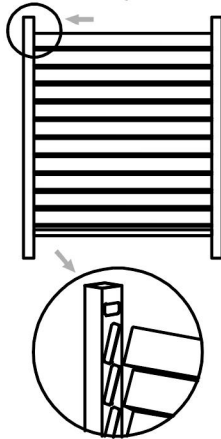
Screws

Assembly Instructions :

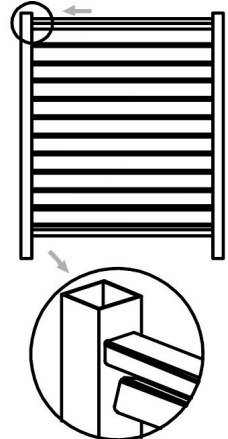
① ○ × 1 P × 1 R × 1



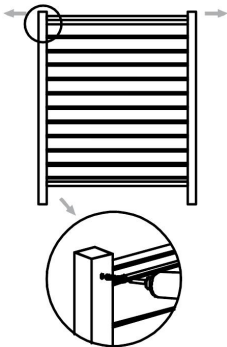
② Q × 12



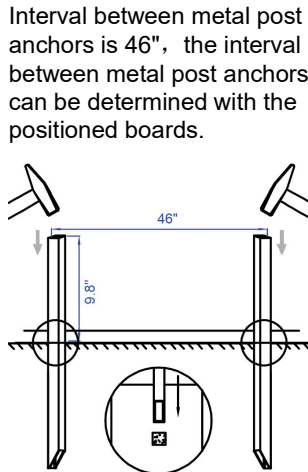
③ R × 1




④ G × 4



⑤ C × 2 Y × 1



⑥ N1 × 2

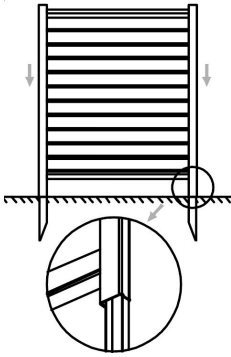


Interval between metal post anchors is 46", the interval between metal post anchors can be determined with the positioned boards.

Length of the metal post anchors exposed to the ground is 9.8".

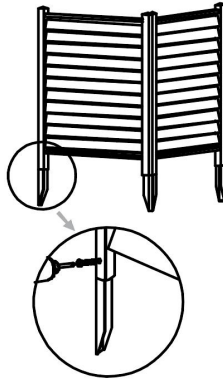
Users can increase the glue to fixed the post cap to prevent it from falling.

⑦




⑧

ⓐ × 8



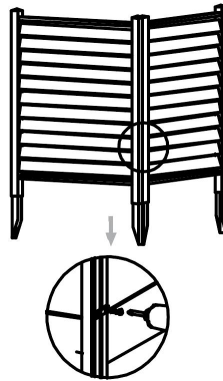
Repeat the installation steps of the other fences just use the provided connecting piece and screw to connect.

⑨




⑩

ⓓ × 2 ⓐ × 4



Finish installation

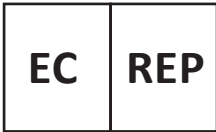


Install the brackets on the top and bottom of the screen.

Address: Baoshanqu Shuangchenglu 803long 11hao 1602A-1609shi Shanghai

Imported to AUS: SIHAO PTY LTD. 1 ROKEVA STREETEASTWOOD NSW 2122 Australia

Imported to USA: Sanven Technology Ltd. Suite 250, 9166 Anaheim Place, Rancho Cucamonga, CA 91730



SHUNSHUN GmbH
Römeräcker 9 Z2021,76351
Linkenheim-Hochstetten, Germany



Pooledas Group Ltd
Unit 5 Albert Edward House, The Pavilions
Preston, United Kingdom

Made In China

VEVOR[®]

TOUGH TOOLS, HALF PRICE

Technical Support and E-Warranty Certificate

www.vevor.com/support

VEVOR[®]

TOUGH TOOLS, HALF PRICE

Technique Assistance et certificat de garantie électronique
www.vevor.com/support

CLÔTURE DE CONFIDENTIALITÉ EN VINYLE MANUEL DE L'UTILISATEUR

We continue to be committed to provide you tools with competitive price.

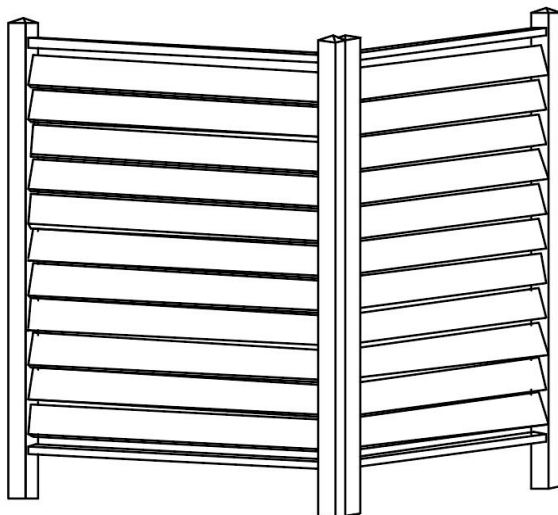
"Save Half", "Half Price" or any other similar expressions used by us only represents an estimate of savings you might benefit from buying certain tools with us compared to the major top brands and does not necessarily mean to cover all categories of tools offered by us. You are kindly reminded to verify carefully when you are placing an order with us if you are actually saving half in comparison with the top major brands.

VEVOR[®]

TOUGH TOOLS, HALF PRICE

VINYL PRIVACY FENCE

Modèle : 12222



NEED HELP? CONTACT US!

Have product questions? Need technical support? Please feel free to contact us:

Technical Support and E-Warranty Certificate
www.vevor.com/support

This is the original instruction, please read all manual instructions carefully before operating. VEVOR reserves a clear interpretation of our user manual. The appearance of the product shall be subject to the product you received. Please forgive us that we won't inform you again if there are any technology or software updates on our product.

INFORMATION DE SÉCURITÉ

Afin d'assurer votre propre sécurité, veuillez à porter des gants lors de l'assemblage de la clôture . Les pièces métalliques pourraient avoir des arêtes vives et pourraient être huileuses en raison du traitement antirouille.

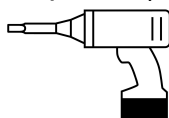
Veuillez garder les enfants éloignés de la clôture lors de son assemblage pour les protéger.

Des vents forts peuvent endommager le produit, les clôtures doivent être démontées en cas de conditions météorologiques défavorables. Assurez-vous de garder une distance suffisante par rapport aux maisons ainsi qu'aux lignes de gaz et d'électricité pour éviter d'éventuels dommages. Veuillez vérifier la zone pour les câbles électriques et les conduites de gaz. Renseignez-vous auprès de votre autorité locale si nécessaire.

CARACTÉRISTIQUES

Modèle	12222
Taille de la clôture simple	48 × 48 pouces
Nombre de clôture	2
Couleur	Blanc


Veuillez préparer les outils suivants avant l'installation (non inclus avec le produit).



Tournevis électrique




Ruban adhésif



Marteau en caoutchouc
/Marteau en bois

Personnes nécessaires pour les travaux d'installation.



COMPOSANTS



ⓐ × 2

Poste de gauche



ⓑ × 2

Message de droite



ⓒ × 4

Piquet de terre en métal



ⓓ × 1

Tableaux positionnés



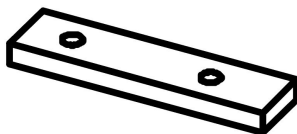
ⓔ × 24

Panneau



ⓕ × 4

Rail supérieur et inférieur



(N1) × 4

Capuchon de poteau

(H) × 2

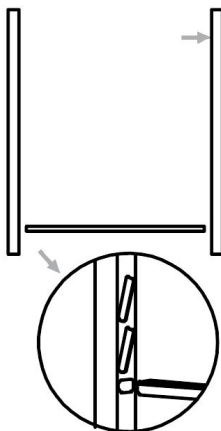
Support

(G) × 20

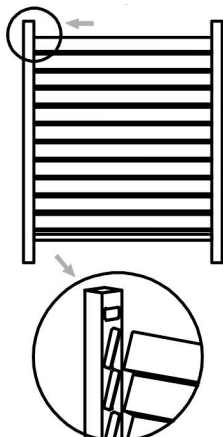
Des vis

Instructions de montage :

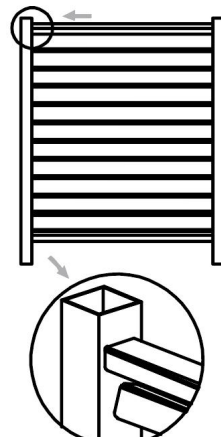
① (O) × 1 (P) × 1 (R) × 1



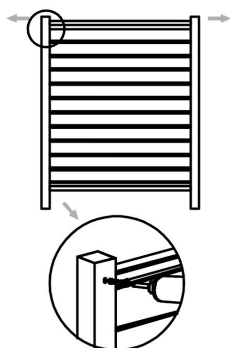
② (Q) × 12



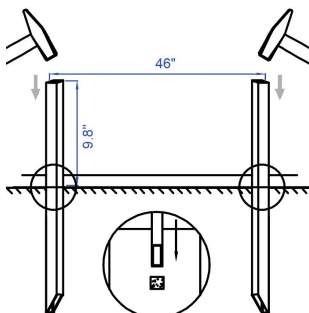
③ (R) × 1




④ (G) × 4



⑤ (C) × 2 (Y) × 1



⑥ (N) × 2

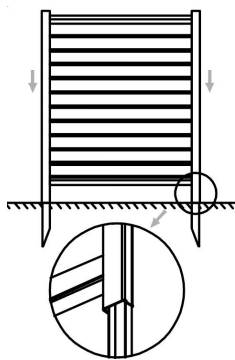


L'intervalle entre les ancrages de poteaux métalliques est de 46" , l'intervalle entre les ancrages de poteaux métalliques peut être déterminé avec les planches positionnées.

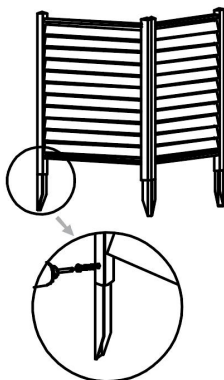
La longueur des ancrages de poteaux métalliques exposés au sol est de 9,8" .

Les utilisateurs peuvent augmenter la colle pour fixer le capuchon du poteau afin d'éviter qu'il ne tombe.

⑦




⑧ G × 8

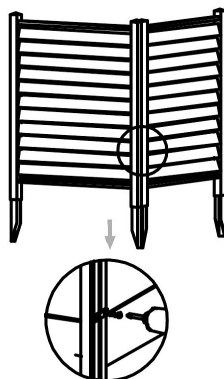


Répétez les étapes d'installation des autres clôtures, utilisez simplement la pièce de connexion et la vis fournies pour vous connecter.

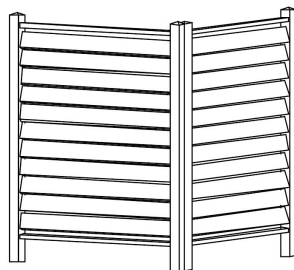
⑨



⑩ H × 2 G × 4



Terminer l'installation



Installez les supports en haut et en bas de l'écran .

Adresse : Baoshanqu Shuangchenglu 803long 11hao 1602A-1609shi Shanghai

Importé en Australie : SIHAO PTY LTD . 1 ROKEVA STREETASTWOOD NSW 2122
Australie

Importé aux États-Unis : Sanven Technology Ltd. Bureau 250, 9166 Anaheim Place,
Rancho Cucamonga, CA 91730



SHUNSHUN GmbH
Römeräcker 9 Z2021,76351
Linkenheim-Hochstetten,Germany



Pooledas Group Ltd
Unit 5 Albert Edward House, The Pavilions
Preston, United Kingdom

Fabriqué en Chine

VEVOR[®]

TOUGH TOOLS, HALF PRICE

Technique Assistance et certificat de garantie électronique

www.vevor.com/support

VEVOR[®]

TOUGH TOOLS, HALF PRICE

Technisch Support- und E-Garantie-Zertifikat www.vevor.com/support

SICHTSCHUTZZAUN AUS VINYL

BENUTZERHANDBUCH

We continue to be committed to provide you tools with competitive price.

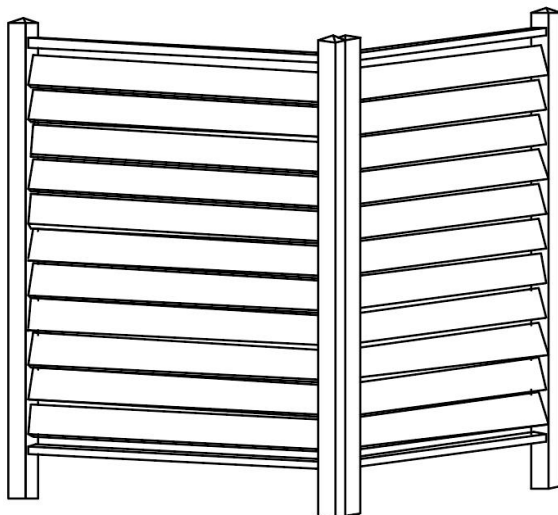
"Save Half", "Half Price" or any other similar expressions used by us only represents an estimate of savings you might benefit from buying certain tools with us compared to the major top brands and does not necessarily mean to cover all categories of tools offered by us. You are kindly reminded to verify carefully when you are placing an order with us if you are actually saving half in comparison with the top major brands.

VEVOR[®]

TOUGH TOOLS, HALF PRICE

VINYL PRIVACY FENCE

Modell: 12222



NEED HELP? CONTACT US!

Have product questions? Need technical support? Please feel free to contact us:

Technical Support and E-Warranty Certificate
www.vevor.com/support

This is the original instruction, please read all manual instructions carefully before operating. VEVOR reserves a clear interpretation of our user manual. The appearance of the product shall be subject to the product you received. Please forgive us that we won't inform you again if there are any technology or software updates on our product.

SICHERHEITSINFORMATION

Um Ihre eigene Sicherheit zu gewährleisten, achten Sie bitte darauf, Handschuhe zu tragen

beim Zusammenbau des Zauns . Die Metallteile könnten scharfe Kanten haben und aufgrund einer Rostschutzbehandlung ölig sein. Bitte halten Sie Kinder beim Aufbau vom Zaun fern, um sie zu schützen.

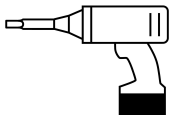
Starke Winde können das Produkt beschädigen. Zäune sollten bei ungünstigen Wetterbedingungen abgebaut werden.

Achten Sie darauf, ausreichend Abstand zu Häusern sowie Gas- und Stromleitungen einzuhalten, um mögliche Schäden zu vermeiden. Bitte überprüfen Sie den Bereich auf Stromkabel und Gasleitungen. Fragen Sie bei Bedarf Ihre örtliche Behörde nach weiteren Informationen.

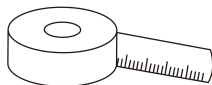
SPEZIFIKATIONEN

Modell	12222
Größe eines einzelnen Zauns	48×48 Zoll
Anzahl der Zäune	2
Farbe	Weiß

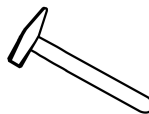
Bitte bereiten Sie vor der Installation die folgenden Werkzeuge vor (nicht im Produkt enthalten).



Akkuschrauber

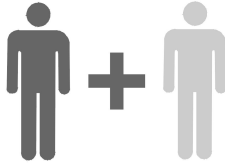


Band



Gummihammer
/Holzhammer

Für Montagearbeiten werden Personen benötigt.



KOMPONENTEN



ⓐ × 2

Linker Beitrag




ⓑ × 2

Richtiger Beitrag



ⓒ × 4

Erdspieß aus Metall



ⓓ × 1

Positionierte Bretter



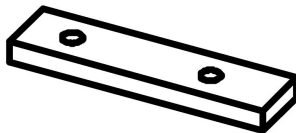
ⓔ × 24

Panel



ⓕ × 4

Obere und untere
Schiene



Ⓝ1 × 4

Beitragskappe

ⓓ × 2

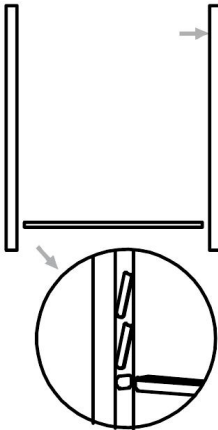
Halterung

ⓖ × 20


Schrauben

Montageanleitung :

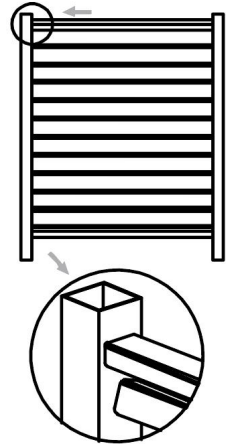
① Ⓞ × 1 Ⓟ × 1 Ⓡ × 1



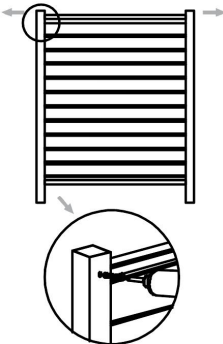
② Ⓠ × 12



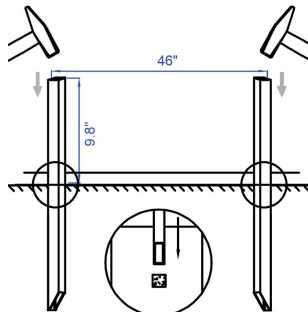
③ Ⓡ × 1




④ ⓖ × 4



⑤ Ⓢ × 2 Ⓣ × 1



⑥ Ⓝ1 × 2

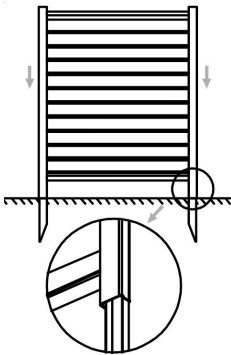


Der Abstand zwischen den Metallpostenankern beträgt 46 Zoll . Der Abstand zwischen den Metallpostenankern kann anhand der positionierten Bretter bestimmt werden.

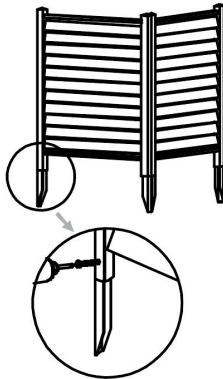
Die Länge der Metallpfostenanker, die dem Boden ausgesetzt sind, beträgt 9,8 Zoll .

Benutzer können den Kleber erhöhen, um die Pfostenkappe zu fixieren und ein Herunterfallen zu verhindern .

⑦




⑧ G × 8

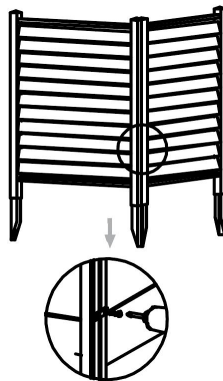


Wiederholen Sie die Installationschritte der anderen Zäune. Verwenden Sie zum Verbinden einfach das mitgelieferte Verbindungsstück und die Schraube.

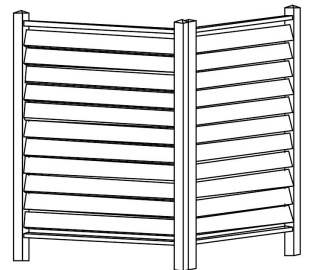
⑨



⑩ H × 2 G × 4



Beenden Sie die Installation



Bringen Sie die
Halterungen oben und
unten am Bildschirm an .

Adresse: Baoshanqu Shuangchenglu 803long 11hao 1602A-1609shi Shanghai

Importiert nach AUS: SIHAO PTY LTD . 1 ROKEVA STREETEASTWOOD NSW 2122
Australien

Importiert in die USA: Sanven Technology Ltd. Suite 250, 9166 Anaheim Place, Rancho
Cucamonga, CA 91730



SHUNSHUN GmbH
Römeräcker 9 Z2021,76351
Linkenheim-Hochstetten, Germany



Pooledas Group Ltd
Unit 5 Albert Edward House, The Pavilions
Preston, United Kingdom

In China hergestellt

VEVOR[®]

TOUGH TOOLS, HALF PRICE

Technisch Support- und E-Garantiezertifikat

www.vevor.com/support

VEVOR[®]

TOUGH TOOLS, HALF PRICE

Tecnico Supporto e certificato di garanzia elettronica www.vevor.com/support

RECINZIONE PER LA PRIVACY IN VINILE MANUALE D'USO

We continue to be committed to provide you tools with competitive price.

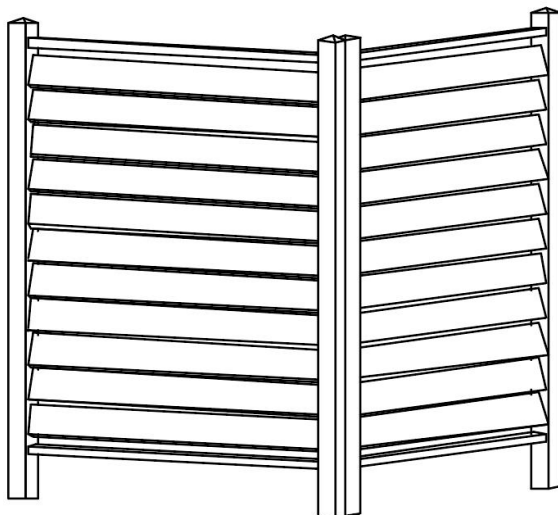
"Save Half", "Half Price" or any other similar expressions used by us only represents an estimate of savings you might benefit from buying certain tools with us compared to the major top brands and does not necessarily mean to cover all categories of tools offered by us. You are kindly reminded to verify carefully when you are placing an order with us if you are actually saving half in comparison with the top major brands.

VEVOR®

TOUGH TOOLS, HALF PRICE

VINYL PRIVACY FENCE

Modello: 12222



NEED HELP? CONTACT US!

Have product questions? Need technical support? Please feel free to contact us:

Technical Support and E-Warranty Certificate
www.vevor.com/support

This is the original instruction, please read all manual instructions carefully before operating. VEVOR reserves a clear interpretation of our user manual. The appearance of the product shall be subject to the product you received. Please forgive us that we won't inform you again if there are any technology or software updates on our product.

INFORMAZIONI SULLA SICUREZZA

Per garantire la vostra sicurezza, assicuratevi di indossare i guanti durante il montaggio della recinzione . Le parti metalliche potrebbero presentare spigoli vivi e risultare unte a causa del trattamento antiruggine.

Si prega di tenere i bambini lontani dalla recinzione durante il montaggio per proteggerli.

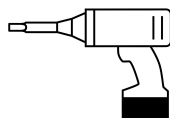
Forti venti possono danneggiare il prodotto, le recinzioni devono essere smontate in condizioni meteorologiche avverse.

Assicuratevi di mantenere una distanza sufficiente dalle case e dalle linee del gas e dell'elettricità per evitare possibili danni. Si prega di controllare l'area per cavi elettrici e linee del gas. Se necessario, chiedi alla tua autorità locale ulteriori informazioni.

SPECIFICHE

Modello	12222
Dimensioni della recinzione singola	48×48 pollici
Numero di recinzione	2
Colore	Bianco

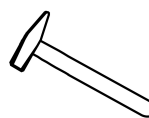
Si prega di preparare i seguenti strumenti prima dell'installazione (non inclusi con il prodotto).



Cacciavite elettrico




Nastro



Martello di gomma
/Martello di legno

Persone necessarie per i lavori di installazione.



COMPONENTI



ⓐ × 2

Posta sinistra



ⓑ × 2

Posta giusta



ⓒ × 4

Paletto da terra in metallo



ⓓ × 1

Schede posizionate



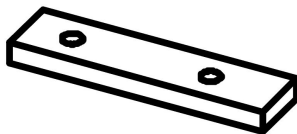
ⓔ × 24

Pannello



ⓕ × 4

Binario superiore e inferiore



Ⓝ₁ × 4

Tappe postale

ⓓ × 2

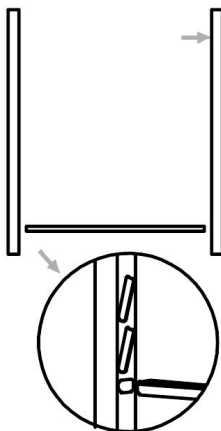
Staffa

ⓖ × 20

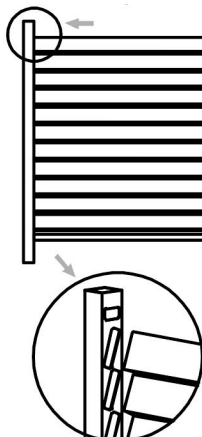
Viti

Istruzioni di montaggio :

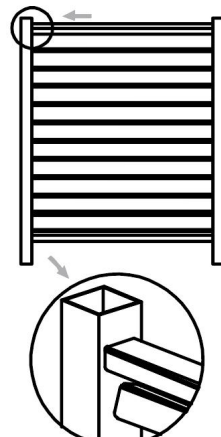
① Ⓞ × 1 Ⓟ × 1 Ⓡ × 1



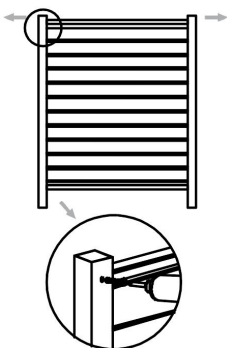
② Ⓠ × 12



③ Ⓡ × 1

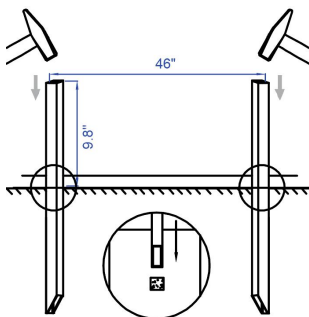


④ ⓖ × 4




⑤ Ⓢ × 2 Ⓣ × 1

L'intervallo tra gli ancoraggi dei pali metallici è di 46 pollici ; l'intervallo tra gli ancoraggi dei pali metallici può essere determinato con le tavole posizionate.



La lunghezza degli ancoraggi dei pali metallici

⑥ Ⓝ₁ × 2

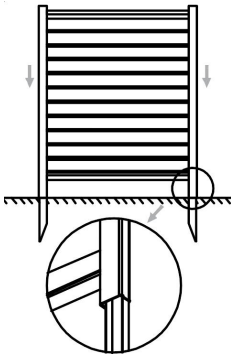


Gli utenti possono

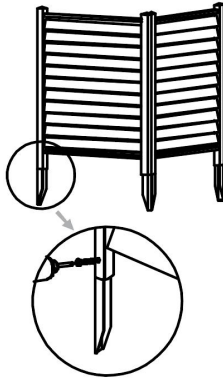
esposti al suolo è di 9,8 pollici .

augmentare la colla per fissare il tappo del palo per evitare che cada.

⑦




⑧ G × 8

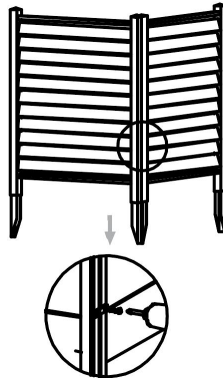


Ripetere i passaggi di installazione delle altre recinzioni, utilizzare semplicemente il pezzo di collegamento e la vite forniti per collegarli.

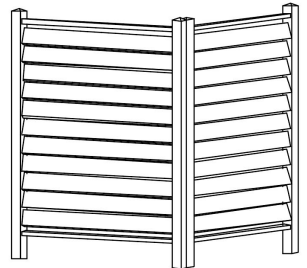
⑨



⑩ H × 2 G × 4



Termina l'installazione



Installare le staffe sulla parte superiore e inferiore dello schermo .

Indirizzo: Baoshanqu Shuangchenglu 803long 11hao 1602A-1609shi Shanghai

Importato in AUS: SIHAO PTY LTD . 1 ROKEVA STREETEASTWOOD NSW 2122
Australia

Importato negli Stati Uniti: Sanven Technology Ltd. Suite 250, 9166 Anaheim Place,
Rancho Cucamonga, CA 91730



SHUNSHUN GmbH
Römeräcker 9 Z2021,76351
Linkenheim-Hochstetten, Germany



Pooledas Group Ltd
Unit 5 Albert Edward House, The Pavilions
Preston, United Kingdom

Made in China

VEVOR[®]

TOUGH TOOLS, HALF PRICE

Tecnico Supporto e certificato di garanzia elettronica

www.vevor.com/support



Técnico Soporte y certificado de garantía electrónica www.vevor.com/support

VALLA DE PRIVACIDAD DE VINILO MANUAL DE USUARIO

We continue to be committed to provide you tools with competitive price.

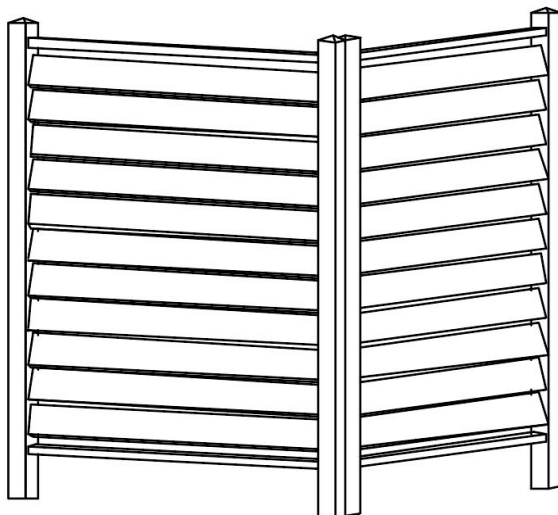
"Save Half", "Half Price" or any other similar expressions used by us only represents an estimate of savings you might benefit from buying certain tools with us compared to the major top brands and does not necessarily mean to cover all categories of tools offered by us. You are kindly reminded to verify carefully when you are placing an order with us if you are actually saving half in comparison with the top major brands.

VEVOR[®]

TOUGH TOOLS, HALF PRICE

VINYL PRIVACY FENCE

Modelo: 12222



NEED HELP? CONTACT US!

Have product questions? Need technical support? Please feel free to contact us:

Technical Support and E-Warranty Certificate
www.vevor.com/support

This is the original instruction, please read all manual instructions carefully before operating. VEVOR reserves a clear interpretation of our user manual. The appearance of the product shall be subject to the product you received. Please forgive us that we won't inform you again if there are any technology or software updates on our product.

INFORMACIÓN DE SEGURIDAD

Para garantizar su propia seguridad, asegúrese de usar guantes. mientras monta la cerca . Las piezas metálicas pueden tener bordes afilados y estar aceitosas debido al tratamiento de prevención de oxidación.

Mantenga a los niños alejados de la cerca mientras la ensambla para protegerlos.

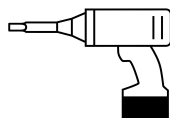
Los vientos fuertes pueden dañar el producto; las vallas deben desmontarse en condiciones climáticas adversas.

Asegúrese de mantener una distancia suficiente con las casas, así como con las líneas de gas y electricidad para evitar posibles daños. Verifique el área en busca de cables de alimentación y líneas de gas. Solicite más información a su autoridad local si es necesario.

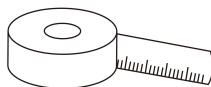
ESPECIFICACIONES

Modelo	12222
Tamaño de valla única	48×48 pulgadas
Número de valla	2
Color	Blanco

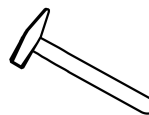
Prepare las siguientes herramientas antes de la instalación (no incluidas con el producto).



Destornillador eléctrico




Cinta



Martillo de goma
/Martillo de madera

Se necesita gente para trabajos de instalación.



COMPONENTES



ⓐ × 2

Publicación izquierda



ⓑ × 2

Publicación derecha



ⓒ × 4

Estaca metálica para el suelo



ⓓ × 1

Tableros posicionados



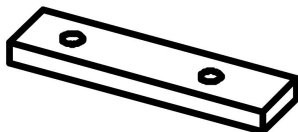
ⓔ × 24

Panel



ⓕ × 4

Riel superior e inferior



Ⓝ₁ × 4

Tapa de poste

ⓓ × 2

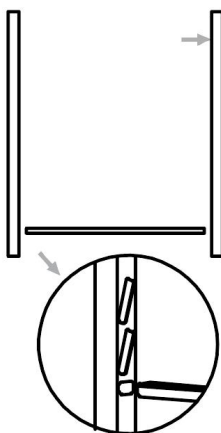
Soporte

ⓖ × 20

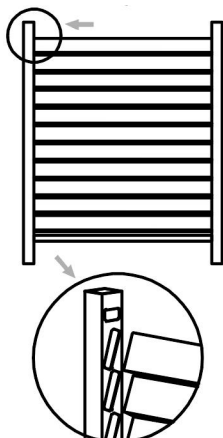
Tornillos

Instrucciones de montaje :

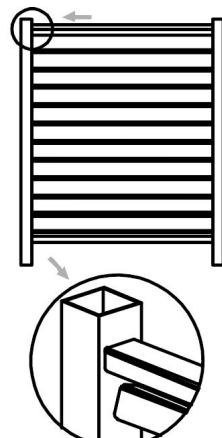
① Ⓞ × 1 Ⓟ × 1 Ⓡ × 1



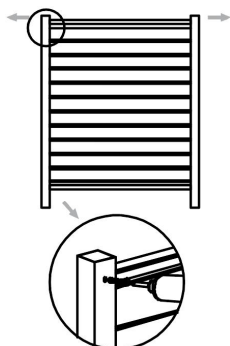
② Ⓠ × 12



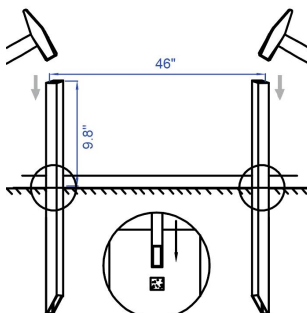
③ Ⓡ × 1




④ ⓖ × 4



⑤ Ⓢ × 2 Ⓣ × 1



⑥ Ⓝ₁ × 2

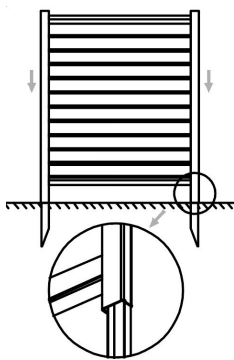


El intervalo entre los anclajes de los postes metálicos es de 46" , el intervalo entre los anclajes de los postes metálicos se puede determinar con las tablas colocadas.

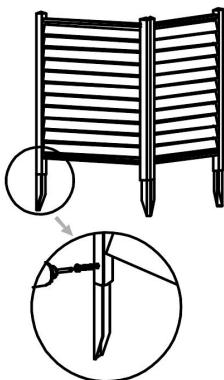
La longitud de los anclajes de los postes metálicos expuestos al suelo es de 9,8" .

Los usuarios pueden aumentar el pegamento para fijar la tapa del poste y evitar que se caiga.

⑦




⑧ G × 8

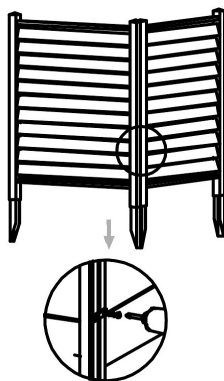


Repita los pasos de instalación de las otras cercas, simplemente use la pieza de conexión y el tornillo provistos para conectar.

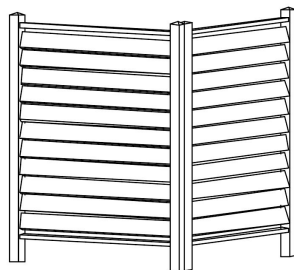
⑨



⑩ H × 2 G × 4



Terminar la instalación



Instale los soportes en la parte superior e inferior de la pantalla .

Dirección: Baoshanqu Shuangchenglu 803long 11hao 1602A-1609shi Shanghai

Importado a AUS: SIHAO PTY LTD . 1 ROKEVA STREET ASTWOOD NSW 2122 Australia

Importado a EE. UU.: Sanven Technology Ltd. Suite 250, 9166 Anaheim Place, Rancho Cucamonga, CA 91730



SHUNSHUN GmbH
Römeräcker 9 Z2021,76351
Linkenheim-Hochstetten, Germany



Pooledas Group Ltd
Unit 5 Albert Edward House, The Pavilions
Preston, United Kingdom

Hecho en china

VEVOR[®]

TOUGH TOOLS, HALF PRICE

Técnico Certificado de soporte y garantía electrónica

www.vevor.com/support

VEVOR[®]

TOUGH TOOLS, HALF PRICE

Techniczny Certyfikat wsparcia i e-gwarancji www.vevor.com/support

OGRODZENIE ZAPEWNIAJĄCE PRYWATNOŚĆ Z WINYLU INSTRUKCJA OBSŁUGI

We continue to be committed to provide you tools with competitive price.

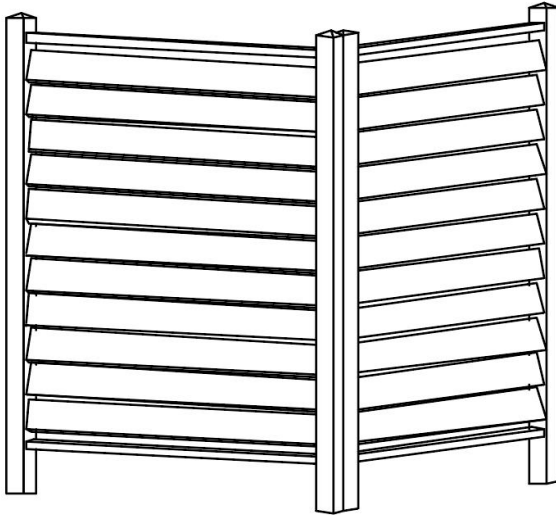
"Save Half", "Half Price" or any other similar expressions used by us only represents an estimate of savings you might benefit from buying certain tools with us compared to the major top brands and does not necessarily mean to cover all categories of tools offered by us. You are kindly reminded to verify carefully when you are placing an order with us if you are actually saving half in comparison with the top major brands.

VEVOR[®]

TOUGH TOOLS, HALF PRICE

VINYL PRIVACY FENCE

Model: 12222



NEED HELP? CONTACT US!

Have product questions? Need technical support? Please feel free to contact us:

Technical Support and E-Warranty Certificate
www.vevor.com/support

This is the original instruction, please read all manual instructions carefully before operating. VEVOR reserves a clear interpretation of our user manual. The appearance of the product shall be subject to the product you received. Please forgive us that we won't inform you again if there are any technology or software updates on our product.

INFORMACJE DOTYCZĄCE BEZPIECZEŃSTWA

W trosce o własne bezpieczeństwo prosimy o noszenie rękawiczek podczas montażu ogrodzenia . Części metalowe mogą mieć ostre krawędzie i mogą być zaolejone ze względu na zabezpieczenie przed rdzą.

Podczas montażu należy trzymać dzieci z dala od ogrodzenia, aby je chronić.

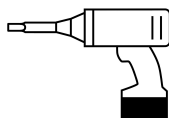
Silny wiatr może uszkodzić produkt, w przypadku niesprzyjających warunków atmosferycznych płyty należy zdemontować.

Należy zachować odpowiednią odległość od domów oraz linii gazowych i energetycznych, aby uniknąć ewentualnych uszkodzeń. Proszę sprawdzić okolicę pod kątem kabli zasilających i gazowych. W razie potrzeby poproś władze lokalne o dalsze informacje.

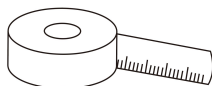
SPECYFIKACJE

Model	12222
Rozmiar pojedynczego ogrodzenia	48×48 cali
Numer ogrodzenia	2
Kolor	Biały

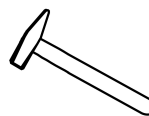
Przed instalacją przygotuj następujące narzędzia (nie są dołączone do produktu).



Wkrętak mocy




Taśma



Gumowy młotek
/Drewniany młotek

Potrzebne osoby do prac instalacyjnych.



SKŁADNIKI



ⓐ × 2

Lewy post



ⓑ × 2

Właściwy post



ⓒ × 4

Metalowy kołek
uziemiający




ⓓ × 1

Deski pozycjonowane



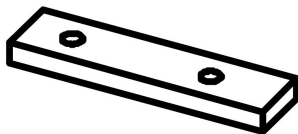
ⓔ × 24

Płyta



ⓕ × 4

Górna i dolna szyna



Ⓝ1 × 4

Poczta Cap

ⓓ × 2

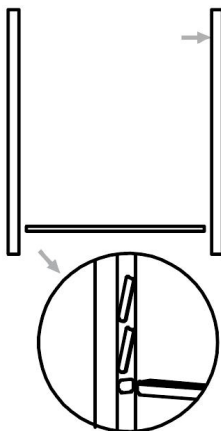
Nawias

ⓖ × 20

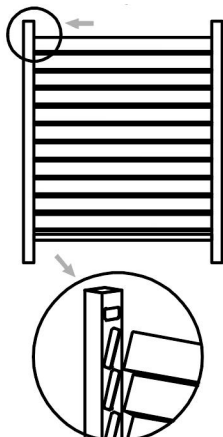
Śruby

Instrukcja montażu :

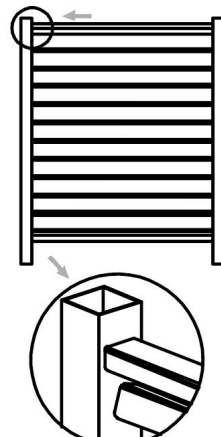
① Ⓞ × 1 Ⓟ × 1 Ⓡ × 1



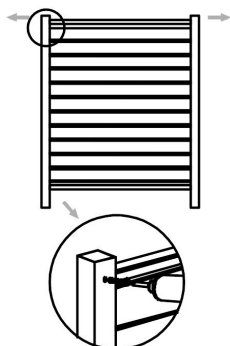
② Ⓠ × 12



③ Ⓡ × 1

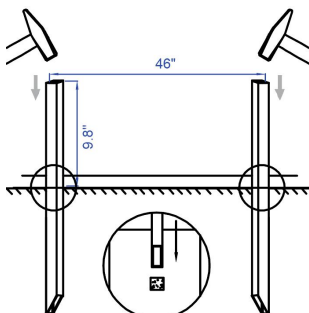


④ ⓖ × 4




⑤ Ⓢ × 2 Ⓣ × 1

Odstęp między metalowymi kotwami słupkowymi wynosi 46 cali . Odstęp między metalowymi kotwami słupkowymi można określić za pomocą ustawionych desek.



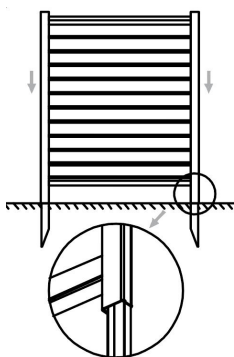
⑥ Ⓝ1 × 2



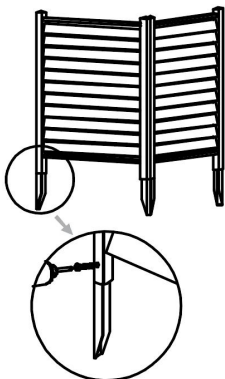
Długość metalowych kotew słupkowych odsłoniętych do podłoża wynosi 9,8 cala .

Użytkownicy mogą zwiększyć ilość kleju, aby przymocować zaślepkę słupka , aby zapobiec jej upadkowi.

⑦




⑧ ⑥ × 8

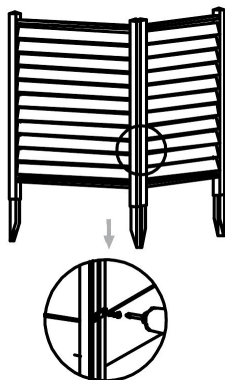


Powtórz kroki instalacji pozostałych ogrodzeń, po prostu użyj dostarczonego łącznika i śruby, aby połączyć.


⑨



⑩ ⑦ × 2 ⑥ × 4



Zakończ instalację



Zainstaluj wsporniki na
górze i na dole ekranu .

Adres: Baoshanqu Shuangchenglu 803long 11hao 1602A-1609shi Szanghaj

Import do AUS: SIHAO PTY LTD . 1 ROKEVA STREETEASTWOOD NSW 2122 Australia

Import do USA: Sanven Technology Ltd. Apartament 250, 9166 Anaheim Place, Rancho Cucamonga, Kalifornia 91730



SHUNSHUN GmbH
Römeräcker 9 Z2021,76351
Linkenheim-Hochstetten, Germany



Pooledas Group Ltd
Unit 5 Albert Edward House, The Pavilions
Preston, United Kingdom

Wyprodukowano w Chinach

VEVOR[®]

TOUGH TOOLS, HALF PRICE

Techniczny Certyfikat wsparcia i e-gwarancji

www.vevor.com/support

VEVOR[®]

TOUGH TOOLS, HALF PRICE

Technisch Ondersteuning en e-garantiecertificaat www.vevor.com/support

VINYL PRIVACYHEK HANDLEIDING

We continue to be committed to provide you tools with competitive price.

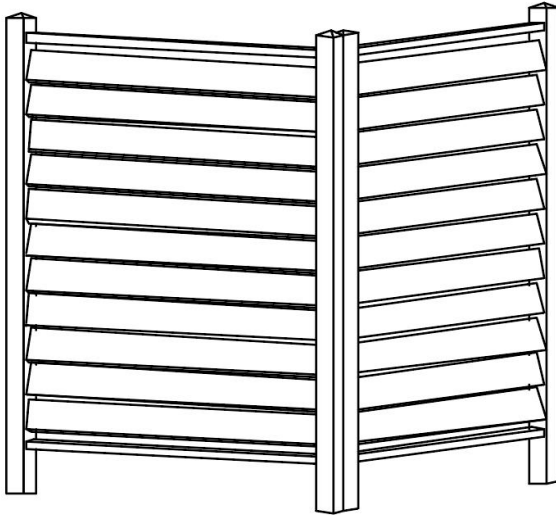
"Save Half", "Half Price" or any other similar expressions used by us only represents an estimate of savings you might benefit from buying certain tools with us compared to the major top brands and does not necessarily mean to cover all categories of tools offered by us. You are kindly reminded to verify carefully when you are placing an order with us if you are actually saving half in comparison with the top major brands.

VEVOR[®]

TOUGH TOOLS, HALF PRICE

VINYL PRIVACY FENCE

Model: 12222



NEED HELP? CONTACT US!

Have product questions? Need technical support? Please feel free to contact us:

Technical Support and E-Warranty Certificate
www.vevor.com/support

This is the original instruction, please read all manual instructions carefully before operating. VEVOR reserves a clear interpretation of our user manual. The appearance of the product shall be subject to the product you received. Please forgive us that we won't inform you again if there are any technology or software updates on our product.

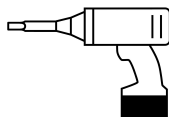
VEILIGHEIDSINFORMATIE

Om uw eigen veiligheid te garanderen, verzoeken wij u handschoenen te dragen tijdens het monteren van het hek . De metalen onderdelen kunnen scherpe randen hebben en kunnen vettig zijn vanwege de roestpreventiebehandeling. Houd kinderen tijdens het monteren uit de buurt van het hek om ze te beschermen. Sterke wind kan het product beschadigen. Bij ongunstige weersomstandigheden moeten hekken worden gedemonteerd. Zorg ervoor dat u voldoende afstand houdt tot huizen en gas- en elektriciteitsleidingen om mogelijke schade te voorkomen. Controleer het gebied op stroomkabels en gasleidingen. Vraag indien nodig uw plaatselijke overheid om meer informatie.

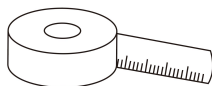
SPECIFICATIES

Model	12222
Grootte van enkele omheining	48×48in
Aantal hek	2
Kleur	Wit

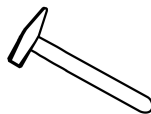
Zorg ervoor dat u vóór de installatie het volgende gereedschap gereedmaakt (niet meegeleverd met het product).



Elektrische
schroevendraaier




Plakband



Rubberen hamer
/Houten hamer

Mensen nodig voor installatiewerkzaamheden.



COMPONENTEN



ⓐ × 2

Linkerpost



ⓑ × 2

Juiste post



ⓒ × 4

Metalen grondpen



ⓓ × 1

Gepositioneerde borden



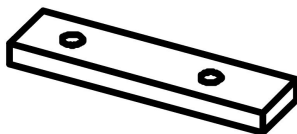
ⓔ × 24

Paneel



ⓕ × 4

Boven- en onderrail



Ⓝ1 × 4

Postkap

ⓓ × 2

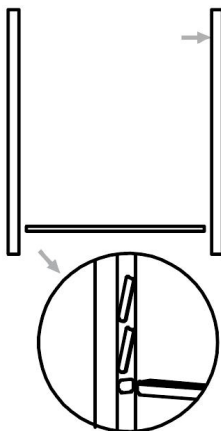
Haakje

ⓖ × 20

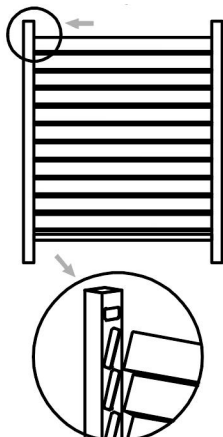
Schroeven

Montage-instructies :

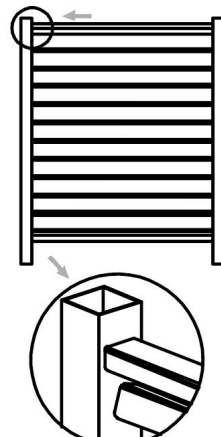
① Ⓞ × 1 Ⓟ × 1 Ⓡ × 1



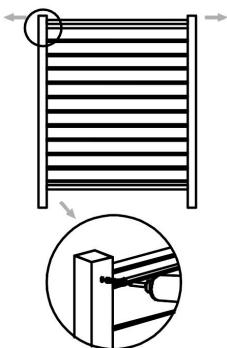
② Ⓠ × 12



③ Ⓡ × 1

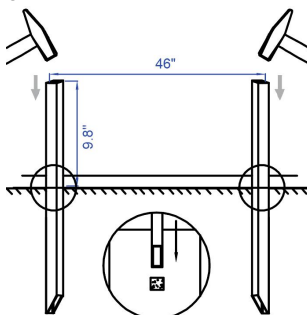


④ ⓖ × 4




⑤ Ⓢ × 2 Ⓣ × 1

De afstand tussen de metalen paalankers is 46 inch . De afstand tussen de metalen paalankers kan worden bepaald met de geplaatste planken.



De lengte van de metalen paalankers die aan de grond

⑥ Ⓝ1 × 2

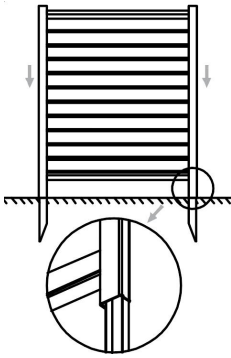


Gebruikers kunnen de lijm

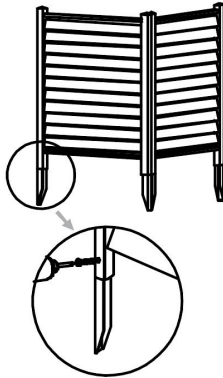
zijn blootgesteld, is 9,8
inch .

verhogen om de paaldop
vast te zetten en te
voorkomen dat deze valt.

⑦




⑧ ⑥ × 8

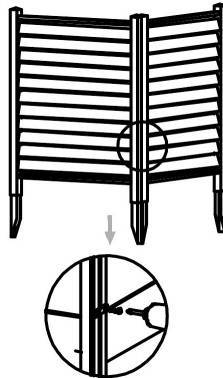


Herhaal de
installatiestappen van
de andere hekken,
gebruik gewoon het
meegeleverde
verbindingsstuk en
schroef om te
verbinden.

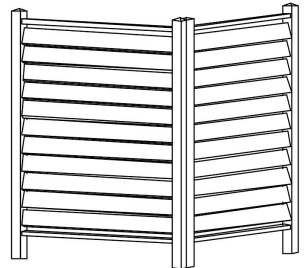
⑨



⑩ ① × 2 ⑥ × 4



Voltooi de installatie



Installeer de beugels aan
de boven- en onderkant
van het scherm .

Adres: Baoshanqu Shuangchenglu 803long 11hao 1602A-1609shi Shanghai

Geïmporteerd naar AUS: SIHAO PTY LTD . 1 ROKEVA STREETEASTWOOD NSW 2122
Australië

Geïmporteerd naar de VS: Sanven Technology Ltd. Suite 250, 9166 Anaheim Place,
Rancho Cucamonga, CA 91730



SHUNSHUN GmbH
Römeräcker 9 Z2021,76351
Linkenheim-Hochstetten, Germany



Pooledas Group Ltd
Unit 5 Albert Edward House, The Pavilions
Preston, United Kingdom

Gemaakt in China

VEVOR[®]

TOUGH TOOLS, HALF PRICE

Technisch Ondersteuning en e-garantiecertificaat

www.vevor.com/support

VEVOR[®]

TOUGH TOOLS, HALF PRICE

Teknisk Support och e-garanticertifikat www.vevor.com/support

VINYL PRIVACY FENCE ANVÄNDARMANUAL

We continue to be committed to provide you tools with competitive price.

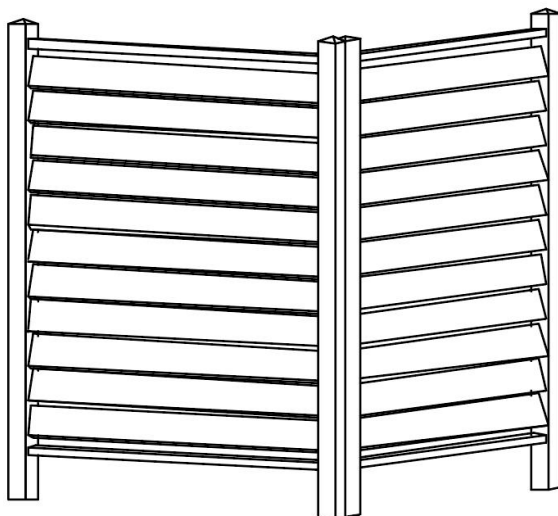
"Save Half", "Half Price" or any other similar expressions used by us only represents an estimate of savings you might benefit from buying certain tools with us compared to the major top brands and does not necessarily mean to cover all categories of tools offered by us. You are kindly reminded to verify carefully when you are placing an order with us if you are actually saving half in comparison with the top major brands.

VEVOR®

TOUGH TOOLS, HALF PRICE

VINYL PRIVACY FENCE

Modell: 12222



NEED HELP? CONTACT US!

Have product questions? Need technical support? Please feel free to contact us:

Technical Support and E-Warranty Certificate
www.vevor.com/support

This is the original instruction, please read all manual instructions carefully before operating. VEVOR reserves a clear interpretation of our user manual. The appearance of the product shall be subject to the product you received. Please forgive us that we won't inform you again if there are any technology or software updates on our product.

SÄKERHETSINFORMATION

För att garantera din egen säkerhet, se till att bära handskar medan du monterar staketet. Metalldelarna kan ha vassa kanter och kan vara oljiga på grund av rostskyddsbehandling.

Håll barn borta från stängslet när du monterar det för att skydda dem.

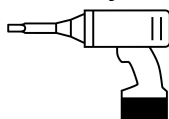
Starka vindar kan skada produkten, staket bör tas isär under ogynnsamma väderförhållanden.

Se till att hålla tillräckligt avstånd till hus samt gas- och kraftledningar för att undvika eventuella skador. Kontrollera området för elkablar och gasledningar. Fråga din lokala myndighet om ytterligare information om det behövs.

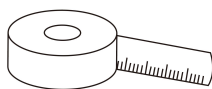
SPECIFIKATIONER

Modell	12222
Storlek på enstaka staket	48 × 48 tum
Antal staket	2
Färg	Vit


Förbered följande verktyg före installation (medföljer inte produkten).



Power skruvmejsel



Tejp



Gummi hammare
/Trähammare

Personer som behövs för installationsarbete.



KOMPONENTER



ⓐ × 2

Vänster inlägg



ⓑ × 2

Höger inlägg



ⓒ × 4

Metall Ground Stake



Ⓨ × 1

Placerade brädor



Ⓚ × 24

Panel



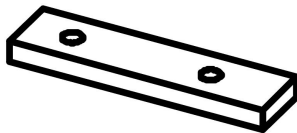
Ⓡ × 4

Topp- och bottenskena



Ⓝ1 × 4

Stolpe Cap



Ⓝ2 × 2

Konsol

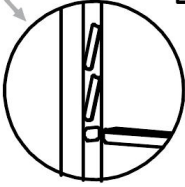



Ⓞ × 20

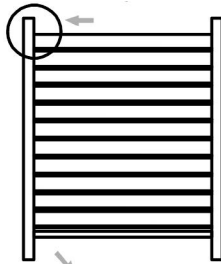
Skrubar

Monteringsanvisningar :

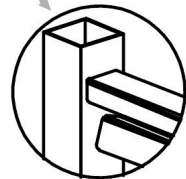
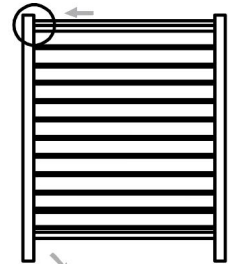
① ① × 1 ② × 1 ③ × 1





② ④ × 12



③ ⑤ × 1

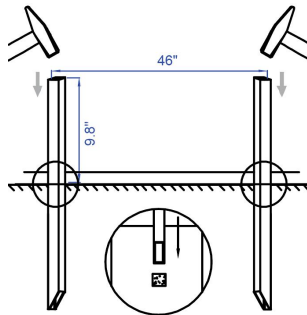


④ ⑥ × 4



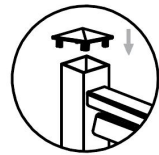
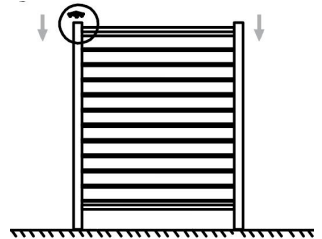
⑤ ⑦ × 2 ⑧ × 1

Intervallet mellan metallstolpar är 46", intervallet mellan metallstolpar kan bestämmas med de placerade brädorna.



Längden på metallstolpens ankare som är exponerade mot marken är 9,8" .

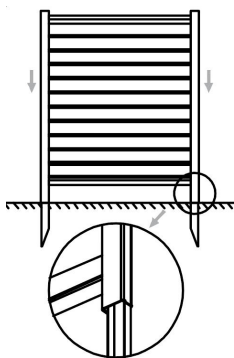
⑥ ⑨ × 2



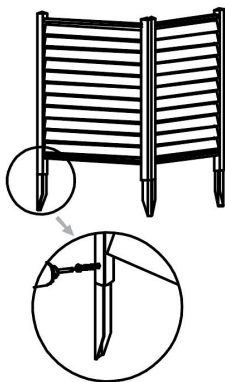
Användare kan öka limmet för att fixera stolplocket för att förhindra att det faller.

⑦

⑧ ⑩ × 8



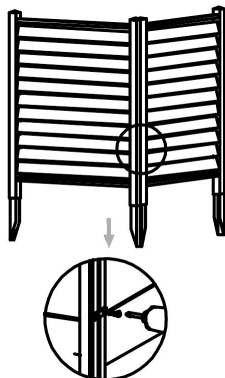

⑨



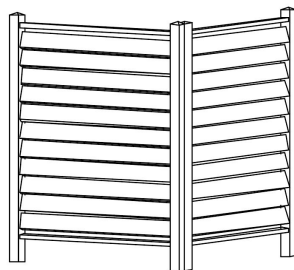
⑩ H × 2 G × 4

Upprepa
installationsstegen för
de andra staketen,
använd bara den
medföljande
anslutningsdelen och
skruven för att ansluta.

Avsluta installationen



Installera fästena på
toppen och botten av
skärmen .



Adress: Baoshanqu Shuangchenglu 803long 11hao 1602A-1609shi Shanghai

Importerad till AUS: SIHAO PTY LTD . 1 ROKEVA STREETEASTWOOD NSW 2122
Australien

Importerad till USA: Sanven Technology Ltd. Suite 250, 9166 Anaheim Place, Rancho
Cucamonga, CA 91730



SHUNSHUN GmbH
Römeräcker 9 Z2021,76351
Linkenheim-Hochstetten, Germany



Pooledas Group Ltd
Unit 5 Albert Edward House, The Pavilions
Preston, United Kingdom

Tillverkad i Kina

VEVOR[®]

TOUGH TOOLS, HALF PRICE

Teknisk Support och e-garanticertifikat

www.vevor.com/support