

Model:F600-36



Model:F1100-50



NEED HELP? CONTACT US!

Have product questions? Need technical support? Please feel free to contact us:

Technical Support and E-Warranty Certificate
www.vevor.com/support

This is the original instruction, please read all manual instructions carefully before operating. VEVOR reserves clear interpretation of our user manual. The appearance of the product shall be subject to the product you received. Please forgive us that we won't inform you again if there is any technology or software updates on our product.

INSTRUCTIONS

Thank you very much for choosing this F-clamp. Please read all of the instructions before using it. The information will help you achieve the best possible results. The products carried in this catalog may be different in color than the actual item.



Warning-To reduce the risk of injury, user must read instructions manual carefully.

WORK AREA

1. Operate in a safe work environment. Keep your work area clean, well-lit and free of distractions.

PERSONAL SAFETY

WARNING! Always Wear personal protective equipment.

PERSONAL PRECAUTIONS

Control the F-clamp, personal movement and the work environment to avoid personal injury or damage to F-clamp.

1. Do not operate any F-clamp when tired or under the influence of drugs, alcohol or medications.
2. Avoid wearing clothes or jewelry that can become entangled with the moving parts of a tool. Keep long hair covered or bound.

SPECIFIC SAFETY PRECAUTIONS

1. Use the correct F-clamp for the job. This F-clamp was designed for a specific function. Do not modify or alter this F-clamp or use it for an unintended purpose.
2. Keep body parts away from pinch areas while using.
3. Children are not allowed to operate this product unless accompanied by an adult
4. Pay attention to safety during use to avoid crushing fingers.

WARNING!


DO NOT let comfort or familiarity with product (gained from repeated use) replace strict adherence to the tool safety rules. If you use this tool unsafely or incorrectly, you can suffer serious personal.

Model and Parameters

Model	F600-36	F1100-50
Flamping Force	600lbs	1100lbs
Maximum Clamping Size	36inch (91.4cm)	50inch (127cm)
Throat Depth	2-1/2"(63.5cm)	3-7/8" (98.4.cm)


Structure Diagram

Model:F600-36



- ① Handgrip ② Slide Bar ③ Braking Lever
④ Movable Jaw Assembly
⑤ Fixed Jaw Assembly L1:Clamping Size
L2:Throat Depth

Model:F1100-50



- ① Handgrip ② Slide Bar ④ Movable Jaw Assembly
⑤ Fixed Jaw Assembly L1:Clamping Size
L2:Throat Depth

Assembly and Use

By squeezing the Braking Lever thoroughly , the movable jaw assembly can be moved in the direction of the arrow by hand, lock the screws last. (Fig.1)




Fig.1

Lift the handle in the direction of an arrow, the movable jaw assembly can be moved in the direction of the arrow by hand, lock the screws last. (Fig.2)




Fig.2

Troubleshooting Instruction

Problem	Reasons	Solution
Movable jaw assembly does not move smoothly.	Insufficient lubrication.	Add oil to lubricate the rotating parts.

Maintenance

- 1.Avoid prolonged exposure to the sun to avoid aging.
- 2.Overload and partial load are prohibited.

Manufacturer: Shanghaimuxinmuyeyouxiangongsi
Address: Shuangchenglu 803nong11hao1602A-1609shi, baoshanqu, shanghai 200000 CN.
EC REP: E-CrossStu GmbH
 Mainzer Landstr.69, 60329 Frankfurt am Main.
UK REP: YH CONSULTING LIMITED.
 C/O YH Consulting Limited Office 147, Centurion House, London Road, Staines-upon-Thames, Surrey, TW18 4AX
Imported to AUS: SIHAO PTY LTD.
 1 ROKEVA STREETEASTWOOD NSW 2122 Australia
Imported to USA: Sanven Technology Ltd.
 Suite 250, 9166 Anaheim Place, Rancho Cucamonga, CA 91730

VEVOR[®]
 TOUGH TOOLS, HALF PRICE

Technical Support and E-Warranty Certificate
www.vevor.com/support

F-CLAMP

We continue to be committed to provide you tools with competitive price. "Save Half", "Half Price" or any other similar expressions used by us only represents an estimate of savings you might benefit from buying certain tools with us compared to the major top brands and does not necessarily mean to cover all categories of tools offered by us. You are kindly reminded to verify carefully when you are placing an order with us if you are actually saving half in comparison with the top major brands.

VEVOR[®]
 TOUGH TOOLS, HALF PRICE

Technical Support and E-Warranty Certificate
www.vevor.com/support