

VEVOR[®]

TOUGH TOOLS, HALF PRICE

Technical Support and E-Warranty Certificate
www.vevor.com/support

GLOBE

MODEL: SKU1 10”

We continue to be committed to provide you tools with competitive price. "Save Half", "Half Price" or any other similar expressions used by us only represents an estimate of savings you might benefit from buying certain tools with us compared to the major top brands and does not necessarily mean to cover all categories of tools offered by us. You are kindly reminded to verify carefully when you are placing an order with us if you are actually saving half in comparison with the top major brands.

VEVOR®

TOUGH TOOLS, HALF PRICE

GLOBE

MODEL: SKU1 10”



(The picture is for reference only, please refer to the actual object)

NEED HELP? CONTACT US!

Have product questions? Need technical support? Please feel free to contact us:

Technical Support and E-Warranty Certificate
www.vevor.com/support

This is the original instruction, please read all manual instructions carefully before operating. VEVOR reserves a clear interpretation of our user manual. The appearance of the product shall be subject to the product you received. Please forgive us that we won't inform you again if there are any technology or software updates on our product.

HOW TO USE



Step 1: Download & Install

1.Scan the QR Code to get download link OR




2.Search from the app Store "AR Golden Globe"

App Store on iOS	Play Store on Android

Step 2: Activate the Software

1.Click on the "Globe"to Enter



2.Click Anywhere,Scan the QR Code to Activate



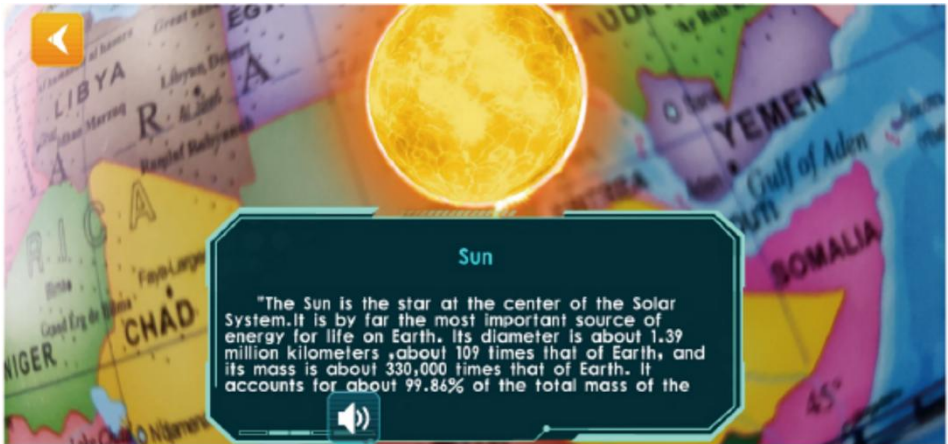
Note: Please allow APP to use camera permission

Step 3: Use Experience

3. Click on Any Module, Aim at the Northern Hemisphere of the Globe and Scan



4. Follow the Button Prompts to Play AR Functions



Note: You can slowly rotate the sphere when scanning

PHONE CONFIGURATION

Tip: In order to present stunning AR special effects, the supporting APP contains a large amount of high definition materials, fine three-dimensional models, clear real-life dubbing and other resources, so the hardware equipment configuration requirements are higher.

Androi version		iPhone version	
Minimum configuration	Recommended configuration:	Minimum configuration	Recommended configuration:
Android4.4+	Android5.0+	IOS9.0+ 1G	IOS10+ 1.5G
OpenGLS2.0	OpenGLS2.0	iphone6	iphone6s+
1GBAM	2GBAM	ipadAir2	ipadAir3
800M	1G		



Reminder: Each activation code is unique, please keep the AR manual to avoid losing it.

Each activation code supports the activation of 4 devices, After the APP is uninstalled and reinstalled, there is no need to reactivate it. It is recommended to take a photo to save this activation code

Address: Shuangchenglu 803nong11hao1602A-1609shi, baoshanqu, shanghai 200000 CN.

Imported to AUS: SIHAO PTY LTD, 1 ROKEVA STREETEASTWOOD NSW 2122 Australia

Imported to USA: Sanven Technology Ltd., Suite 250, 9166 Anaheim Place, Rancho Cucamonga, CA 91730

EC	REP
-----------	------------

E-CrossStu GmbH
Mainzer Landstr.69, 60329 Frankfurt am Main.

UK	REP
-----------	------------

YH CONSULTING LIMITED.
C/O YH Consulting Limited Office 147, Centurion House,
London Road, Staines-upon-Thames, Surrey, TW18 4AX

VEVOR[®]

TOUGH TOOLS, HALF PRICE

Technical Support and E-Warranty Certificate

www.vevor.com/support

VEVOR[®]

TOUGH TOOLS, HALF PRICE

Technique Certificat d'assistance et de garantie électronique
www.vevor.com/support

GLOBE

MODÈLE : SKU1 10"

We continue to be committed to provide you tools with competitive price. "Save Half", "Half Price" or any other similar expressions used by us only represents an estimate of savings you might benefit from buying certain tools with us compared to the major top brands and does not necessarily mean to cover all categories of tools offered by us. You are kindly reminded to verify carefully when you are placing an order with us if you are actually saving half in comparison with the top major brands.

VEVOR®

TOUGH TOOLS, HALF PRICE

GLOBE

MODÈLE : SKU1 10"



(L'image est à titre de référence uniquement, veuillez vous référer à l'objet réel)

NEED HELP? CONTACT US!

Have product questions? Need technical support? Please feel free to contact us:

Technical Support and E-Warranty Certificate
www.vevor.com/support

This is the original instruction, please read all manual instructions carefully before operating. VEVOR reserves a clear interpretation of our user manual. The appearance of the product shall be subject to the product you received. Please forgive us that we won't inform you again if there are any technology or software updates on our product.

HOW TO USE

Étape 1 : Télécharger & Installer

1. Scannez le code QR pour obtenir le lien de téléchargement OU



iOS



Android



2. Recherchez « AR Golden Globe » dans l'App Store

App Store sur iOS

Play Store sur Android

argoldenglobe Cancel



ARGoldenGlobe
Books



← argoldenglobe



New



AR Golden Globe
EasyTrust Inc. • Entertainment



Hiyang international
Francis Adan • Beauty
4.5★ 5K+

Étape 2 : Activer le logiciel

1. Cliquez sur le « Globe » pour entrer

2. Cliquez n'importe où, scannez le code QR pour activer



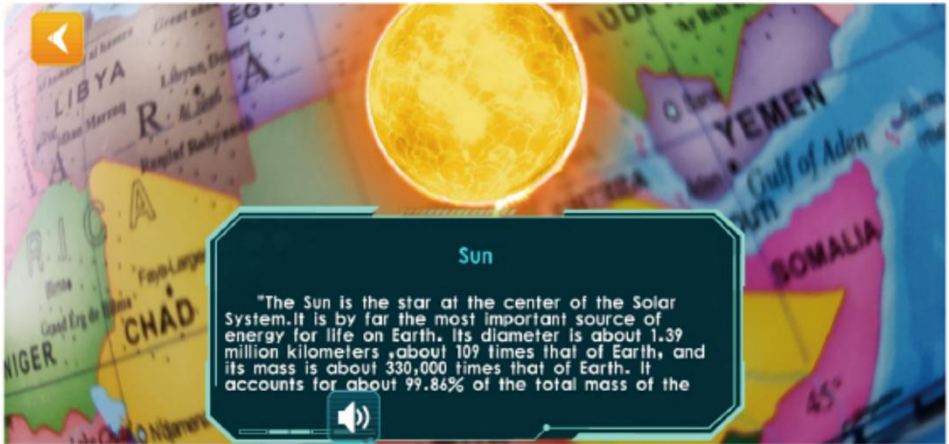
Note: Veuillez autoriser AP P à utiliser l'autorisation de la caméra

Étape 3 : Utiliser l'expérience

3. Cliquez sur n'importe quel module, visiez dans l'hémisphère nord du Globe et Scan



4. Suivez les instructions du bouton pour jouer aux fonctions AR



Remarque : vous pouvez faire pivoter lentement la sphère lors de la numérisation

PHONE CONFIGURATION

Astuce : afin de présenter des effets spéciaux AR époustouflants, l'application de support contient une grande quantité de matériaux haute définition, de beaux modèles tridimensionnels, un doublage clair et réel et d'autres ressources, de sorte que les exigences de configuration de l'équipement matériel sont plus élevées.

Androi version		iPhone version	
Minimum configuration	Recommended configuration:	Minimum configuration	Recommended configuration:
Android4.4+	Android5.0+	IOS9.0+ 1G	IOS10+ 1.5G
OpenGLS2.0	OpenGLS2.0	iphone6	iphone6s+
1GBAM	2GBAM	ipadAir2	ipadAir3
800M	1G		



Rappel : Chaque code d'activation est unique, veuillez conserver le manuel AR pour éviter de le perdre.

Chaque code d'activation prend en charge l'activation de 4 appareils. Une fois l'application désinstallée et réinstallée, il n'est pas nécessaire de la réactiver. Il est recommandé de prendre une photo pour enregistrer ce

code d'activation.

Adresse : Shuangchenglu 803nong11hao1602A-1609shi, baoshanqu, Shanghai 200000 CN.

Importé en Australie : SIHAO PTY LTD, 1 ROKEVA STREET, ASTWOOD NSW 2122 Australie

Importé aux États-Unis : Sanven Technology Ltd., Suite 250, 9166 Anaheim Place, Rancho Cucamonga, CA 91730

EC	REP
-----------	------------

E-CrossStu GmbH
Mainzer Landstr.69, 60329 Frankfurt am Main.

UK	REP
-----------	------------

YH CONSULTING LIMITED.
C/O YH Consulting Limited Office 147, Centurion House,
London Road. Staines-upon-Thames. Surrey. TW18 4AX

VEVOR[®]

TOUGH TOOLS, HALF PRICE

Technique Certificat d'assistance et de garantie électronique

www.vevor.com/support

VEVOR[®]

TOUGH TOOLS, HALF PRICE

Technisch Support und E-Garantie-Zertifikat
www.vevor.com/support

GLOBUS

MODELL: SKU1 10"

We continue to be committed to provide you tools with competitive price. "Save Half", "Half Price" or any other similar expressions used by us only represents an estimate of savings you might benefit from buying certain tools with us compared to the major top brands and does not necessarily mean to cover all categories of tools offered by us. You are kindly reminded to verify carefully when you are placing an order with us if you are actually saving half in comparison with the top major brands.

VEVOR®

TOUGH TOOLS, HALF PRICE

GLOBE

MODELL: SKU1 10"



(Das Bild dient nur als Referenz, bitte beziehen Sie sich auf das tatsächliche Objekt)

NEED HELP? CONTACT US!

Have product questions? Need technical support? Please feel free to contact us:

Technical Support and E-Warranty Certificate
www.vevor.com/support

This is the original instruction, please read all manual instructions carefully before operating. VEVOR reserves a clear interpretation of our user manual. The appearance of the product shall be subject to the product you received. Please forgive us that we won't inform you again if there are any technology or software updates on our product.

HOW TO USE

Schritt 1 : Herunterladen & Install

1.Scannen Sie den QR-Code, um den Download-Link zu erhalten ODER



2.Suchen Sie im App Store nach „AR Golden Globe “

App Store unter iOS	Play Store auf Android

Schritt 2: Aktivieren Sie die Software

1.Klicken Sie auf den "Globus", um einzutreten

2.Klicken Sie irgendwo und scannen Sie den QR-Code zur Aktivierung



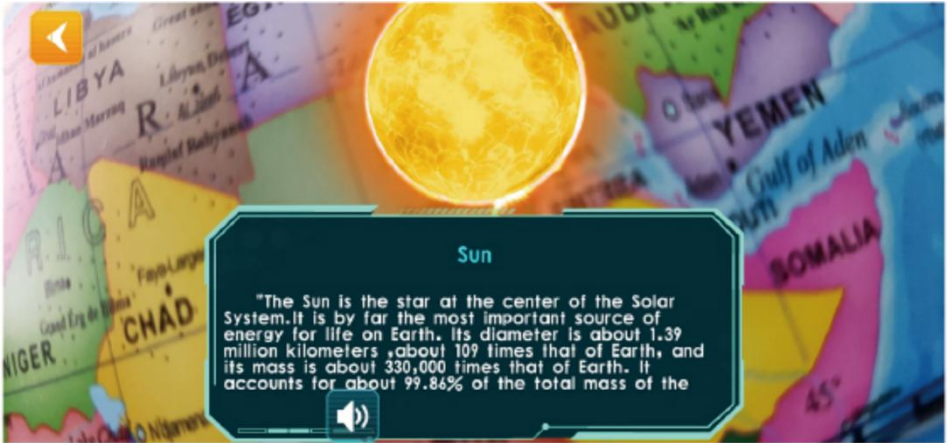
Notiz: Bitte erlauben Sie AP , die Kameraberechtigung zu verwenden

Schritt 3: Erfahrungen nutzen

3. Klicken Sie auf ein beliebiges Modul, Ziel auf der Nordhalbkugel des Globus und Scan



4. Folgen Sie den Anweisungen auf den Schaltflächen, um AR-Funktionen abzuspielen



Hinweis: Sie können die Kugel beim Scannen langsam drehen

PHONE CONFIGURATION

Typ: Um atemberaubende AR-Spezialeffekte präsentieren zu können, enthält die unterstützende App eine große Menge an hochauflösenden Materialien, feinen dreidimensionalen Modellen, klaren, realitätsnahen Synchronisationen und anderen Ressourcen, sodass die Anforderungen an die Konfiguration der Hardwareausrüstung höher sind.

Androi version		iPhone version	
Minimum configuration	Recommended configuration:	Minimum configuration	Recommended configuration:
Android4.4+	Android5.0+	IOS9.0+ 1G	IOS10+ 1.5G
OpenGLES2.0	OpenGLES2.0	iphone6	iphone6s+
1GBAM	2GBAM	ipadAir2	ipadAir3
800M	1G		



Erinnerung : Jeder Aktivierungscode ist einzigartig. Bewahren Sie das AR-Handbuch auf, damit es nicht verloren geht.

Jeder Aktivierungscode unterstützt die Aktivierung von 4 Geräten. Nach der Deinstallation und Neuinstallation der App ist keine erneute Aktivierung erforderlich. Es wird empfohlen, ein Foto aufzunehmen, um diesen

Aktivierungscode zu speichern

Adresse : Shuangchenglu 803nong11hao1602A-1609shi, Baoshanqu, Shanghai 200000 CN.

Nach AUS importiert: SIHAO PTY LTD, 1 ROKEVA
STREETEASTWOOD NSW 2122 Australien

Importiert in die USA: Sanven Technology Ltd., Suite 250, 9166 Anaheim
Place, Rancho Cucamonga, CA 91730

EC	REP
-----------	------------

E-CrossStu GmbH
Mainzer Landstr.69, 60329 Frankfurt am Main.

UK	REP
-----------	------------

YH CONSULTING LIMITED.
C/O YH Consulting Limited Office 147, Centurion House,
London Road. Staines-upon-Thames. Surrey. TW18 4AX

VEVOR[®]

TOUGH TOOLS, HALF PRICE

Technisch Support und E-Garantie-Zertifikat

www.vevor.com/support

VEVOR[®]

TOUGH TOOLS, HALF PRICE

Tecnico Supporto e certificato di garanzia elettronica
www.vevor.com/support

GLOBO

MODELLO: SKU1 10"

We continue to be committed to provide you tools with competitive price. "Save Half", "Half Price" or any other similar expressions used by us only represents an estimate of savings you might benefit from buying certain tools with us compared to the major top brands and does not necessarily mean to cover all categories of tools offered by us. You are kindly reminded to verify carefully when you are placing an order with us if you are actually saving half in comparison with the top major brands.

VEVOR®

TOUGH TOOLS, HALF PRICE

GLOBE

MODELLO: SKU1 10"



(L'immagine è solo di riferimento, fare riferimento all'oggetto reale)

NEED HELP? CONTACT US!

Have product questions? Need technical support? Please feel free to contact us:

Technical Support and E-Warranty Certificate
www.vevor.com/support

This is the original instruction, please read all manual instructions carefully before operating. VEVOR reserves a clear interpretation of our user manual. The appearance of the product shall be subject to the product you received. Please forgive us that we won't inform you again if there are any technology or software updates on our product.

HOW TO USE

Fare un passo 1 : Scarica & Installa I

1.Scansiona il codice QR per ottenere il link per il download
○



2.Cerca dall'app Store "AR Golden Globe"

App Store su iOS	Play Store su Android

Fase 2: Attivare il software

1.Fare clic sul "Globo" per entrare



2.Fai clic ovunque, scansiona il codice QR per attivare



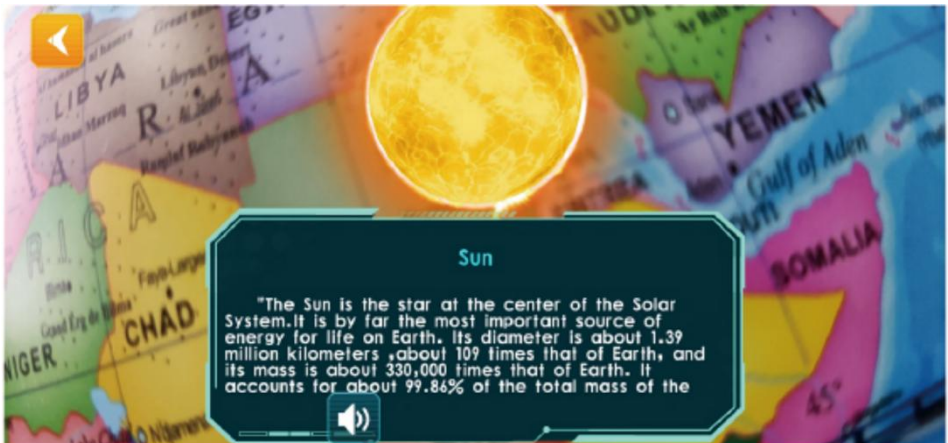
Nota: Si prega di consentire ad AP P di utilizzare l'autorizzazione della

Passaggio 3: utilizzare l'esperienza

3. Fare clic su qualsiasi modulo, Mira nell'emisfero settentrionale del Globo e Scansione



4. Segui le istruzioni dei pulsanti per riprodurre le funzioni AR



Nota: è possibile ruotare lentamente la sfera durante la scansione

PHONE CONFIGURATION

Suggerimento: per presentare effetti speciali AR sorprendenti, l'APP di supporto contiene una grande quantità di materiali ad alta definizione, modelli tridimensionali raffinati, doppiaggio realistico e altre risorse, pertanto i requisiti di configurazione dell'apparecchiatura hardware sono più elevati.

Androi version		iPhone version	
Minimum configuration	Recommended configuration:	Minimum configuration	Recommended configuration:
Android4.4+	Android5.0+	IOS9.0+ 1G	IOS10+ 1.5G
OpenGLES2.0	OpenGLES2.0	iphone6	iphone6s+
1GBAM	2GBAM	ipadAir2	ipadAir3
800M	1G		



Promemoria : ogni codice di attivazione è univoco, conserva il manuale AR per evitare di perderlo.

Ogni codice di attivazione supporta l'attivazione di 4 dispositivi. Dopo aver disinstallato e reinstallato l'APP, non è necessario riattivarla. Si consiglia di scattare una foto per salvare questo codice di attivazione.

Indirizzo : Shuangchenglu 803nong11hao1602A-1609shi, baoshanqu, shanghai 200000 CN.

Importato in AUS: SIHAO PTY LTD, 1 ROKEVA STREETEASTWOOD NSW 2122 Australia

Importato negli USA: Sanven Technology Ltd., Suite 250, 9166 Anaheim Place, Rancho Cucamonga, CA 91730

EC	REP
-----------	------------

E-CrossStu GmbH
Mainzer Landstr.69, 60329 Frankfurt am Main.

UK	REP
-----------	------------

YH CONSULTING LIMITED.
C/O YH Consulting Limited Office 147, Centurion House,
London Road, Staines-upon-Thames, Surrey, TW18 4AX

VEVOR[®]

TOUGH TOOLS, HALF PRICE

Tecnico Supporto e certificato di garanzia elettronica

www.vevor.com/support

VEVOR[®]

TOUGH TOOLS, HALF PRICE

Técnico Certificado de soporte y garantía electrónica
www.vevor.com/support

GLOBO

MODELO: SKU1 10"

We continue to be committed to provide you tools with competitive price. "Save Half", "Half Price" or any other similar expressions used by us only represents an estimate of savings you might benefit from buying certain tools with us compared to the major top brands and does not necessarily mean to cover all categories of tools offered by us. You are kindly reminded to verify carefully when you are placing an order with us if you are actually saving half in comparison with the top major brands.

VEVOR®

TOUGH TOOLS, HALF PRICE

GLOBE

MODELO: SKU1 10”



(La imagen es solo de referencia, consulte el objeto real)

NEED HELP? CONTACT US!

Have product questions? Need technical support? Please feel free to contact us:

Technical Support and E-Warranty Certificate
www.vevor.com/support

This is the original instruction, please read all manual instructions carefully before operating. VEVOR reserves a clear interpretation of our user manual. The appearance of the product shall be subject to the product you received. Please forgive us that we won't inform you again if there are any technology or software updates on our product.

HOW TO USE

Paso 1 : Descargar & Instalar

1. Escanee el código QR para obtener el enlace de descarga



2. Busca en la App Store “AR Golden Globe”

App Store en iOS	Play Store en Android

Paso 2: Activar el software

1. Haga clic en el "Globo" para ingresar



2. Haga clic en cualquier lugar y escanee el código QR para activarlo.



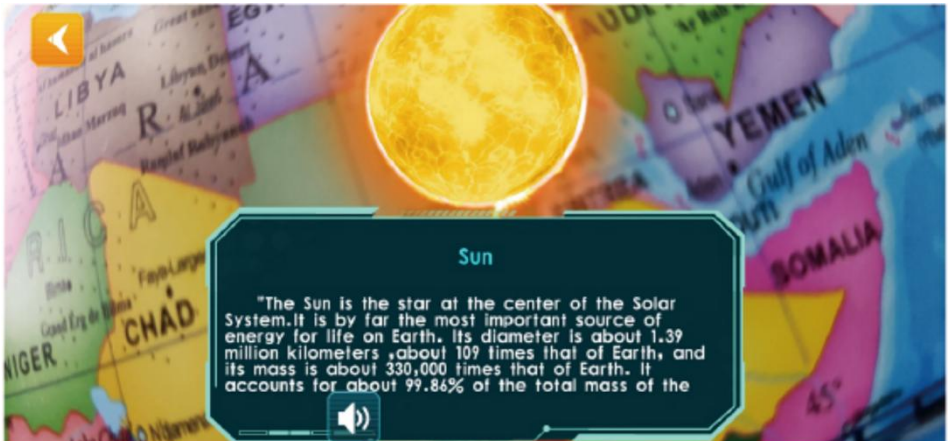
Nota: Por favor, permita que AP P use el permiso de la cámara

Paso 3: Utilizar la experiencia

3. Haga clic en cualquier módulo y apunte. en el hemisferio norte del Globo y Escanear



4. Siga las indicaciones de los botones para ejecutar las funciones de realidad aumentada



Nota: Puedes girar lentamente la esfera al escanear

PHONE CONFIGURATION

Consejo: Para presentar efectos especiales de AR impresionantes, la aplicación de soporte contiene una gran cantidad de materiales de alta definición, buenos modelos tridimensionales, doblaje claro en la vida real y otros recursos, por lo que los requisitos de configuración del equipo de hardware son mayores.

Androi version		iPhone version	
Minimum configuration	Recommended configuration:	Minimum configuration	Recommended configuration:
Android4.4+	Android5.0+	IOS9.0+ 1G	IOS10+ 1.5G
OpenGLS2.0	OpenGLS2.0	iphone6	iphone6s+
1GBAM	2GBAM	ipadAir2	ipadAir3
800M	1G		



Recordatorio : Cada código de activación es único, conserve el manual de AR para evitar perderlo.

Cada código de activación admite la activación de 4 dispositivos. Después de desinstalar y reinstalar la aplicación, no es necesario reactivarla. Se recomienda tomar una foto para guardar este código de activación.

Dirección : Shuangchenglu 803nong11hao1602A-1609shi, baoshanqu, shanghai 200000 CN.

Importado a AUS: SIHAO PTY LTD, 1 ROKEVA STREETEASTWOOD NSW 2122 Australia

Importado a EE. UU.: Sanven Technology Ltd., Suite 250, 9166 Anaheim Place, Rancho Cucamonga, CA 91730

EC	REP
-----------	------------

E-CrossStu GmbH
Mainzer Landstr.69, 60329 Frankfurt am Main.

UK	REP
-----------	------------

YH CONSULTING LIMITED.
C/O YH Consulting Limited Office 147, Centurion House,
London Road, Staines-upon-Thames, Surrey, TW18 4AX

VEVOR[®]

TOUGH TOOLS, HALF PRICE

Técnico Certificado de soporte y garantía electrónica

www.vevor.com/support

VEVOR[®]

TOUGH TOOLS, HALF PRICE

Techniczny Wsparcie i certyfikat e-gwarancji
www.vevor.com/support

GLOB

MODEL: SKU1 10”

We continue to be committed to provide you tools with competitive price. "Save Half", "Half Price" or any other similar expressions used by us only represents an estimate of savings you might benefit from buying certain tools with us compared to the major top brands and does not necessarily mean to cover all categories of tools offered by us. You are kindly reminded to verify carefully when you are placing an order with us if you are actually saving half in comparison with the top major brands.

VEVOR®

TOUGH TOOLS, HALF PRICE

GLOBE

MODEL: SKU1 10"



(Zdjęcie ma charakter poglądowy, proszę odnosić się do rzeczywistego obiektu)

NEED HELP? CONTACT US!

Have product questions? Need technical support? Please feel free to contact us:

Technical Support and E-Warranty Certificate
www.vevor.com/support

This is the original instruction, please read all manual instructions carefully before operating. VEVOR reserves a clear interpretation of our user manual. The appearance of the product shall be subject to the product you received. Please forgive us that we won't inform you again if there are any technology or software updates on our product.

HOW TO USE

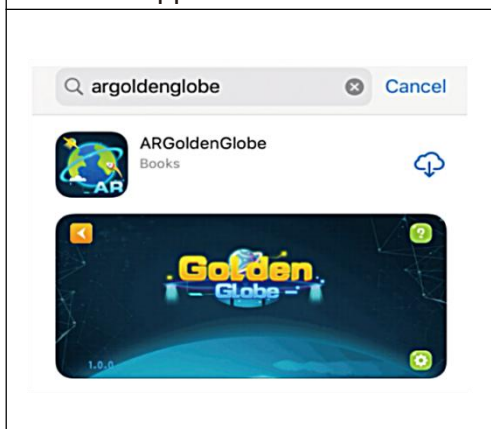
Krok 1 : Pobierz & Zainstaluj I

1. Zeskanuj kod QR, aby uzyskać link do pobrania LUB




2. Wyszukaj w App Store „AR Golden Globe”

App Store na iOS



Sklep Play na Androidzie



Krok 2: Aktywuj oprogramowanie

1. Kliknij na „Glob”, aby wejść

2. Kliknij w dowolnym miejscu, zeskanuj kod QR, aby aktywować



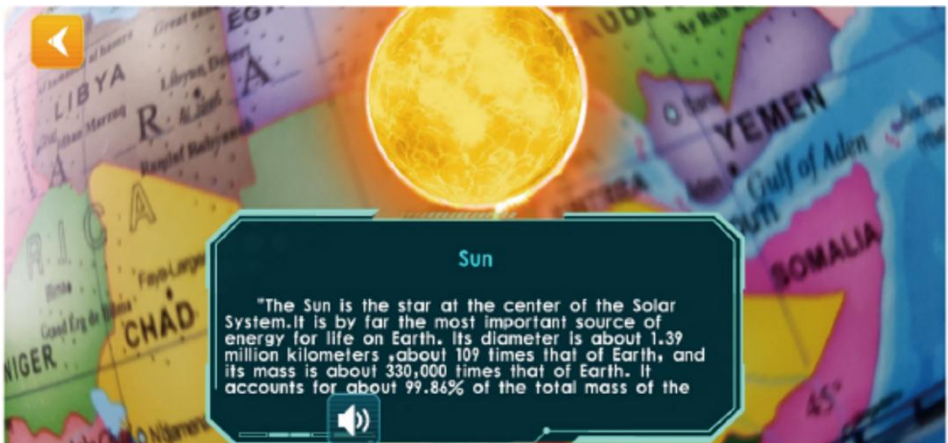
Notatka: Proszę zezwolić AP P na korzystanie z uprawnień do kamery

Krok 3: Wykorzystaj doświadczenie

3. Kliknij na dowolny moduł, cel na półkuli północnej Globus i skan



4. Postępuj zgodnie z instrukcjami przycisków, aby uruchomić funkcje AR



Uwaga: Podczas skanowania można powoli obracać kulę

PHONE CONFIGURATION

Wskazówka: Aby móc zaprezentować oszałamiające efekty specjalne rozszerzonej rzeczywistości, aplikacja pomocnicza zawiera dużą ilość materiałów o wysokiej rozdzielczości, trójwymiarowe modele, wyraźny, realistyczny dubbing i inne zasoby, dlatego wymagania dotyczące konfiguracji sprzętu są wyższe.

Androi version		iPhone version	
Minimum configuration	Recommended configuration:	Minimum configuration	Recommended configuration:
Android4.4+	Android5.0+	IOS9.0+ 1G	IOS10+ 1.5G
OpenGLES2.0	OpenGLES2.0	iphone6	iphone6s+
1GBAM	2GBAM	ipadAir2	ipadAir3
800M	1G		



Przypomnienie : Każdy kod aktywacyjny jest unikalny, dlatego należy zachować instrukcję AR, aby jej nie zgubić.

Każdy kod aktywacyjny obsługuje aktywację 4 urządzeń. Po odinstalowaniu i ponownym zainstalowaniu aplikacji nie ma potrzeby jej ponownej aktywacji. Zaleca się wykonanie zdjęcia w celu zapisania kodu

aktywacyjnego.

Adres : Shuangchenglu 803nong11hao1602A-1609shi, baoshanqu, szanghaj 200000 CN.

Importowane do AUS: SIHAO PTY LTD, 1 ROKEVA
STREETEASTWOOD NSW 2122 Australia

Importowane do USA: Sanven Technology Ltd., Suite 250, 9166 Anaheim
Place, Rancho Cucamonga, CA 91730

EC	REP
-----------	------------

E-CrossStu GmbH
Mainzer Landstr.69, 60329 Frankfurt am Main.

UK	REP
-----------	------------

YH CONSULTING LIMITED.
C/O YH Consulting Limited Office 147, Centurion House,
London Road. Staines-upon-Thames. Surrey. TW18 4AX

VEVOR[®]

TOUGH TOOLS, HALF PRICE

Techniczny Wsparcie i certyfikat e-gwarancji

www.vevor.com/support

VEVOR[®]

TOUGH TOOLS, HALF PRICE

Technisch Ondersteuning en E-garantiecertificaat
www.vevor.com/support

BOL

MODEL: SKU1 10"

We continue to be committed to provide you tools with competitive price. "Save Half", "Half Price" or any other similar expressions used by us only represents an estimate of savings you might benefit from buying certain tools with us compared to the major top brands and does not necessarily mean to cover all categories of tools offered by us. You are kindly reminded to verify carefully when you are placing an order with us if you are actually saving half in comparison with the top major brands.

VEVOR®

TOUGH TOOLS, HALF PRICE

GLOBE

MODEL: SKU1 10"



(De afbeelding is alleen ter referentie, kijk naar het daadwerkelijke object)

NEED HELP? CONTACT US!

Have product questions? Need technical support? Please feel free to contact us:

Technical Support and E-Warranty Certificate
www.vevor.com/support

This is the original instruction, please read all manual instructions carefully before operating. VEVOR reserves a clear interpretation of our user manual. The appearance of the product shall be subject to the product you received. Please forgive us that we won't inform you again if there are any technology or software updates on our product.

HOW TO USE

Stap 1 : Download & Installeer I

1. Scan de QR-code om de downloadlink te krijgen OF



2. Zoek in de App Store naar "AR Golden Globe"

App Store op iOS	Play Store op Android

Stap 2: Activeer de software

1. Klik op de "Wereldbol" om binnen te gaan



2. Klik ergens, scan de QR-code om te activeren



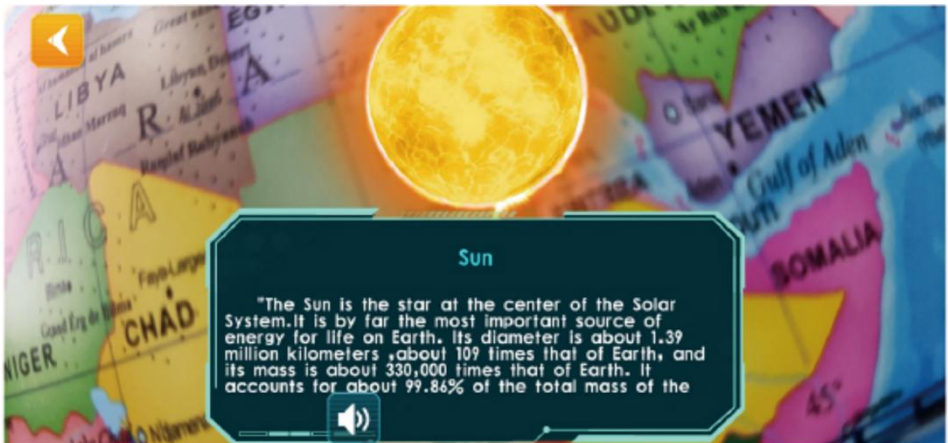
Opmerking: Geef AP P toestemming om cameratoestemming te

Stap 3: Gebruik ervaring

3. Klik op een willekeurige module, doel op het noordelijk halfrond van de Globe en Scan



4. Volg de knopprompts om AR-functies af te spelen



Let op: U kunt de bol langzaam draaien tijdens het scannen

PHONE CONFIGURATION

Tip: Om verbluffende AR-speciale effecten te kunnen presenteren, bevat de ondersteunende APP een grote hoeveelheid high-definition materialen, fijne driedimensionale modellen, duidelijke, realistische nasynchronisatie en andere bronnen. Daarom zijn de vereisten voor de hardware-uitrustingconfiguratie hoger.

Androi version		iPhone version	
Minimum configuration	Recommended configuration:	Minimum configuration	Recommended configuration:
Android4.4+	Android5.0+	IOS9.0+ 1G	IOS10+ 1.5G
OpenGLES2.0	OpenGLES2.0	iphone6	iphone6s+
1GBAM	2GBAM	ipadAir2	ipadAir3
800M	1G		



Let op : Elke activeringscode is uniek. Bewaar de AR-handleiding goed om te voorkomen dat u deze kwijtraakt.

Elke activeringscode ondersteunt de activering van 4 apparaten. Nadat de APP is verwijderd en opnieuw is geïnstalleerd, hoeft u deze niet opnieuw te activeren. Het is raadzaam om een foto te maken om deze activeringscode

op te slaan.

Adres : Shuangchenglu 803nong11hao1602A-1609shi, baoshanqu, shanghai 200000 CN.

Geïmporteerd naar AUS: SIHAO PTY LTD, 1 ROKEVA STREETEASTWOOD NSW 2122 Australië

Geïmporteerd naar de VS: Sanven Technology Ltd., Suite 250, 9166 Anaheim Place, Rancho Cucamonga, CA 91730

EC	REP
-----------	------------

E-CrossStu GmbH
Mainzer Landstr.69, 60329 Frankfurt am Main.

UK	REP
-----------	------------

YH CONSULTING LIMITED.
C/O YH Consulting Limited Office 147, Centurion House,
London Road. Staines-upon-Thames. Surrey. TW18 4AX

VEVOR[®]

TOUGH TOOLS, HALF PRICE

Technisch Ondersteuning en E-garantiecertificaat

www.vevor.com/support

VEVOR[®]

TOUGH TOOLS, HALF PRICE

Teknisk Support och e-garanticertifikat
www.vevor.com/support

KLOT

MODELL: SKU1 10"

We continue to be committed to provide you tools with competitive price. "Save Half", "Half Price" or any other similar expressions used by us only represents an estimate of savings you might benefit from buying certain tools with us compared to the major top brands and does not necessarily mean to cover all categories of tools offered by us. You are kindly reminded to verify carefully when you are placing an order with us if you are actually saving half in comparison with the top major brands.

VEVOR®

TOUGH TOOLS, HALF PRICE

GLOBE

MODELL: SKU1 10"



(Bilderna är endast för referens, se det faktiska objektet)

NEED HELP? CONTACT US!

Have product questions? Need technical support? Please feel free to contact us:

Technical Support and E-Warranty Certificate
www.vevor.com/support

This is the original instruction, please read all manual instructions carefully before operating. VEVOR reserves a clear interpretation of our user manual. The appearance of the product shall be subject to the product you received. Please forgive us that we won't inform you again if there are any technology or software updates on our product.

HOW TO USE

Steg 1 : Ladda ner & Installera I

1. Skanna QR-koden för att få nedladdningslänk ELLER



2.Sök från appbutiken "AR Golden Globe"

App Store på iOS	Play Butik på Android

Steg 2: Aktivera programvaran

1. Klicka på "Globe" för att komma in



2. Klicka var som helst, Skanna QR-koden för att aktivera



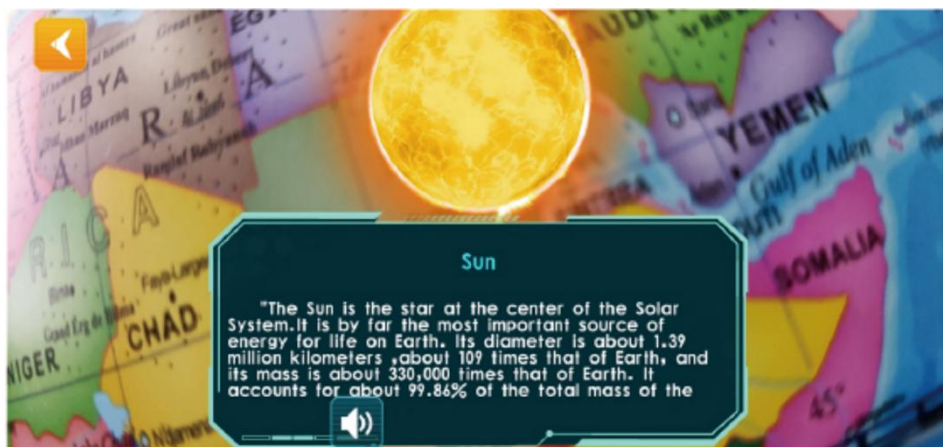
Notera: Tillåt AP P att använda kameratillstånd

Steg 3: Använd Erfarenhet

3. Klicka på valfri modul, Sikta på norra halvklotet av Globen och Scan



4. Följ knappmeddelandena för att spela AR-funktioner



Obs! Du kan sakta rotera sfären när du skannar

PHONE CONFIGURATION

Tips: För att kunna presentera fantastiska AR-specialeffekter innehåller den stödande APP en stor mängd högupplösta material, fina tredimensionella modeller, tydlig dubbnig i verkligheten och andra resurser, så kraven på hårdvaruutrustningskonfiguration är högre.

Androi version		iPhone version	
Minimum configuration	Recommended configuration:	Minimum configuration	Recommended configuration:
Android4.4+	Android5.0+	IOS9.0+ 1G	IOS10+ 1.5G
OpenGLS2.0	OpenGLS2.0	iphone6	iphone6s+
1GBAM	2GBAM	ipadAir2	ipadAir3
800M	1G		



Påminnelse : Varje aktiveringskod är unik, vänligen behåll AR-manualen för att undvika att förlora den.

Varje aktiveringskod stöder aktivering av 4 enheter, efter att APP har avinstallerats och installerats om, finns det ingen anledning att återaktivera den. Det rekommenderas att ta ett foto för att spara denna aktiveringskod

Adress : Shuangchenglu 803nong11hao1602A-1609shi, baoshanqu, shanghai 200000 CN.

Importerad till AUS: SIHAO PTY LTD, 1 ROKEVA STREETEASTWOOD NSW 2122 Australien

Importerad till USA: Sanven Technology Ltd., Suite 250, 9166 Anaheim Place, Rancho Cucamonga, CA 91730

EC	REP
-----------	------------

E-CrossStu GmbH
Mainzer Landstr.69, 60329 Frankfurt am Main.

UK	REP
-----------	------------

YH CONSULTING LIMITED.
C/O YH Consulting Limited Office 147, Centurion House,
London Road, Staines-upon-Thames, Surrey, TW18 4AX

VEVOR[®]

TOUGH TOOLS, HALF PRICE

Teknisk Support och e-garanticertifikat

www.vevor.com/support