

VEVOR[®]

TOUGH TOOLS, HALF PRICE

Technical Support and E-Warranty Certificate <https://www.vevor.com/support>

LAB CART

USER MANUAL

MODEL NO.: K-SH004

We continue to be committed to provide you tools with competitive price.

"Save Half", "Half Price" or any other similar expressions used by us only represents an estimate of savings you might benefit from buying certain tools with us compared to the major top brands and does not necessarily mean to cover all categories of tools offered by us. You are kindly reminded to verify carefully when you are placing an order with us if you are actually saving half in comparison with the top major brands.

VEVOR[®]

TOUGH TOOLS, HALF PRICE

Lab Cart

MODEL NO.: K-H004



NEED HELP? CONTACT US!

Have product questions? Need technical support? Please feel free to contact us:

 CustomerService@vevor.com

This is the original instruction, please read all manual instructions carefully before operating. VEVOR reserves a clear interpretation of our user manual. The appearance of the product shall be subject to the product you received. Please forgive us that we won't inform you again if there are any technology or software updates on our product.

 **WARNING:**

Please read this manual carefully before using the product. Failure to do so may result in serious injury.

ASSEMBLY PRECAUTIONS

1. Assemble only according to these instructions. Improper assembly can create hazards.
2. Wear ANSI-approved safety goggles and heavy-duty work gloves during assembly.
3. Keep the assembly area clean and well-lit.
4. Keep bystanders out of the area during assembly.
5. Do not assemble when tired or when under the influence of alcohol, drugs or medication.
6. The product capabilities apply to properly and completely assembled products only.
7. Assemble on a flat, level, hard and smooth surface capable of safely supporting the lab cart.
8. For additional information regarding the parts listed in the following pages, please refer to the Assembly Diagram of this manual. Unwrap and separate all parts in a clean work area.

SAVE THESE INSTRUCTIONS

USE PRECAUTIONS

TO PREVENT SERIOUS INJURY AND DEATH FROM TIPPING:

- 1. DO NOT SIT OR STAND ON THIS ITEM.**
2. This product is not a toy, Do not allow children to play with or near this item.
3. Do not exceed weight capacities, Empty lab cart before moving.
4. Use only on a flat, level, hard and smooth surface capable of safely supporting a fully loaded lab cart.
5. Use as intended only.
6. Inspect before every use; do not use if parts are loose or damaged.

TECHNICAL SPECIFICATIONS

Model	K-SH004
Main Material	Steel with epoxy coating
Color	White
Product Dimensions(LxWxH)	615*380*850mm
Packing Size(LxWxH)	840*625*235mm
Net Weight (kg)	About 15 kg
Gross Weight (kg)	About 17 kg

PACKAGE CONTENTS



ASSEMBLY STEPS



List.



Step 1



Step 2



Step 3



Step 4



Complete.

COMPLETION



Address: Baoshanqu Shuangchenglu 803long 11hao 1602A-1609shi
Shanghai

Imported to AUS: SIHAO PTY LTD. 1 ROKEVA STREETEASTWOOD
NSW 2122 Australia

Imported to USA: Sanven Technology Ltd.Suite 250, 9166 Anaheim
Place, Rancho Cucamonga, CA 91730

EC	REP
-----------	------------

SHUNSHUN GmbH
Römeräcker 9 Z2021,76351
Linkenheim-Hochstetten,Germany

UK	REP
-----------	------------

Pooledas Group Ltd
Unit 5 Albert Edward House, The Pavilions
Preston, United Kingdom

Made In China

VEVOR[®]

TOUGH TOOLS, HALF PRICE

Support and E-Warranty Certificate

www.vevor.com/support

VEVOR[®]

TOUGH TOOLS, HALF PRICE

Techniczny Wsparcie i certyfikat gwarancji elektronicznej

<https://www.vevor.com/support>

WÓZEK LABORATORYJNY

INSTRUKCJA OBSŁUGI

NR MODELU: K-SH004

We continue to be committed to provide you tools with competitive price.

"Save Half", "Half Price" or any other similar expressions used by us only represents an estimate of savings you might benefit from buying certain tools with us compared to the major top brands and does not necessarily mean to cover all categories of tools offered by us. You are kindly reminded to verify carefully when you are placing an order with us if you are actually saving half in comparison with the top major brands.

VEVOR®

TOUGH TOOLS, HALF PRICE

Lab Cart

NR MODELU: K-H004



NEED HELP? CONTACT US!

Have product questions? Need technical support? Please feel free to contact us:

 CustomerService@vevor.com

This is the original instruction, please read all manual instructions carefully before operating. VEVOR reserves a clear interpretation of our user manual. The appearance of the product shall be subject to the product you received. Please forgive us that we won't inform you again if there are any technology or software updates on our product.

OSTRZEŻENIE:

Przed użyciem produktu należy uważnie przeczytać tę instrukcję. Nieprzestrzeganie jej może skutkować poważnymi obrażeniami.

ŚRODKI OSTROŻNOŚCI PODCZAS MONTAŻU

1. Montaż należy wykonywać wyłącznie zgodnie z niniejszą instrukcją. Nieprawidłowy montaż może stwarzać zagrożenia.
2. Podczas montażu należy nosić okulary ochronne z atestem ANSI oraz wytrzymałe rękawice robocze.
3. Utrzymuj miejsce zgromadzenia w czystości i zapewnij dobre oświetlenie.
4. Nie dopuszczać osób postronnych na teren montażu podczas jego trwania.
5. Nie przychodź na spotkania, jeśli jesteś zmęczony lub pod wpływem alkoholu, narkotyków lub leków.
6. Możliwości produktu odnoszą się wyłącznie do produktów prawidłowo i kompletnie zmontowanych.
7. Złożyć na płaskiej, równej, twardej i gładkiej powierzchni, która będzie w stanie bezpiecznie utrzymać wózek laboratoryjny.
8. Aby uzyskać dodatkowe informacje dotyczące części wymienionych na kolejnych stronach, zapoznaj się ze schematem montażu w tym podręczniku. Rozpakuj i oddziel wszystkie części w czystym miejscu pracy.

ZACHOWAJ ESE INSTRUKCJE

ŚRODKI OSTROŻNOŚCI

ABY ZAPOBIEC POWAŻNYM OBRAŻENIOM I ŚMIERCI SPOWODOWANEJ PRZEWRÓCENIEM:


1. **NIE SIADAĆ ANI NIE STAWAĆ NA TYM PRZEDMIOCIE.**
2. Ten produkt nie jest zabawką . Nie należy pozwalać dzieciom bawić się

- tym przedmiotem ani przebywać w jego pobliżu.
3. Nie przekraczać dopuszczalnego obciążenia. Przed przeniesieniem opróżnij wózek laboratoryjny.
 4. Stosować wyłącznie na płaskiej, równej, twardej i gładkiej powierzchni, która może bezpiecznie utrzymać w pełni załadowany wózek laboratoryjny.
 5. Stosować wyłącznie zgodnie z przeznaczeniem.
 6. Przed każdym użyciem należy przeprowadzić kontrolę. Nie należy używać produktu, jeśli jakieś części są luźne lub uszkodzone.

DANE TECHNICZNE

Model	K-SH004
Materiał główny	Stal z powłoką epoksydową
Kolor	Biały
Wymiary produktu (dł. x szer. x wys.)	615 *380*850 mm
Rozmiar opakowania (dł. x szer. x wys.)	840*625*235 mm
Masa netto (kg)	Okolo 1,5 kg
Masa brutto (kg)	Okolo 17 kg

ZAWARTOŚĆ OPAKOWANIA



KROKI MONTAŽU



List.



Step 1



Step 2



Step 3



Step 4



Complete.

UKOŃCZENIE



Adres: Baoshanqu Shuangchenglu 803long 11hao 1602A-1609shi
Szanghaj

Importowane do AUS: SIHAO PTY LTD . 1 ROKEVA
STREETEASTWOOD NSW 2122 Australia

Importowane do USA: Sanven Technology Ltd.Suite 250, 9166 Anaheim
Place, Rancho Cucamonga, CA 91730



SHUNSHUN GmbH
Römeräcker 9 Z2021,76351
Linkenheim-Hochstetten,Germany



Pooledas Group Ltd
Unit 5 Albert Edward House, The Pavilions
Preston, United Kingdom

Wyprodukowano w Chinach

VEVOR[®]

TOUGH TOOLS, HALF PRICE

Wsparcie i certyfikat e-gwarancji

www.vevor.com/support

VEVOR[®]

TOUGH TOOLS, HALF PRICE

Technisch Support und E-Garantie-Zertifikat <https://www.vevor.com/support>

LABORWAGEN

BENUTZERHANDBUCH

MODELL NR.: K-SH004

We continue to be committed to provide you tools with competitive price.

"Save Half", "Half Price" or any other similar expressions used by us only represents an estimate of savings you might benefit from buying certain tools with us compared to the major top brands and does not necessarily mean to cover all categories of tools offered by us. You are kindly reminded to verify carefully when you are placing an order with us if you are actually saving half in comparison with the top major brands.

VEVOR®

TOUGH TOOLS, HALF PRICE

Lab Cart

MODELL NR.: K-H004



NEED HELP? CONTACT US!

Have product questions? Need technical support? Please feel free to contact us:

 CustomerService@vevor.com

This is the original instruction, please read all manual instructions carefully before operating. VEVOR reserves a clear interpretation of our user manual. The appearance of the product shall be subject to the product you received. Please forgive us that we won't inform you again if there are any technology or software updates on our product.

 **WARNUNG:**

Bitte lesen Sie dieses Handbuch vor der Verwendung des Produkts sorgfältig durch. Andernfalls kann es zu schweren Verletzungen kommen.

VORSICHTSMASSNAHMEN BEI DER MONTAGE

1. Führen Sie die Montage ausschließlich gemäß dieser Anleitung durch. Eine unsachgemäße Montage kann zu Gefahren führen.
2. Tragen Sie während der Montage eine ANSI-zugelassene Schutzbrille und strapazierfähige Arbeitshandschuhe.
3. Halten Sie den Versammlungsbereich sauber und gut beleuchtet.
4. Halten Sie während der Montage unbeteiligte Personen vom Bereich fern.
5. Montieren Sie nicht, wenn Sie müde sind oder unter dem Einfluss von Alkohol, Drogen oder Medikamenten stehen.
6. Die Produkteigenschaften gelten nur für ordnungsgemäß und vollständig montierte Produkte.
7. Stellen Sie die Montage auf eine flache, ebene, harte und glatte Oberfläche, auf der der Laborwagen sicher stehen kann.
8. Weitere Informationen zu den auf den folgenden Seiten aufgeführten Teilen finden Sie im Montagediagramm dieses Handbuchs. Packen Sie alle Teile an einem sauberen Arbeitsbereich aus und trennen Sie sie.

RETTEN SIE DAS ANWEISUNGEN

VORSICHTSMASSNAHMEN BEI DER VERWENDUNG

UM SCHWERE VERLETZUNGEN UND TOD DURCH UMKIPPEN ZU VERMEIDEN:


1. **SITZEN ODER STEHEN SIE NICHT AUF DIESEM ARTIKEL.**

2. Dieses Produkt ist kein Spielzeug . Erlauben Sie Kindern nicht, mit diesem Artikel oder in dessen Nähe zu spielen.
3. Überschreiten Sie nicht die Gewichtskapazität. Leeren Sie den Laborwagen, bevor Sie ihn bewegen.
4. Nur auf einer flachen, ebenen, harten und glatten Oberfläche verwenden, die einen voll beladenen Laborwagen sicher tragen kann.
5. Nur bestimmungsgemäß verwenden.
6. Vor jedem Gebrauch prüfen; nicht verwenden, wenn Teile lose oder beschädigt sind.

TECHNISCHE DATEN

Modell	K-SH004
Hauptmaterial	Stahl mit Epoxidbeschichtung
Farbe	Weiß
Produktabmessungen (L x B x H)	61 5 *380*850 mm
Verpackungsgröße (L x B x H)	840*625*235 mm
Nettogewicht (kg)	Etwa 1,5 kg
Bruttogewicht (kg)	Etwa 17 kg

PACKUNGSINHALT



MONTAGEANLEITUNG



List.



Step 1



Step 2



Step 3



Step 4



Complete.

FERTIGSTELLUNG



Adresse: Baoshanqu Shuangchenglu 803long 11hao 1602A-1609shi
Shanghai

Importiert nach AUS: SIHAO PTY LTD . 1 ROKEVA

STREETEASTWOOD NSW 2122 Australien

Importiert in die USA: Sanven Technology Ltd.Suite 250, 9166 Anaheim
Place, Rancho Cucamonga, CA 91730



SHUNSHUN GmbH
Römeräcker 9 Z2021,76351
Linkenheim-Hochstetten,Germany



Pooledas Group Ltd
Unit 5 Albert Edward House, The Pavilions
Preston, United Kingdom

In China hergestellt

VEVOR[®]

TOUGH TOOLS, HALF PRICE

Support- und E-Warranty-Zertifikat

www.vevor.com/support

VEVOR[®]

TOUGH TOOLS, HALF PRICE

Technique Certificat d'assistance et de garantie électronique

<https://www.vevor.com/support>

CHARIOT DE LABORATOIRE

MANUEL D' UTILISATION

MODÈLE N° : K-SH004

We continue to be committed to provide you tools with competitive price.

"Save Half", "Half Price" or any other similar expressions used by us only represents an estimate of savings you might benefit from buying certain tools with us compared to the major top brands and does not necessarily mean to cover all categories of tools offered by us. You are kindly reminded to verify carefully when you are placing an order with us if you are actually saving half in comparison with the top major brands.

VEVOR[®]

TOUGH TOOLS, HALF PRICE

Lab Cart

MODÈLE N° : K-H004



NEED HELP? CONTACT US!

Have product questions? Need technical support? Please feel free to contact us:

 CustomerService@vevor.com

This is the original instruction, please read all manual instructions carefully before operating. VEVOR reserves a clear interpretation of our user manual. The appearance of the product shall be subject to the product you received. Please forgive us that we won't inform you again if there are any technology or software updates on our product.

AVERTISSEMENT:

Veillez lire attentivement ce manuel avant d'utiliser le produit. Le non-respect de ces instructions peut entraîner des blessures graves.

PRÉCAUTIONS DE MONTAGE

1. Assemblez uniquement conformément à ces instructions. Un assemblage incorrect peut créer des dangers.
2. Portez des lunettes de sécurité approuvées ANSI et des gants de travail robustes pendant l'assemblage.
3. Gardez la zone de montage propre et bien éclairée.
4. Gardez les spectateurs hors de la zone pendant le montage.
5. Ne vous assemblez pas lorsque vous êtes fatigué ou sous l'influence de l'alcool, de drogues ou de médicaments.
6. Les capacités du produit s'appliquent uniquement aux produits correctement et entièrement assemblés.
7. Assembler sur une surface plane, de niveau, dure et lisse capable de supporter en toute sécurité le chariot de laboratoire.
8. Pour plus d'informations sur les pièces listées dans les pages suivantes, veuillez vous référer au schéma d'assemblage de ce manuel. Déballez et séparez toutes les pièces dans un espace de travail propre.

SAUVEZ- LES INSTRUCTIONS

PRÉCAUTIONS D'EMPLOI

POUR ÉVITER LES BLESSURES GRAVES ET LA MORT DUE AU BASCULEMENT :

1. **NE PAS S'ASSEOIR NI SE TENIR DEBOUT SUR CET ARTICLE.**
2. Ce produit n'est pas un jouet , ne laissez pas les enfants jouer avec ou à proximité de cet article.
3. Ne pas dépasser les capacités de poids, vider le chariot de laboratoire

- avant de le déplacer.
4. Utiliser uniquement sur une surface plane, de niveau, dure et lisse capable de supporter en toute sécurité un chariot de laboratoire entièrement chargé.
 5. Utiliser uniquement comme prévu.
 6. Inspectez avant chaque utilisation ; ne pas utiliser si des pièces sont desserrées ou endommagées.

CARACTÉRISTIQUES TECHNIQUES

Modèle	K-SH004
Matériau principal	Acier avec revêtement époxy
Couleur	Blanc
Dimensions du produit (L x l x H)	615 *380*850 mm
Dimensions de l'emballage (L x l x H)	840*625*235 mm
Poids net (kg)	Environ 1,5 kg
Poids brut (kg)	Environ 17 kg

CONTENU DU COLIS



ÉTAPES D'ASSEMBLAGE



List.



Step 1



Step 2



Step 3



Step 4



Complete.

ACHÈVEMENT



Adresse : Baoshanqu Shuangchenglu 803long 11hao 1602A-1609shi
Shanghai

Importé en Australie : SIHAO PTY LTD . 1 ROKEVA STREET,
ASTWOOD, NSW 2122, Australie

Importé aux États-Unis : Sanven Technology Ltd. Suite 250, 9166
Anaheim Place, Rancho Cucamonga, CA 91730



SHUNSHUN GmbH
Römeräcker 9 Z2021,76351
Linkenheim-Hochstetten, Germany



Pooledas Group Ltd
Unit 5 Albert Edward House, The Pavilions
Preston, United Kingdom

Fabriqué en Chine

VEVOR[®]

TOUGH TOOLS, HALF PRICE

Certificat d'assistance et de garantie électronique

www.vevor.com/support

VEVOR[®]

TOUGH TOOLS, HALF PRICE

Technisch Ondersteuning en e-garantiecertificaat <https://www.vevor.com/support>

LABWAGEN

GEBRUIKSAANWIJZING

MODELNUMMER: K-SH004

We continue to be committed to provide you tools with competitive price.

"Save Half", "Half Price" or any other similar expressions used by us only represents an estimate of savings you might benefit from buying certain tools with us compared to the major top brands and does not necessarily mean to cover all categories of tools offered by us. You are kindly reminded to verify carefully when you are placing an order with us if you are actually saving half in comparison with the top major brands.

VEVOR®

TOUGH TOOLS, HALF PRICE

Lab Cart

MODELNUMMER: K-H004



NEED HELP? CONTACT US!

Have product questions? Need technical support? Please feel free to contact us:

 CustomerService@vevor.com

This is the original instruction, please read all manual instructions carefully before operating. VEVOR reserves a clear interpretation of our user manual. The appearance of the product shall be subject to the product you received. Please forgive us that we won't inform you again if there are any technology or software updates on our product.

WAARSCHUWING:

Lees deze handleiding zorgvuldig door voordat u het product gebruikt. Als u dit niet doet, kan dit leiden tot ernstig letsel.

MONTAGEVOORZORGSMATREGELEN

1. Monteer uitsluitend volgens deze instructies. Onjuiste montage kan gevaarlijk zijn.
2. Draag tijdens de montage een ANSI-goedgekeurde veiligheidsbril en stevige werkhandschoenen.
3. Houd de verzamelplaats schoon en goed verlicht.
4. Houd omstanders tijdens de montage uit de buurt.
5. Kom niet in actie als u moe bent of onder invloed van alcohol, drugs of medicijnen.
6. De producteigenschappen gelden uitsluitend voor volledig en correct gemonteerde producten.
7. Monteer de opstelling op een vlak, egaal, hard en glad oppervlak dat de labwagen veilig kan dragen.
8. Raadpleeg voor meer informatie over de onderdelen die op de volgende pagina's worden vermeld het montageschema in deze handleiding. Pak alle onderdelen uit en scheid ze van elkaar op een schone werkplek.

RED DEZE INSTRUCTIES

GEBRUIKSVOORZORGSMATREGELEN

OM ERNSTIG LETSEL EN DE DOOD DOOR KANTELEN TE VOORKOMEN:

1. **NIET OP DIT ONDERDEEL ZITTEN OF STAAN.**
2. Dit product is geen speelgoed . Laat kinderen niet met of in de buurt van dit artikel spelen.
3. Overschrijd het maximale gewicht niet. Maak de labkar leeg voordat u hem verplaatst.
4. Gebruik het apparaat uitsluitend op een vlak, egaal, hard en glad oppervlak dat een volledig beladen laboratoriumwagen veilig kan

- dragen.
- Alleen gebruiken zoals bedoeld.
 - Controleer het product voor elk gebruik. Niet gebruiken als er onderdelen loszitten of beschadigd zijn.

TECHNISCHE SPECIFICATIES

Model	K-SH004
Hoofdmateriaal	Staal met epoxycoating
Kleur	Wit
Productafmetingen (LxBxH)	61 5 *380*850 mm
Verpakkingsgrootte (LxBxH)	840*625*235 mm
Nettogewicht (kg)	Ongeveer 1,5 kg
Brutogewicht (kg)	Ongeveer 17 kg

PAKKETINHOUD



MONTAGESTAPPEN



List.



Step 1



Step 2



Step 3



Step 4



Complete.

VOLTOOIING



Adres: Baoshanqu Shuangchenglu 803long 11hao 1602A-1609shi
Shanghai

Geïmporteerd naar AUS: SIHAO PTY LTD . 1 ROKEVA
STREETEASTWOOD NSW 2122 Australië

Geïmporteerd naar de VS: Sanven Technology Ltd. Suite 250, 9166
Anaheim Place, Rancho Cucamonga, CA 91730



SHUNSHUN GmbH
Römeräcker 9 Z2021,76351
Linkenheim-Hochstetten, Germany



Pooledas Group Ltd
Unit 5 Albert Edward House, The Pavilions
Preston, United Kingdom

Gemaakt in China

VEVOR[®]

TOUGH TOOLS, HALF PRICE

Ondersteuning en E-garantiecertificaat

www.vevor.com/support

VEVOR[®]

TOUGH TOOLS, HALF PRICE

Teknisk Support och e-garanticertifikat <https://www.vevor.com/support>

LABBVAGN

ANVÄNDARMANUAL

MODELLNR.: K-SH004

We continue to be committed to provide you tools with competitive price.

"Save Half", "Half Price" or any other similar expressions used by us only represents an estimate of savings you might benefit from buying certain tools with us compared to the major top brands and does not necessarily mean to cover all categories of tools offered by us. You are kindly reminded to verify carefully when you are placing an order with us if you are actually saving half in comparison with the top major brands.

VEVOR®

TOUGH TOOLS, HALF PRICE

Lab Cart

MODELLNR.: K-H004



NEED HELP? CONTACT US!

Have product questions? Need technical support? Please feel free to contact us:

 CustomerService@vevor.com

This is the original instruction, please read all manual instructions carefully before operating. VEVOR reserves a clear interpretation of our user manual. The appearance of the product shall be subject to the product you received. Please forgive us that we won't inform you again if there are any technology or software updates on our product.

 **VARNING:**

Läs noggrant igenom denna manual innan du använder produkten. Underlåtenhet att göra det kan leda till allvarliga skador.

FÖRSIKTIGHETSÅTGÄRDER VID MONTERING

1. Montera endast enligt dessa instruktioner. Felaktig montering kan skapa risker.
2. Använd ANSI-godkända skyddsglasögon och kraftiga arbetshandskar under monteringen.
3. Håll samlingsområdet rent och väl upplyst.
4. Håll åskådare borta från området under monteringen.
5. Montera inte när du är trött eller påverkad av alkohol, droger eller mediciner.
6. Produkttegenskaperna gäller endast korrekt och fullständigt monterade produkter.
7. Montera på en plan, jämn, hård och slät yta som säkert kan bära upp labbvagnen.
8. För ytterligare information om delarna som listas på följande sidor, se monteringsschemat i denna manual. Packa upp och separera alla delar på en ren arbetsyta.

RÄDDA DETTA INSTRUKTIONER

ANVÄND FÖRSIKTIGHETSÅTGÄRDER

**FÖR ATT FÖRHINDRA ALLVARLIGA SKADOR OCH DÖDSFALL
GENOM TIPPNING:**

1. **SITTA ELLER STÅ INTE PÅ DENNA FÖRENING.**
2. Denna produkt är inte en leksak . Låt inte barn leka med eller i närheten av denna produkt.
3. Överskrid inte viktkapaciteten. Töm labbvagnen före flytt.
4. Använd endast på en plan, jämn, hård och slät yta som säkert kan bära

- en fullastad laboratorievagn.
- Använd endast som avsett.
 - Kontrollera före varje användning; använd inte om delar är lösa eller skadade.

TEKNISKA SPECIFIKATIONER

Modell	K-SH004
Huvudmaterial	Stål med epoxybeläggning
Färg	Vit
Produktmått (LxBxH)	61 5 * 380 * 850 mm
Förpackningsstorlek (LxBxH)	840*625*235 mm
Nettovikt (kg)	Cirka 15 kg
Bruttovikt (kg)	Ungefär 17 kg

PAKETINNEHÅLL



MONTERINGSSTEG



List.



Step 1



Step 2



Step 3



Step 4



Complete.

KOMPLETTERING



Address: Baoshanqu Shuangchenglu 803long 11hao 1602A-1609shi
Shanghai

Importerad till Australien: SIHAO PTY LTD . 1 ROKEVA
STREETEASTWOOD NSW 2122 Australien

Importerad till USA: Sanven Technology Ltd. Suite 250, 9166 Anaheim
Place, Rancho Cucamonga, CA 91730



SHUNSHUN GmbH
Römeräcker 9 Z2021,76351
Linkenheim-Hochstetten, Germany



Pooledas Group Ltd
Unit 5 Albert Edward House, The Pavilions
Preston, United Kingdom

Tillverkad i Kina

VEVOR[®]

TOUGH TOOLS, HALF PRICE

Support och e-garanticertifikat

www.vevor.com/support

VEVOR[®]

TOUGH TOOLS, HALF PRICE

Técnico Certificado de soporte y garantía electrónica

<https://www.vevor.com/support>

CARRO DE LABORATORIO

MANUAL DEL USUARIO

N.º DE MODELO: K-SH004

We continue to be committed to provide you tools with competitive price.

"Save Half", "Half Price" or any other similar expressions used by us only represents an estimate of savings you might benefit from buying certain tools with us compared to the major top brands and does not necessarily mean to cover all categories of tools offered by us. You are kindly reminded to verify carefully when you are placing an order with us if you are actually saving half in comparison with the top major brands.

VEVOR®

TOUGH TOOLS, HALF PRICE

Lab Cart

NÚMERO DE MODELO: K-H004



NEED HELP? CONTACT US!

Have product questions? Need technical support? Please feel free to contact us:

 CustomerService@vevor.com

This is the original instruction, please read all manual instructions carefully before operating. VEVOR reserves a clear interpretation of our user manual. The appearance of the product shall be subject to the product you received. Please forgive us that we won't inform you again if there are any technology or software updates on our product.

ADVERTENCIA:

Lea este manual detenidamente antes de utilizar el producto. De lo contrario, podría sufrir lesiones graves.

PRECAUCIONES DE MONTAJE

1. Ensamble únicamente según estas instrucciones. Un montaje incorrecto puede causar riesgos.
2. Use gafas de seguridad aprobadas por ANSI y guantes de trabajo resistentes durante el montaje.
3. Mantenga el área de reunión limpia y bien iluminada.
4. Mantenga a los transeúntes fuera del área durante el montaje.
5. No se reúna cuando esté cansado o bajo la influencia del alcohol, drogas o medicamentos.
6. Las capacidades del producto se aplican únicamente a productos ensamblados correcta y completamente.
7. Montar sobre una superficie plana, nivelada, dura y lisa capaz de soportar de forma segura el carro de laboratorio.
8. Para obtener más información sobre las piezas que se enumeran en las siguientes páginas, consulte el diagrama de montaje de este manual. Desembale y separe todas las piezas en un área de trabajo limpia.

SALVA ESTOS INSTRUCCIONES

PRECAUCIONES DE USO

PARA EVITAR LESIONES GRAVES Y LA MUERTE POR VUELCO:


- 1. NO SE SIENTA NI SE PARE SOBRE ESTE ARTÍCULO.**
2. Este producto no es un juguete . No permita que los niños jueguen con este artículo o cerca de él.
3. No exceda las capacidades de peso. Vacíe el carrito de laboratorio antes de moverlo.
4. Úselo únicamente sobre una superficie plana, nivelada, dura y lisa capaz de soportar de forma segura un carro de laboratorio completamente cargado.

5. Úselo únicamente según lo previsto.
6. Inspeccione antes de cada uso; no lo utilice si las piezas están sueltas o dañadas.

ESPECIFICACIONES TÉCNICAS

Modelo	K-SH004
Material principal	Acero con recubrimiento epoxi
Color	Blanco
Dimensiones del producto (largo x ancho x alto)	61 5 * 380 * 850 milímetros
Tamaño del embalaje (largo x ancho x alto)	840*625*235 milímetros
Peso neto (kg)	Alrededor de 1,5 kg
Peso bruto (kg)	Aproximadamente 17 kilogramo

CONTENIDO DEL PAQUETE



PASOS DE MONTAJE



List.



Step 1



Step 2



Step 3



Step 4



Complete.

TERMINACIÓN



Dirección: Baoshanqu Shuangchenglu 803long 11hao 1602A-1609shi
Shanghai

Importado a AUS: SIHAO PTY LTD . 1 ROKEVA STREET, EASTWOOD,
NSW 2122, Australia

Importado a EE. UU.: Sanven Technology Ltd. Suite 250, 9166 Anaheim
Place, Rancho Cucamonga, CA 91730



SHUNSHUN GmbH
Römeräcker 9 Z2021,76351
Linkenheim-Hochstetten, Germany



Pooledas Group Ltd
Unit 5 Albert Edward House, The Pavilions
Preston, United Kingdom

Hecho en china

VEVOR[®]

TOUGH TOOLS, HALF PRICE

Certificado de soporte y garantía electrónica

www.vevor.com/support

VEVOR[®]

TOUGH TOOLS, HALF PRICE

Tecnico Supporto e certificato di garanzia elettronica

<https://www.vevor.com/support>

CARRELLO DA LABORATORIO

MANUALE D' USO

N. MODELLO: K-SH004

We continue to be committed to provide you tools with competitive price.

"Save Half", "Half Price" or any other similar expressions used by us only represents an estimate of savings you might benefit from buying certain tools with us compared to the major top brands and does not necessarily mean to cover all categories of tools offered by us. You are kindly reminded to verify carefully when you are placing an order with us if you are actually saving half in comparison with the top major brands.

VEVOR®

TOUGH TOOLS, HALF PRICE

Lab Cart

N. MODELLO: K-H004



NEED HELP? CONTACT US!

Have product questions? Need technical support? Please feel free to contact us:

 CustomerService@vevor.com

This is the original instruction, please read all manual instructions carefully before operating. VEVOR reserves a clear interpretation of our user manual. The appearance of the product shall be subject to the product you received. Please forgive us that we won't inform you again if there are any technology or software updates on our product.



AVVERTIMENTO:

Si prega di leggere attentamente questo manuale prima di utilizzare il prodotto. La mancata osservanza di questa indicazione può causare lesioni gravi.

PRECAUZIONI DI MONTAGGIO

1. Montare solo seguendo queste istruzioni. Un montaggio improprio può comportare pericoli.
2. Durante il montaggio, indossare occhiali di sicurezza omologati ANSI e guanti da lavoro resistenti.
3. Mantenere l'area di riunione pulita e ben illuminata.
4. Tenere gli astanti fuori dall'area durante l'assemblea.
5. Non riunirsi quando si è stanchi o sotto l'effetto di alcol, droghe o medicinali.
6. Le capacità del prodotto si applicano solo ai prodotti correttamente e completamente assemblati.
7. Montare su una superficie piana, livellata, dura e liscia, in grado di sostenere in modo sicuro il carrello da laboratorio.
8. Per ulteriori informazioni sui componenti elencati nelle pagine seguenti, fare riferimento allo schema di montaggio di questo manuale.
Disimballare e separare tutti i componenti in un'area di lavoro pulita.

SALVA QUESTO ISTRUZIONI

PRECAUZIONI D'USO

PER PREVENIRE LESIONI GRAVI E MORTALI DOVUTE AL RIBALTAMENTO:

1. **NON SEDERSI O STARE IN PIEDI SU QUESTO OGGETTO.**
2. Questo prodotto non è un giocattolo . Non permettere ai bambini di giocare con questo articolo o nelle sue vicinanze.
3. Non superare la capacità di peso. Svuotare il carrello da laboratorio prima dello spostamento.
4. Utilizzare solo su una superficie piana, livellata, dura e liscia, in grado di


sostenere in modo sicuro un carrello da laboratorio completamente carico.

5. Da utilizzare solo come previsto.
6. Controllare prima di ogni utilizzo; non utilizzare se alcune parti risultano allentate o danneggiate.

SPECIFICHE TECNICHE

Modello	K-SH004
Materiale principale	Acciaio con rivestimento epossidico
Colore	Bianco
Dimensioni del prodotto (L x P x A)	61 5 *380*850 millimetri
Dimensioni dell'imballaggio (LxWxH)	840*625*235 millimetri
Peso netto (kg)	Circa 1,5 kg
Peso lordo (kg)	Circa 17 kg

CONTENUTO DELLA CONFEZIONE



FASI DI MONTAGGIO



List.



Step 1



Step 2



Step 3



Step 4



Complete.

COMPLETAMENTO



Indirizzo: Baoshanqu Shuangchenglu 803long 11hao 1602A-1609shi
Shanghai

Importato in AUS: SIHAO PTY LTD . 1 ROKEVA STREETEASTWOOD
NSW 2122 Australia

Importato negli USA: Sanven Technology Ltd. Suite 250, 9166 Anaheim
Place, Rancho Cucamonga, CA 91730



SHUNSHUN GmbH
Römeräcker 9 Z2021,76351
Linkenheim-Hochstetten, Germany



Pooledas Group Ltd
Unit 5 Albert Edward House, The Pavilions
Preston, United Kingdom

Made in China

VEVOR[®]

TOUGH TOOLS, HALF PRICE

Supporto e certificato di garanzia elettronica

www.vevor.com/support