

# **VEVOR<sup>®</sup>**

## **TOUGH TOOLS, HALF PRICE**

Technical Support and E-Warranty Certificate [www.vevor.com/support](http://www.vevor.com/support)

### **Solar Panel**

**MODEL:S100**

We continue to be committed to provide you tools with competitive price.

"Save Half", "Half Price" or any other similar expressions used by us only represents an estimate of savings you might benefit from buying certain tools with us compared to the major top brands and does not necessarily mean to cover all categories of tools offered by us. You are kindly reminded to verify carefully when you are placing an order with us if you are actually saving half in comparison with the top major brands.

# VEVOR®

TOUGH TOOLS, HALF PRICE

## SOLAR PANEL

MODEL:S100



### NEED HELP? CONTACT US!

Have product questions? Need technical support? Please feel free to contact us:

**Technical Support and E-Warranty Certificate**  
**[www.vevor.com/support](http://www.vevor.com/support)**

This is the original instruction, please read all manual instructions carefully before operating. VEVOR reserves a clear interpretation of our user manual. The appearance of the product shall be subject to the product you received. Please forgive us that we won't inform you again if there are any technology or software updates on our product.



Read and understand this entire manual before operating or servicing this product. Failure to follow these warnings and instructions can cause personal injury or damage to valuable property.

## WARNINGS

- Continuing to use in abnormal situations such as smoking or burning odor may cause electric shock or fire. It is necessary to immediately disconnect the solar panel and connect the charging device.
- If liquid such as water or foreign objects enter the USB charging port, please disconnect the solar panel and connect the charging device, otherwise it may cause electric shock or fire.
- Please do not continue to use this product after applying heavy crunch, which may cause electric shock or.
- Do not disassemble or refit this product, as it may cause electric shock or damage.
- Do not place metal between this product and smartphone as it may cause a fire.
- To prevent accidents, please ensure that the solar panel and device being charged can be immediately disconnected.
- Please do not use this product in the car, on the hood or iron products of the car, in areas where high humidity may occur such as asphalt or sand.
- Do not use close to water, high humidity, or snow. (Note: The outer fabric and solar panel are waterproof, but the USB charging port is not waterproof. Therefore, for your safety, if you do not use this product for a long time, be sure to disconnect the solar panel and connect the device being charged.)
- When cleaning the solar panel, be sure to disconnect the adapter cable and the device being charged. Keep this product away from your children.
- Keep this product away from your children.
- Soaking the adapter cable may damage it, which may cause a fire or electric shock.
- When charging, the product or smartphone may generate heat, but this is caused by product characteristics and not a product malfunction. Turning on the device's power can still charge even in standby mode, but in this case, the charging time may be longer, it is normal.
- Do not put anything on the solar panel, do not press it, bend it, pull it, or damage it.
- Do not stick stickers on or cover the solar panel with a cloth, as this can cause

- damage, fire, or deformation to the device to be charged in direct sunlight.
- Please hide the object to be charged under the product or avoid direct sunlight. The charging rate depends on the intensity and angle of sunlight. Please note that the charging quality may not meet your needs. The provided data is theoretical and the actual output will vary depending on the Intensity of sunlight.
  - Except for this product, all other accessories must be purchased by oneself.

## FCC Information

**CAUTION:** Changes or modifications not expressly approved by the party responsible for compliance could void the user's authority to operate the equipment!

This device complies with Part 15 of the FCC Rules. Operation is subject to the following two conditions:

- 1) This product may cause harmful interference.
- 2) This product must accept any interference received, including interference that may cause undesired operation.

**WARNING:** Changes or modifications to this product not expressly approved by the party responsible for compliance could void the user's authority to operate the product.

**Note:** This product has been tested and found to comply with the limits for a Class B digital device pursuant to Part 15 of the FCC Rules, These limits are designed to provide reasonable protection against harmful interference in a residential installation.

This product generates, uses and can radiate radio frequency energy, and if not installed and used in accordance with the instructions, may cause harmful interference to radio communications. However, there is no guarantee that interference will not occur in a particular installation. If this product does cause harmful interference to radio or television reception, which can be determined by turning the product off and on, the user is encouraged to try to correct the interference by one or more of the following measures.

- Reorient or relocate the receiving antenna.
- Increase the distance between the product and receiver.
- Connect the product to an outlet on a circuit different from that to which the receiver is connected.

- Consult the dealer or an experienced radio/TV technician for assistance.

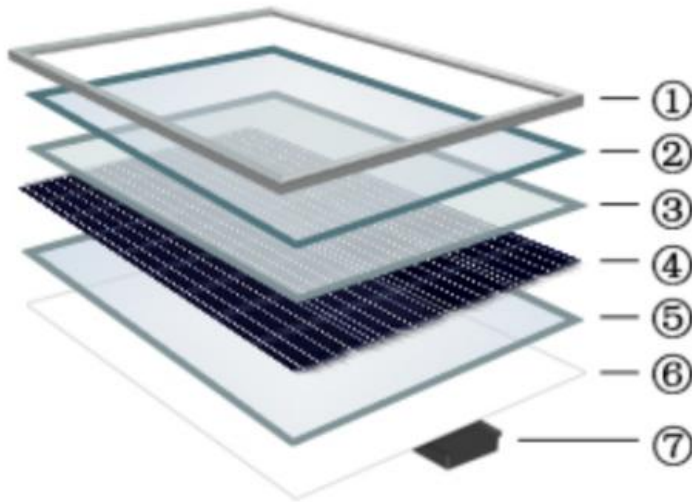
## CORRECT DISPOSAL



This product is subject to the provision of European Directive 2012/19/EU. The symbol showing a wheeled bin crossed through indicates that the product requires separate refuse collection in the European Union. This applies to the product and all accessories marked with this symbol. Products marked as such may not be discarded with normal domestic waste, but must be taken to a collection point for recycling electrical and electronic devices.

## SPECIFICATIONS

Model	S100
Rated power	<b>100W</b>
Solar Cell	Monocrystalline
open-circuit voltage	15V DC
Short circuit current(Isc)	10.41A
Operating Voltage	12V DC
working current	8.33A
SIZE	1095*450*29mm

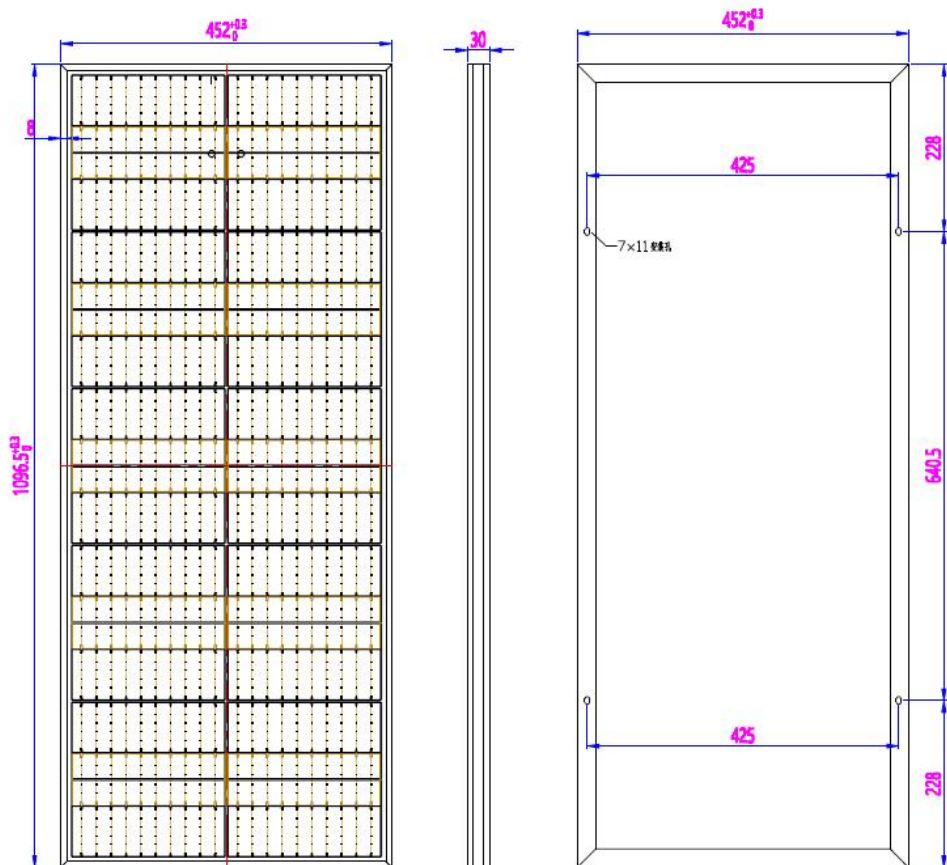


- |                     |                    |
|---------------------|--------------------|
| ① Aluminum Frame    | ⑤ EVA Encapsulant  |
| ② Tempered Glass    | ⑥ Back Sheet       |
| ③ EVA Encapsulant   | ⑦ ABS Junction Box |
| ④ Crystalline Cells |                    |

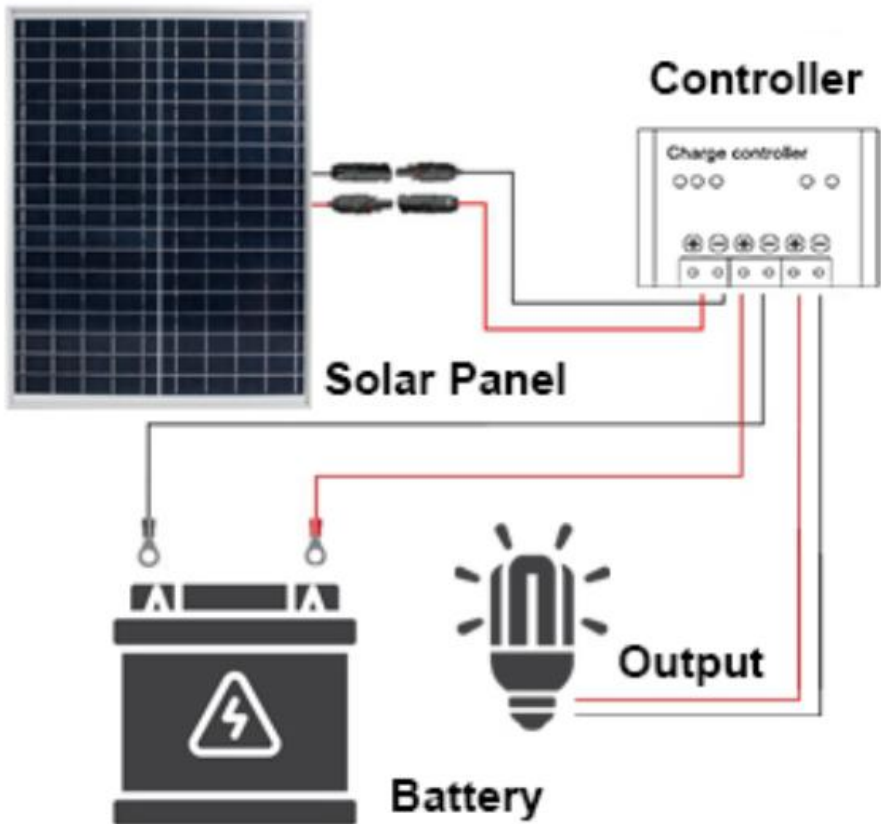
## Reliable Quality

- Linear power technology is used.
- High conversion rate, high efficiency output.
- Excellent low light environment power generation performance.
- High light transmittance quality tempered glass.
- High strength aluminum alloy frame, durable.
- The unique process makes the components both beautiful and easy to install.
- Unique technology to avoid freezing and deformation of water in the frame
- Packaging can be individually designed and customized according to customer needs
- Suitable for outdoor, mountain, water and other application conditions.

# Dimension figure



## OPERATION

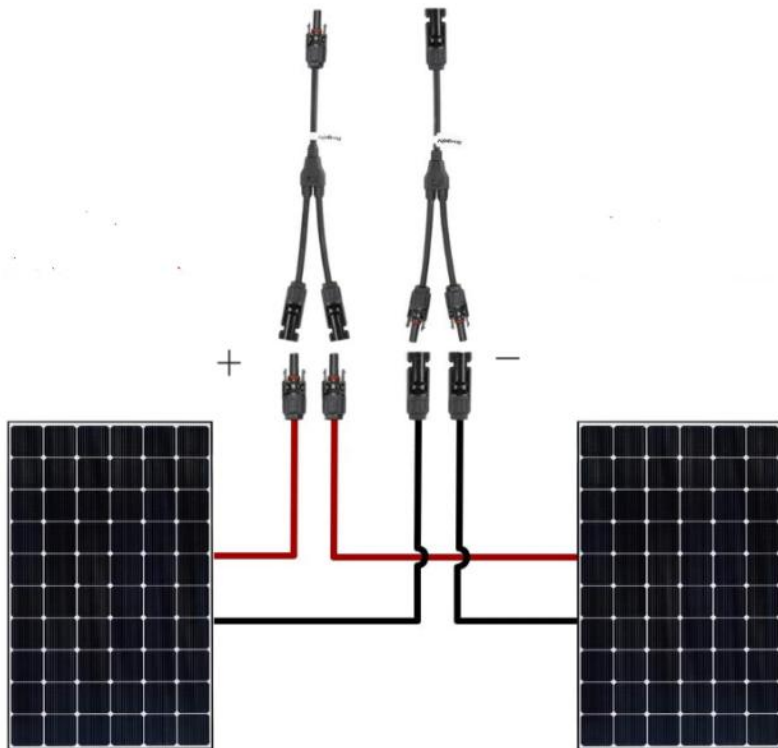


### Additional accessories for 12V fully charged solar panel kit:

- 12V Charge Controller
- 12V Battery ( Pls make sure your battery voltage is higher than 10.8 volts before connecting to the charge controller, and the safe charging voltage of battery is below 13.86 volts )
- DC Load You Might Have



**200W parallel connection:**



**Made In China**

**VEVOR<sup>®</sup>**

**TOUGH TOOLS, HALF PRICE**

**Technical Support and E-Warranty Certificate**

**[www.vevor.com/support](http://www.vevor.com/support)**