VEVOR®

TOUGH TOOLS, HALF PRICE

Technical Support and E-Warranty Certificate

www.vevor.com/support

# SHOPPING BASKET USER MANUAL

**MODEL: WS-L2 / WS-L3**

We continue to be committed to provide you tools with competitive price.
"Save Half", "Half Price" or any other similar expressions used by us only represents an estimate of savings you might benefit from buying certain tools with us compared to the major top brands and does not necessarily mean to cover all categories of tools offered by us. You are kindly reminded to verify carefully when you are placing an order with us if you are actually saving half in comparison with the top major brands.

VEVOR®
TOUGH TOOLS, HALF PRICE

# SHOPPING BASKET

**MODEL: WS-L2 / WS-L3**

(The picture is for reference only, please refer to the actual object)

## NEED HELP? CONTACT US!

Have product questions? Need technical support? Please feel free to contact us:

**Technical Support and E-Warranty Certificate**
**www.vevor.com/support**

This is the original instruction, please read all manual instructions carefully before operating. VEVOR reserves a clear interpretation of our user manual. The appearance of the product shall be subject to the product you received. Please forgive us that we won't inform you again if there are any technology or software updates on our product.

## SAFETY INSTRUCTION AND PRECAUTIONS

**WARNING:**

Read this material before using this product. Failure to do so can result in serious injury.

1. Please check all parts before use, and do not use any damaged parts.

2. Please do not use the product for anything other than its original purpose.

3. When assembling and folding, please be careful not to clip your fingers and hands.

4. Please do not force assembly or folding.

5. When using this product to store items, please make sure that it has been assembled.

6. When using this product to store items, please try to evenly place the items in the basket, and do not exceed the nominal load.

7. Please do not force anything into the product to avoid deformation and damage of the basket.

8. Please don't put the basket near the fire.

9. When the child uses it, please teach the child how to use it, and use it safely with full attention.

10. This product is not a toy. Do not allow children to play with this item.

# DIRECTION FOR USE

## direction for use

1. Please lift the basket.

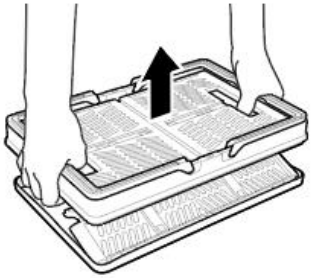

2. Straighten the folded long panel and press down the folded short panel.

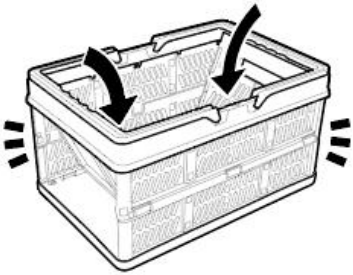

3. Please install the short panel on the bottom plate; At the same time, confirm the installation process as shown in the following figure.

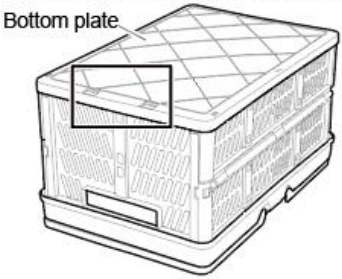


Inverted state

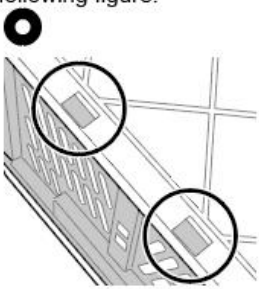

The buttons of the bottom plate are inserted into the short panel.

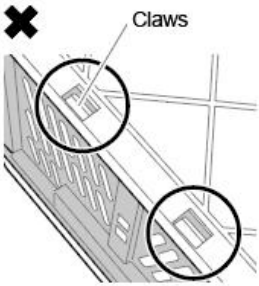


The buttons of the bottom plate are not inserted into the short panel.

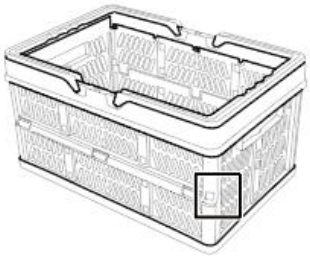

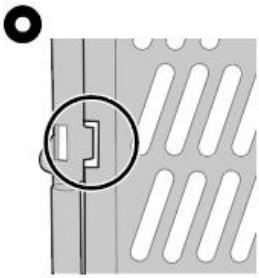

Fasten the buttons on the long panel to the short panel.

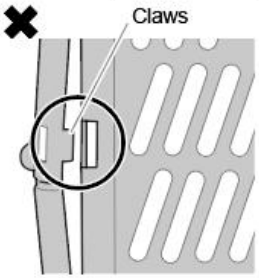


The buttons on the long panel are not inserted into the short panel.

| | Items | Description |
|---|---|---|
| 1 | Name | Shopping Basket |
| 2 | Model | WS-L2 |
| 3 | Parameter | charcoal gray<br>16L<br>22lbs<br>3pcs |

| | Items | Description |
|---|---|---|
| 1 | Name | Shopping Basket |
| 2 | Model | WS-L3 |
| 3 | Parameter | charcoal gray<br>25L<br>25lbs<br>3pcs |

**Address:** Baoshanqu Shuangchenglu 803long 11hao 1602A-1609shi Shanghai
**Imported to AUS:** SIHAO PTY LTD, 1 ROKEVA STREETEASTWOOD NSW 2122 Australia
**Imported to USA:** Sanven Technology Ltd., Suite 250, 9166 Anaheim Place, Rancho Cucamonga, CA 91730

| EC | REP |
|---|---|

SHUNSHUN GmbH
Römeräcker 9 Z2021, 76351
Linkenheim-Hochstetten, Germany

| UK | REP |
|---|---|

Pooledas Group Ltd
Unit 5 Albert Edward House, The
Pavilions Preston, United Kingdom

**Made In China**

VEVOR®

TOUGH TOOLS, HALF PRICE

**Technical Support and E-Warranty Certificate**

**www.vevor.com/support**

VEVOR®

TOUGH TOOLS, HALF PRICE

Technique Certificat d'assistance et de garantie électronique

www.vevor.com/support

# PANIER
# MANUEL D'UTILISATION

**MODÈLE: WS-L2 / WS-L3**

We continue to be committed to provide you tools with competitive price.
"Save Half", "Half Price" or any other similar expressions used by us only represents an estimate of savings you might benefit from buying certain tools with us compared to the major top brands and does not necessarily mean to cover all categories of tools offered by us. You are kindly reminded to verify carefully when you are placing an order with us if you are actually saving half in comparison with the top major brands.

VEVOR®
TOUGH TOOLS, HALF PRICE

# SHOPPING BASKET

**MODÈLE: WS-L2 / WS-L3**

( L'image est à titre de référence uniquement, veuillez vous référer à l'objet réel)

## NEED HELP? CONTACT US!

Have product questions? Need technical support? Please feel free to contact us:

**Technical Support and E-Warranty Certificate**
**www.vevor.com/support**

This is the original instruction, please read all manual instructions carefully before operating. VEVOR reserves a clear interpretation of our user manual. The appearance of the product shall be subject to the product you received. Please forgive us that we won't inform you again if there are any technology or software updates on our product.

## SAFETY INSTRUCTION AND PRECAUTIONS

**AVERTISSEMENT:**

Lisez ce document avant d'utiliser ce produit. Le non-respect de ces instructions peut entraîner des blessures graves.

1. Veuillez vérifier toutes les pièces avant utilisation et n'utilisez aucune pièce endommagée.

2. Veuillez ne pas utiliser le produit à d’autres fins que celles prévues à l’origine.

3. Lors du montage et du pliage, veillez à ne pas vous pincer les doigts et les mains.

4. Veuillez ne pas forcer le montage ou le pliage.

5. Lorsque vous utilisez ce produit pour stocker des articles, assurez-vous qu'il a été assemblé.

6. Lorsque vous utilisez ce produit pour stocker des articles, essayez de placer uniformément les articles dans le panier et de ne pas dépasser la charge nominale.

7. Veuillez ne rien forcer dans le produit pour éviter toute déformation et tout endommagement du panier.

8. Veuillez ne pas placer le panier près du feu.

9. Lorsque l'enfant l'utilise, veuillez lui apprendre à l'utiliser et à l'utiliser en toute sécurité avec toute son attention.

10. Ce produit n'est pas un jouet. Ne laissez pas les enfants jouer avec cet article.

# DIRECTION FOR USE

## direction for use

1. Please lift the basket.

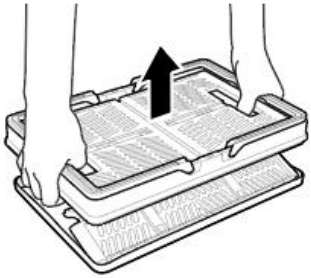

2. Straighten the folded long panel and press down the folded short panel.

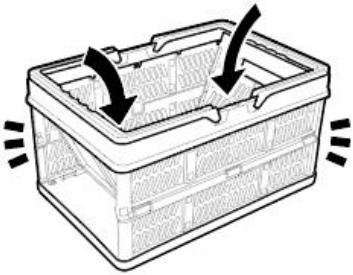

3. Please install the short panel on the bottom plate; At the same time, confirm the installation process as shown in the following figure.

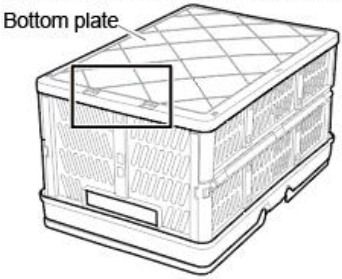


Inverted state

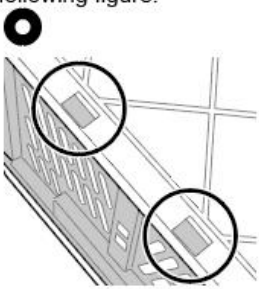

The buttons of the bottom plate are inserted into the short panel.

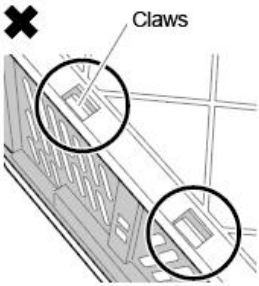


The buttons of the bottom plate are not inserted into the short panel.

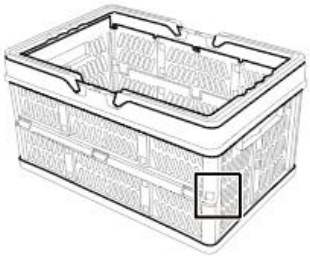

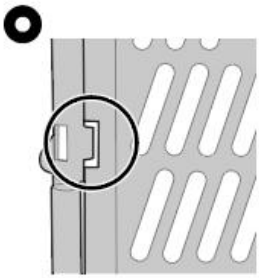

Fasten the buttons on the long panel to the short panel.

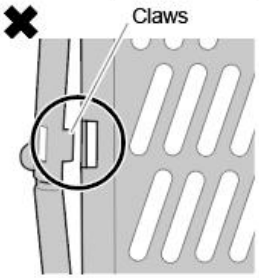


The buttons on the long panel are not inserted into the short panel.

| | Articles | Description |
|---|---|---|
| 1 | Nom | Panier |
| 2 | Modèle | WS-L2 |
| 3 | Paramètre | gris anthracite<br>16L<br>2 2 livres<br>3 pièces |

| | Articles | Description |
|---|---|---|
| 1 | Nom | Panier |
| 2 | Modèle | WS-L3 |
| 3 | Paramètre | gris anthracite<br>25L<br>2 5 livres<br>3 pièces |

**Adresse :** Baoshanqu Shuangchenglu 803long 11hao 1602A-1609shi Shanghai
**Importé en Australie :** SIHAO PTY LTD, 1 ROKEVA STREET, ASTWOOD NSW 2122 Australie
**Importé aux États-Unis :** Sanven Technology Ltd., Suite 250, 9166 Anaheim Place, Rancho Cucamonga, CA 91730

EC REP
SHUNSHUN GmbH
Römeräcker 9 Z2021, 76351
Linkenheim-Hochstetten, Germany

UK REP
Pooledas Group Ltd
Unit 5 Albert Edward House, The
Pavilions Preston, United Kingdom

**Fabriqué en Chine**

VEVOR®

TOUGH TOOLS, HALF PRICE

**Technique Certificat d'assistance et de garantie électronique**

**www.vevor.com/support**

VEVOR®

TOUGH TOOLS, HALF PRICE

Technisch Support und E-Garantie-Zertifikat

www.vevor.com/support

# EINKAUFSKORB BENUTZERHANDBUCH

**MODELL: WS-L2 / WS-L3**

We continue to be committed to provide you tools with competitive price.
"Save Half", "Half Price" or any other similar expressions used by us only represents an estimate of savings you might benefit from buying certain tools with us compared to the major top brands and does not necessarily mean to cover all categories of tools offered by us. You are kindly reminded to verify carefully when you are placing an order with us if you are actually saving half in comparison with the top major brands.

VEVOR®

TOUGH TOOLS, HALF PRICE

# SHOPPING BASKET

**MODELL: WS-L2 / WS-L3**

( Das Bild dient nur als Referenz, bitte beziehen Sie sich auf das tatsächliche Objekt)

## NEED HELP? CONTACT US!

Have product questions? Need technical support? Please feel free to contact us:

**Technical Support and E-Warranty Certificate**
**www.vevor.com/support**

This is the original instruction, please read all manual instructions carefully before operating. VEVOR reserves a clear interpretation of our user manual. The appearance of the product shall be subject to the product you received. Please forgive us that we won't inform you again if there are any technology or software updates on our product.

## SAFETY INSTRUCTION AND PRECAUTIONS

**WARNUNG:**

Lesen Sie dieses Material, bevor Sie dieses Produkt verwenden.
Andernfalls kann es zu schweren Verletzungen kommen.

1. Bitte überprüfen Sie alle Teile vor dem Gebrauch und verwenden Sie keine beschädigten Teile.

2. Bitte verwenden Sie das Produkt nicht für andere als seinen ursprünglichen Zweck.

3. Achten Sie beim Zusammenbauen und Zusammenklappen darauf, Ihre Finger und Hände nicht einzuklemmen.

4. Bitte erzwingen Sie den Zusammenbau oder das Zusammenklappen nicht.

5. Wenn Sie dieses Produkt zur Aufbewahrung von Gegenständen verwenden, stellen Sie bitte sicher, dass es zusammengebaut ist.

6. Wenn Sie dieses Produkt zum Aufbewahren von Gegenständen verwenden, versuchen Sie bitte, die Gegenstände gleichmäßig im Korb zu platzieren und überschreiten Sie nicht die Nennlast.

7. Bitte setzen Sie keine Gegenstände mit Gewalt in das Produkt ein, um eine Verformung und Beschädigung des Korbes zu vermeiden.

8. Bitte stellen Sie den Korb nicht in die Nähe des Feuers.

9. Wenn das Kind es benutzt, bringen Sie ihm bitte bei, wie es benutzt wird, und benutzen Sie es sicher und mit voller Aufmerksamkeit.

10. Dieses Produkt ist kein Spielzeug. Erlauben Sie Kindern nicht, mit diesem Artikel zu spielen.

# DIRECTION FOR USE

## direction for use

1. Please lift the basket.

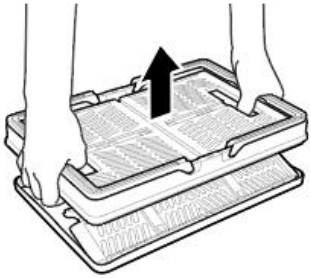

2. Straighten the folded long panel and press down the folded short panel.

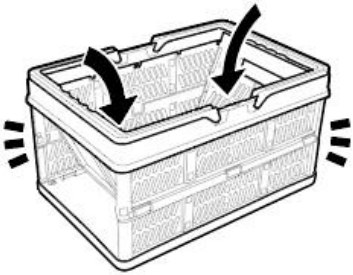

3. Please install the short panel on the bottom plate; At the same time, confirm the installation process as shown in the following figure.

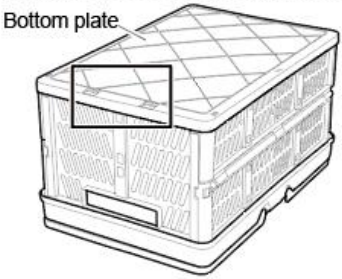


Inverted state

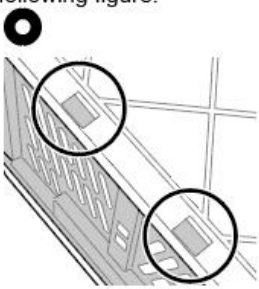

The buttons of the bottom plate are inserted into the short panel.

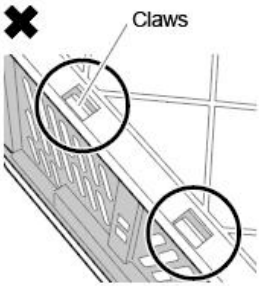


The buttons of the bottom plate are not inserted into the short panel.

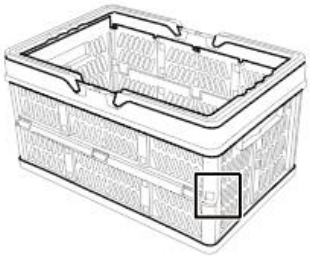

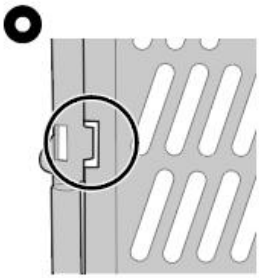

Fasten the buttons on the long panel to the short panel.

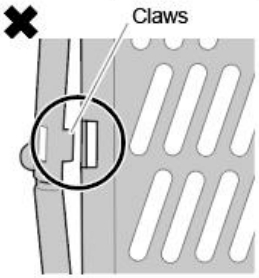


The buttons on the long panel are not inserted into the short panel.

| | Artikel | Beschreibung |
|---|---|---|
| 1 | Name | Einkaufskorb |
| 2 | Modell | WS-L2 |
| 3 | Parameter | anthrazit<br>16 Liter<br>2 2 Pfund<br>3 Stück |

| | Artikel | Beschreibung |
|---|---|---|
| 1 | Name | Einkaufskorb |
| 2 | Modell | WS-L3 |
| 3 | Parameter | anthrazit<br>25 Liter<br>2 5 Pfund<br>3 Stück |

**Adresse:** Baoshanqu Shuangchenglu 803long 11hao 1602A-1609shi Shanghai
**Nach AUS importiert:** SIHAO PTY LTD, 1 ROKEVA STREETEASTWOOD NSW 2122 Australien
**Importiert in die USA:** Sanven Technology Ltd., Suite 250, 9166 Anaheim Place, Rancho Cucamonga, CA 91730

| EC | REP |
|---|---|

SHUNSHUN GmbH
Römeräcker 9 Z2021, 76351
Linkenheim-Hochstetten, Germany

| UK | REP |
|---|---|

Pooledas Group Ltd
Unit 5 Albert Edward House, The
Pavilions Preston, United Kingdom

**In China hergestellt**

VEVOR®

TOUGH TOOLS, HALF PRICE

**Technisch Support und E-Garantie-Zertifikat**

**www.vevor.com/support**

VEVOR®

TOUGH TOOLS, HALF PRICE

Tecnico Supporto e certificato di garanzia elettronica

www.vevor.com/support

# CARRELLO DELLA SPESA
# MANUALE D'USO

**MODELLO: WS-L2 / WS-L3**

We continue to be committed to provide you tools with competitive price.
"Save Half", "Half Price" or any other similar expressions used by us only represents an estimate of savings you might benefit from buying certain tools with us compared to the major top brands and does not necessarily mean to cover all categories of tools offered by us. You are kindly reminded to verify carefully when you are placing an order with us if you are actually saving half in comparison with the top major brands.

VEVOR®
TOUGH TOOLS, HALF PRICE

# SHOPPING BASKET

**MODELLO: WS-L2 / WS-L3**

( L'immagine è solo di riferimento, fare riferimento all'oggetto reale)

## NEED HELP? CONTACT US!

Have product questions? Need technical support? Please feel free to contact us:

**Technical Support and E-Warranty Certificate**
**www.vevor.com/support**

This is the original instruction, please read all manual instructions carefully before operating. VEVOR reserves a clear interpretation of our user manual. The appearance of the product shall be subject to the product you received. Please forgive us that we won't inform you again if there are any technology or software updates on our product.

## SAFETY INSTRUCTION AND PRECAUTIONS

**AVVERTIMENTO:**

Leggere questo materiale prima di utilizzare questo prodotto. La mancata osservanza di questa precauzione può causare gravi lesioni.

1. Controllare tutte le parti prima dell'uso e non utilizzare parti danneggiate.

2. Non utilizzare il prodotto per scopi diversi da quello per cui è stato concepito.

3. Durante il montaggio e la piegatura, fare attenzione a non tagliarsi le dita e le mani.

4. Non forzare il montaggio o la piegatura.

5. Quando si utilizza questo prodotto per riporre oggetti, assicurarsi che sia stato assemblato.

6. Quando si utilizza questo prodotto per riporre oggetti, cercare di disporre gli oggetti in modo uniforme nel cestello e non superare il carico nominale.

7. Non forzare nulla nel prodotto per evitare deformazioni e danni al cestello.

8. Si prega di non mettere il cestino vicino al fuoco.

9. Quando il bambino lo usa, insegnargli come usarlo e usarlo in modo sicuro con la massima attenzione.

10. Questo prodotto non è un giocattolo. Non permettere ai bambini di giocare con questo articolo.

# DIRECTION FOR USE

## direction for use

1. Please lift the basket.

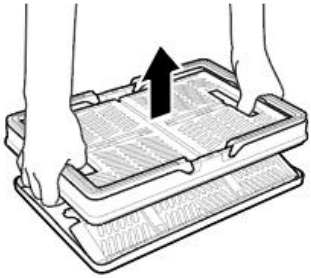

2. Straighten the folded long panel and press down the folded short panel.

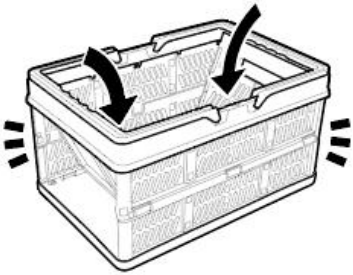

3. Please install the short panel on the bottom plate; At the same time, confirm the installation process as shown in the following figure.

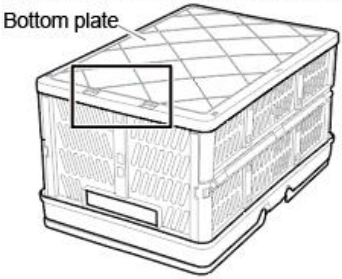


Inverted state

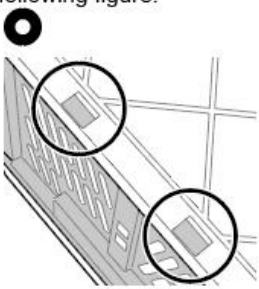

The buttons of the bottom plate are inserted into the short panel.

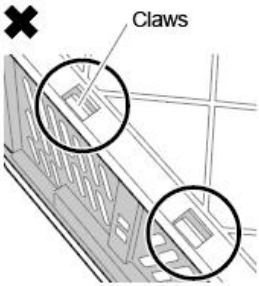


The buttons of the bottom plate are not inserted into the short panel.

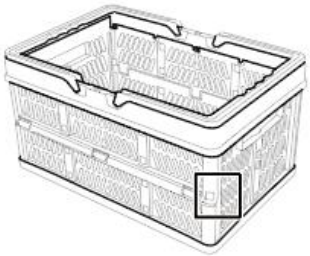

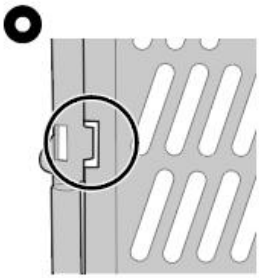

Fasten the buttons on the long panel to the short panel.

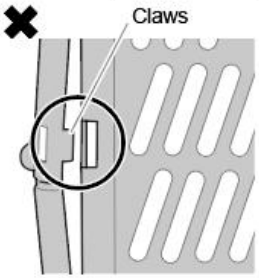


The buttons on the long panel are not inserted into the short panel.

| | Elementi | Descrizione |
|---|---|---|
| 1 | Nome | Carrello della spesa |
| 2 | Modello | WS-L2 |
| 3 | Parametro | grigio antracite<br>16L<br>2 2 libbre<br>3 pezzi |

| | Elementi | Descrizione |
|---|---|---|
| 1 | Nome | Carrello della spesa |
| 2 | Modello | WS-L3 |
| 3 | Parametro | grigio antracite<br>25L<br>2 5 libbre<br>3 pezzi |

**Indirizzo:** Baoshanqu Shuangchenglu 803long 11hao 1602A-1609shi Shanghai
**Importato in AUS:** SIHAO PTY LTD, 1 ROKEVA STREETEASTWOOD NSW 2122 Australia
**Importato negli USA:** Sanven Technology Ltd., Suite 250, 9166 Anaheim Place, Rancho Cucamonga, CA 91730

| EC | REP |
|---|---|

SHUNSHUN GmbH
Römeräcker 9 Z2021, 76351
Linkenheim-Hochstetten, Germany

| UK | REP |
|---|---|

Pooledas Group Ltd
Unit 5 Albert Edward House, The
Pavilions Preston, United Kingdom

**Made in China**

VEVOR®

TOUGH TOOLS, HALF PRICE

**Tecnico Supporto e certificato di garanzia elettronica**

**www.vevor.com/support**

VEVOR®

TOUGH TOOLS, HALF PRICE

Técnico Certificado de soporte y garantía electrónica

www.vevor.com/support

# CESTA DE LA COMPRA
# MANUAL DEL USUARIO

**MODELO: WS-L2 / WS-L3**

We continue to be committed to provide you tools with competitive price.
"Save Half", "Half Price" or any other similar expressions used by us only represents an estimate of savings you might benefit from buying certain tools with us compared to the major top brands and does not necessarily mean to cover all categories of tools offered by us. You are kindly reminded to verify carefully when you are placing an order with us if you are actually saving half in comparison with the top major brands.

VEVOR®
TOUGH TOOLS, HALF PRICE

# SHOPPING BASKET

**MODELO: WS-L2 / WS-L3**

( La imagen es solo de referencia, consulte el objeto real)

## NEED HELP? CONTACT US!

Have product questions? Need technical support? Please feel free to contact us:

**Technical Support and E-Warranty Certificate**
**www.vevor.com/support**

This is the original instruction, please read all manual instructions carefully before operating. VEVOR reserves a clear interpretation of our user manual. The appearance of the product shall be subject to the product you received. Please forgive us that we won't inform you again if there are any technology or software updates on our product.

## SAFETY INSTRUCTION AND PRECAUTIONS

**ADVERTENCIA:**

Lea este material antes de utilizar este producto. No hacerlo puede provocar lesiones graves.

1. Compruebe todas las piezas antes de usar y no utilice ninguna pieza dañada.

2. No utilice el producto para ningún otro fin que no sea el original.

3. Al ensamblar y doblar, tenga cuidado de no cortarse los dedos ni las manos.

4. No fuerce el montaje ni el plegado.

5. Cuando utilice este producto para almacenar artículos, asegúrese de que esté ensamblado.

6. Al utilizar este producto para almacenar artículos, intente colocar los artículos de manera uniforme en la cesta y no exceda la carga nominal.

7. No fuerce nada en el producto para evitar deformaciones y daños en la cesta.

8. Por favor, no coloque la cesta cerca del fuego.

9. Cuando el niño lo utilice, enséñele cómo utilizarlo y utilícelo de forma segura y con plena atención.

10. Este producto no es un juguete. No permita que los niños jueguen con este artículo.

# DIRECTION FOR USE

## direction for use

1. Please lift the basket.

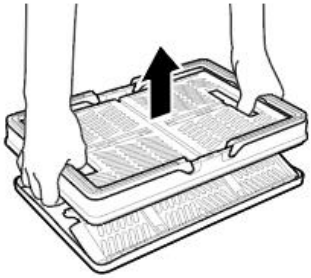

2. Straighten the folded long panel and press down the folded short panel.

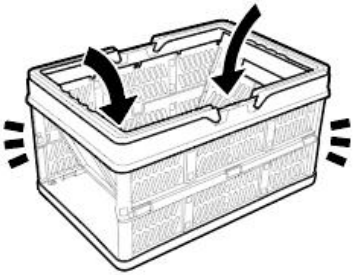

3. Please install the short panel on the bottom plate; At the same time, confirm the installation process as shown in the following figure.

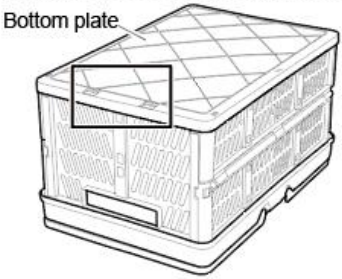


Inverted state

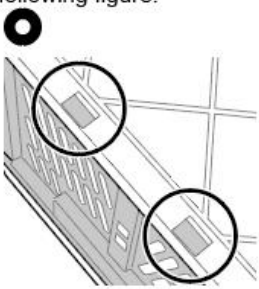

The buttons of the bottom plate are inserted into the short panel.

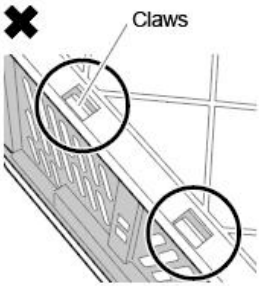


The buttons of the bottom plate are not inserted into the short panel.

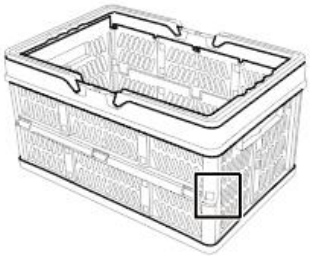

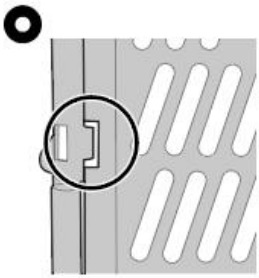

Fasten the buttons on the long panel to the short panel.

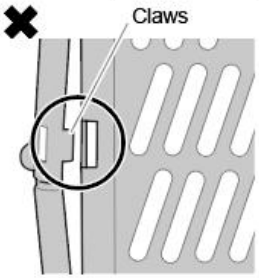


The buttons on the long panel are not inserted into the short panel.

| | Elementos | Descripción |
|---|---|---|
| 1 | Nombre | Cesta de la compra |
| 2 | Modelo | WS-L2 |
| 3 | Parámetro | gris carbón<br>16 litros<br>2 2 libras<br>3 piezas |

| | Elementos | Descripción |
|---|---|---|
| 1 | Nombre | Cesta de la compra |
| 2 | Modelo | WS-L3 |
| 3 | Parámetro | gris carbón<br>25 litros<br>2,5 libras<br>3 piezas |

**Dirección:** Baoshanqu Shuangchenglu 803long 11hao 1602A-1609shi Shanghai
**Importado a AUS:** SIHAO PTY LTD, 1 ROKEVA STREETEASTWOOD NSW 2122 Australia
**Importado a EE. UU.:** Sanven Technology Ltd., Suite 250, 9166 Anaheim Place, Rancho Cucamonga, CA 91730

| EC | REP |
|---|---|

SHUNSHUN GmbH
Römeräcker 9 Z2021, 76351
Linkenheim-Hochstetten, Germany

| UK | REP |
|---|---|

Pooledas Group Ltd
Unit 5 Albert Edward House, The
Pavilions Preston, United Kingdom

**Hecho en china**

VEVOR®

TOUGH TOOLS, HALF PRICE

**Técnico Certificado de soporte y garantía electrónica**

**www.vevor.com/support**

VEVOR®

TOUGH TOOLS, HALF PRICE

Techniczny Wsparcie i certyfikat e-gwarancji

www.vevor.com/support

# KOSZYK ZAKUPOWY
# INSTRUKCJA OBSŁUGI

**MODEL: WS-L2 / WS-L3**

We continue to be committed to provide you tools with competitive price.
"Save Half", "Half Price" or any other similar expressions used by us only represents an estimate of savings you might benefit from buying certain tools with us compared to the major top brands and does not necessarily mean to cover all categories of tools offered by us. You are kindly reminded to verify carefully when you are placing an order with us if you are actually saving half in comparison with the top major brands.

VEVOR®
TOUGH TOOLS, HALF PRICE

# SHOPPING BASKET

**MODEL: WS-L2 / WS-L3**

( Zdjęcie ma charakter poglądowy, proszę odnieść się do rzeczywistego obiektu)

## NEED HELP? CONTACT US!

Have product questions? Need technical support? Please feel free to contact us:

**Technical Support and E-Warranty Certificate**
**www.vevor.com/support**

This is the original instruction, please read all manual instructions carefully before operating. VEVOR reserves a clear interpretation of our user manual. The appearance of the product shall be subject to the product you received. Please forgive us that we won't inform you again if there are any technology or software updates on our product.

## SAFETY INSTRUCTION AND PRECAUTIONS

**OSTRZEŻENIE:**

Przeczytaj ten materiał przed użyciem tego produktu. Nieprzestrzeganie tego może spowodować poważne obrażenia.

1. Przed użyciem sprawdź wszystkie części i nie używaj żadnych uszkodzonych.

2. Nie używaj produktu do celów innych niż te, do których jest przeznaczony.

3. Podczas montażu i składania należy zachować ostrożność, aby nie przyciąć sobie palców i dłoni.

4. Proszę nie wykonywać montażu i składania na siłę.

5. W przypadku przechowywania przedmiotów w tym produkcie należy upewnić się, że został on zmontowany.

6. Podczas przechowywania przedmiotów w tym produkcie należy starać się równomiernie rozmieścić przedmioty w koszyku i nie przekraczać nominalnego obciążenia.

7. Nie należy wciskać niczego na siłę, aby uniknąć odkształcenia lub uszkodzenia koszyka.

8. Proszę nie stawiać koszyka w pobliżu ognia.

9. Kiedy dziecko korzysta z urządzenia, naucz je, jak z niego korzystać, a także korzystaj z niego bezpiecznie, zachowując pełną uwagę.

10. Ten produkt nie jest zabawką. Nie pozwalaj dzieciom bawić się tym przedmiotem.

# DIRECTION FOR USE

## direction for use

1. Please lift the basket.

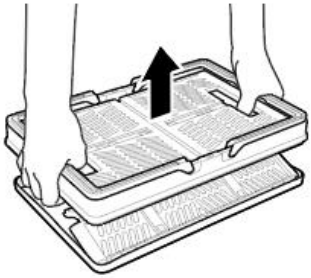

2. Straighten the folded long panel and press down the folded short panel.

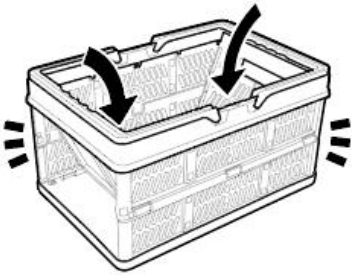

3. Please install the short panel on the bottom plate; At the same time, confirm the installation process as shown in the following figure.

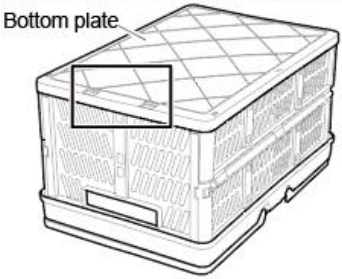


Inverted state

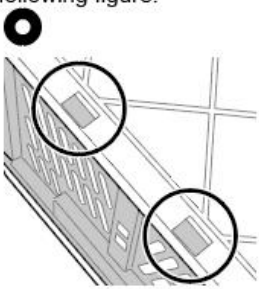

The buttons of the bottom plate are inserted into the short panel.

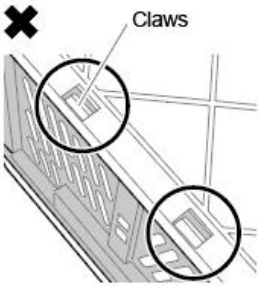


The buttons of the bottom plate are not inserted into the short panel.

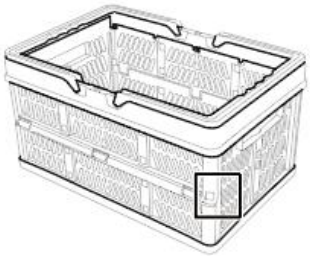

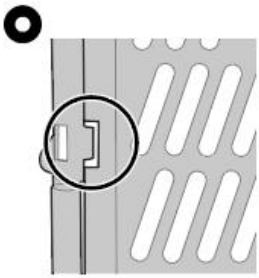

Fasten the buttons on the long panel to the short panel.

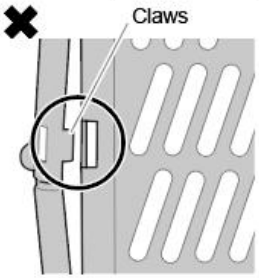


The buttons on the long panel are not inserted into the short panel.

| | Rzeczy | Opis |
|---|---|---|
| 1 | Nazwa | Koszyk zakupowy |
| 2 | Model | WS-L2 |
| 3 | Parametr | szary węglowy<br>16L<br>2 2 funty<br>3 szt. |

| | Rzeczy | Opis |
|---|---|---|
| 1 | Nazwa | Koszyk zakupowy |
| 2 | Model | WS-L3 |
| 3 | Parametr | szary węglowy<br>25L<br>2 5 funtów<br>3 szt. |

**Adres:** Baoshanqu Shuangchenglu 803long 11hao 1602A-1609shi Szanghaj
**Importowane do AUS:** SIHAO PTY LTD, 1 ROKEVA STREETEASTWOOD NSW 2122 Australia
**Importowane do USA:** Sanven Technology Ltd., Suite 250, 9166 Anaheim Place, Rancho Cucamonga, CA 91730

| EC | REP |
|---|---|

SHUNSHUN GmbH
Römeräcker 9 Z2021, 76351
Linkenheim-Hochstetten, Germany

| UK | REP |
|---|---|

Pooledas Group Ltd
Unit 5 Albert Edward House, The
Pavilions Preston, United Kingdom

**Wyprodukowano w Chinach**

VEVOR®

TOUGH TOOLS, HALF PRICE

**Techniczny Wsparcie i certyfikat e-gwarancji**

**www.vevor.com/support**

VEVOR®

TOUGH TOOLS, HALF PRICE

Technisch Ondersteuning en E-garantiecertificaat

www.vevor.com/support

# WINKELMANDJE GEBRUIKERSHANDLEIDING

**MODEL: WS-L2 / WS-L3**

We continue to be committed to provide you tools with competitive price.
"Save Half", "Half Price" or any other similar expressions used by us only represents an estimate of savings you might benefit from buying certain tools with us compared to the major top brands and does not necessarily mean to cover all categories of tools offered by us. You are kindly reminded to verify carefully when you are placing an order with us if you are actually saving half in comparison with the top major brands.

VEVOR®
TOUGH TOOLS, HALF PRICE

# SHOPPING BASKET

**MODEL: WS-L2 / WS-L3**

( De afbeelding is alleen ter referentie, kijk naar het daadwerkelijke object)

## NEED HELP? CONTACT US!

Have product questions? Need technical support? Please feel free to contact us:

**Technical Support and E-Warranty Certificate**
**www.vevor.com/support**

This is the original instruction, please read all manual instructions carefully before operating. VEVOR reserves a clear interpretation of our user manual. The appearance of the product shall be subject to the product you received. Please forgive us that we won't inform you again if there are any technology or software updates on our product.

## SAFETY INSTRUCTION AND PRECAUTIONS

**WAARSCHUWING:**

Lees dit materiaal voordat u dit product gebruikt. Als u dit niet doet, kan dit leiden tot ernstig letsel.

1. Controleer alle onderdelen voor gebruik en gebruik geen beschadigde onderdelen.

2. Gebruik het product niet voor andere doeleinden dan waarvoor het bedoeld is.

3. Let bij het monteren en opvouwen op dat u uw vingers en handen niet beknelt.

4. Forceer de montage of het vouwen niet.

5. Wanneer u dit product gebruikt om spullen op te bergen, zorg er dan voor dat het gemonteerd is.

6. Wanneer u dit product gebruikt om artikelen op te bergen, probeer de artikelen dan gelijkmatig in de mand te plaatsen en overschrijd de nominale belasting niet.

7. Forceer niets in het product om vervorming en schade aan de mand te voorkomen.

8. Zet de mand niet in de buurt van het vuur.

9. Wanneer het kind het product gebruikt, leer het kind dan hoe het het product moet gebruiken en gebruik het product veilig en met volledige aandacht.

10. Dit product is geen speelgoed. Laat kinderen niet met dit artikel spelen.

# DIRECTION FOR USE

## direction for use

1. Please lift the basket.

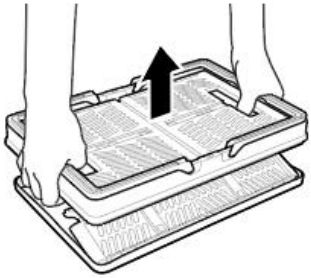

2. Straighten the folded long panel and press down the folded short panel.

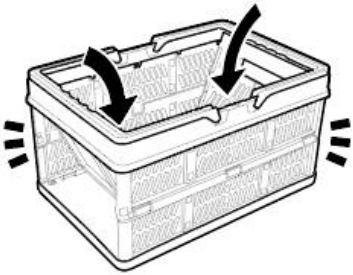

3. Please install the short panel on the bottom plate; At the same time, confirm the installation process as shown in the following figure.

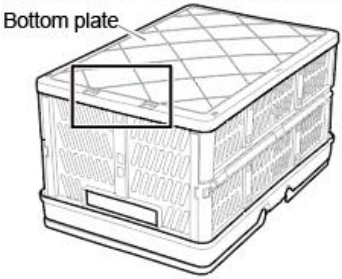


Inverted state

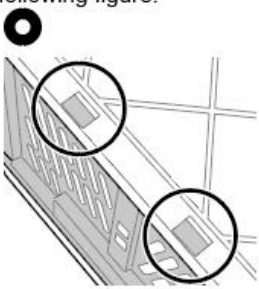

The buttons of the bottom plate are inserted into the short panel.

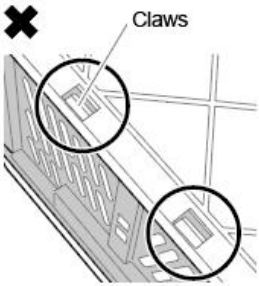


The buttons of the bottom plate are not inserted into the short panel.

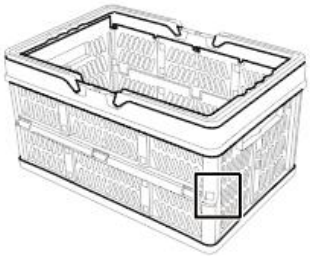

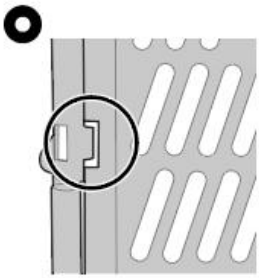

Fasten the buttons on the long panel to the short panel.

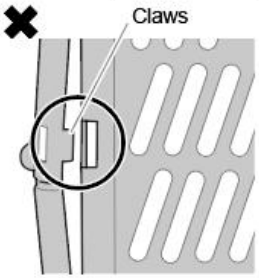


The buttons on the long panel are not inserted into the short panel.

| | Ik ben | Beschrijving |
|---|---|---|
| 1 | Naam | Winkelmandje |
| 2 | Model | WS-L2 |
| 3 | Parameter | houtskoolgrijs<br>16L<br>2 2 pond<br>3 stuks |

| | Ik ben | Beschrijving |
|---|---|---|
| 1 | Naam | Winkelmandje |
| 2 | Model | WS-L3 |
| 3 | Parameter | houtskoolgrijs<br>25L<br>2 5 pond<br>3 stuks |

**Adres:** Baoshanqu Shuangchenglu 803long 11hao 1602A-1609shi Shanghai
**Geïmporteerd naar AUS:** SIHAO PTY LTD, 1 ROKEVA STREETEASTWOOD NSW 2122 Australië
**Geïmporteerd naar de VS:** Sanven Technology Ltd., Suite 250, 9166 Anaheim Place, Rancho Cucamonga, CA 91730

| | |
|---|---|
| EC | REP |

SHUNSHUN GmbH
Römeräcker 9 Z2021, 76351
Linkenheim-Hochstetten, Germany

| | |
|---|---|
| UK | REP |

Pooledas Group Ltd
Unit 5 Albert Edward House, The
Pavilions Preston, United Kingdom

**Gemaakt in China**

VEVOR®

TOUGH TOOLS, HALF PRICE

**Technisch Ondersteuning en E-garantiecertificaat**

**www.vevor.com/support**

VEVOR®

TOUGH TOOLS, HALF PRICE

Teknisk Support och e-garanticertifikat

www.vevor.com/support

# KUNDKORG ANVÄNDARMANUAL

**MODELL: WS-L2 / WS-L3**

We continue to be committed to provide you tools with competitive price.
"Save Half", "Half Price" or any other similar expressions used by us only represents an estimate of savings you might benefit from buying certain tools with us compared to the major top brands and does not necessarily mean to cover all categories of tools offered by us. You are kindly reminded to verify carefully when you are placing an order with us if you are actually saving half in comparison with the top major brands.

VEVOR®

TOUGH TOOLS, HALF PRICE

# SHOPPING BASKET

**MODELL: WS-L2 / WS-L3**

( Bilden är endast för referens, se det faktiska objektet)

## NEED HELP? CONTACT US!

Have product questions? Need technical support? Please feel free to contact us:

**Technical Support and E-Warranty Certificate**
**www.vevor.com/support**

This is the original instruction, please read all manual instructions carefully before operating. VEVOR reserves a clear interpretation of our user manual. The appearance of the product shall be subject to the product you received. Please forgive us that we won't inform you again if there are any technology or software updates on our product.

## SAFETY INSTRUCTION AND PRECAUTIONS

**VARNING:**

Läs detta material innan du använder denna produkt. Underlåtenhet att göra det kan resultera i allvarliga skador.

1. Kontrollera alla delar före användning och använd inga skadade delar.

2. Använd inte produkten för något annat än dess ursprungliga syfte.

3. Var försiktig när du monterar och fäller ihop dina fingrar och händer.

4. Tvinga inte montering eller vikning.

5. När du använder denna produkt för att lagra föremål, se till att den har monterats.

6. När du använder denna produkt för att lagra föremål, försök att placera föremålen jämnt i korgen och överskrid inte den nominella belastningen.

7. Tvinga inte in något i produkten för att undvika deformering och skada på korgen.

8. Placera inte korgen nära elden.

9. När barnet använder det, vänligen lär barnet hur man använder det, och använd det säkert med full uppmärksamhet.

10. Denna produkt är inte en leksak. Tillåt inte barn att leka med detta föremål.

# DIRECTION FOR USE

## direction for use

1. Please lift the basket.

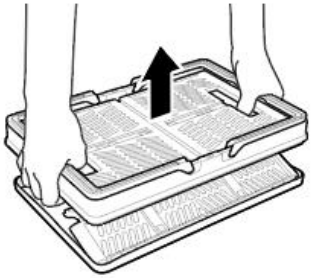

2. Straighten the folded long panel and press down the folded short panel.

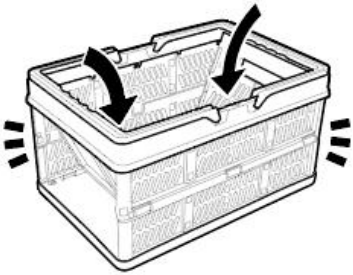

3. Please install the short panel on the bottom plate; At the same time, confirm the installation process as shown in the following figure.

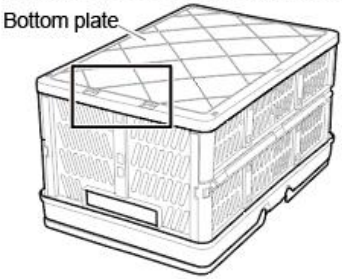


Inverted state

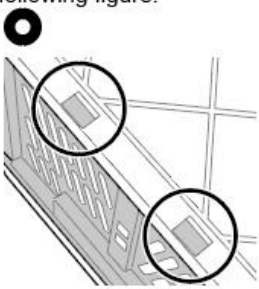

The buttons of the bottom plate are inserted into the short panel.

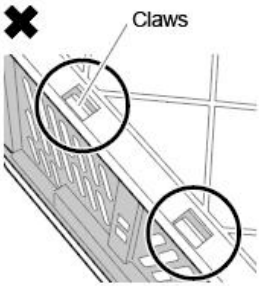


The buttons of the bottom plate are not inserted into the short panel.

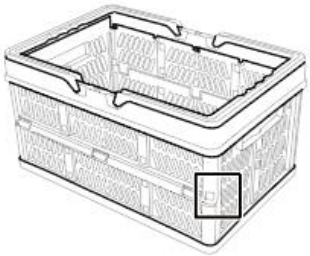

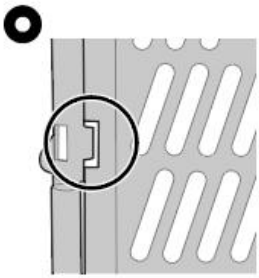

Fasten the buttons on the long panel to the short panel.

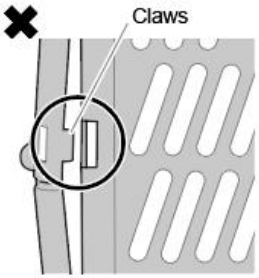


The buttons on the long panel are not inserted into the short panel.

| | Jag tems | Beskrivning |
|---|---|---|
| 1 | Namn | Kundkorg |
| 2 | Modell | WS-L2 |
| 3 | Parameter | kolgrå<br>16L<br>2 2 lbs<br>3 st |

| | Jag tems | Beskrivning |
|---|---|---|
| 1 | Namn | Kundkorg |
| 2 | Modell | WS-L3 |
| 3 | Parameter | kolgrå<br>25L<br>2 5 lbs<br>3 st |

**Adress:** Baoshanqu Shuangchenglu 803long 11hao 1602A-1609shi Shanghai
**Importerad till AUS:** SIHAO PTY LTD, 1 ROKEVA STREETEASTWOOD NSW 2122 Australien
**Importerad till USA:** Sanven Technology Ltd., Suite 250, 9166 Anaheim Place, Rancho Cucamonga, CA 91730

EC REP
SHUNSHUN GmbH
Römeräcker 9 Z2021, 76351
Linkenheim-Hochstetten, Germany

UK REP
Pooledas Group Ltd
Unit 5 Albert Edward House, The
Pavilions Preston, United Kingdom

**Tillverkad i Kina**

VEVOR®

TOUGH TOOLS, HALF PRICE

**Teknisk Support och e-garanticertifikat**

**www.vevor.com/support**