

Language order:

English

French

German

Italian

Spanish

Polish

Dutch

Swedishf



# **VEVOR<sup>®</sup>**

**TOUGH TOOLS, HALF PRICE**

Technical Support and E-Warranty Certificate <https://www.vevor.com/support>

## **ACRYLIC TABLE USER MANUAL**

We continue to be committed to provide you tools with competitive price.

"Save Half", "Half Price" or any other similar expressions used by us only represents an estimate of savings you might benefit from buying certain tools with us compared to the major top brands and does not necessarily mean to cover all categories of tools offered by us. You are kindly reminded to verify carefully when you are placing an order with us if you are actually saving half in comparison with the top major brands.



# VEVOR<sup>®</sup>

TOUGH TOOLS, HALF PRICE

## Acrylic Table

MODEL NO.: YKB001X



### NEED HELP? CONTACT US!

Have product questions? Need technical support? Please feel free to contact us: **Technical Support and E-Warranty Certificate**  
**[www.vevor.com/support](http://www.vevor.com/support)**

This is the original instruction, please read all manual instructions carefully before operating. VEVOR reserves a clear interpretation of our user manual. The appearance of the product shall be subject to the product you received. Please forgive us that we won't inform you again if there are any technology or software updates on our product.





**Please read this manual carefully before using the product. Failure to do so may result in serious injury. SAVE THIS MANUAL**

## **ASSEMBLY PRECAUTIONS**

1. Assemble only according to these instructions. Improper assembly can create hazards.
2. Wear ANSI-approved safety goggles and heavy-duty work gloves during assembly.
3. Keep assembly area clean and well-lit.
4. Keep bystanders out of the area during assembly.
5. Do not assemble when tired or when under the influence of alcohol, drugs or medication.
6. The product capabilities apply to properly and completely assembled products only.
7. Assemble on a flat, level, hard and smooth surface capable of safely supporting the acrylic table.

## **USE PRECAUTIONS**

### **TO PREVENT SERIOUS INJURY AND DEATH FROM TIPPING:**

1. This product is not a toy. Do not allow children to play with or approach this item.
2. Use as intended only. Do not sit or stand on the table.
3. Inspect before every use. Do not use it if parts are loose or damaged.
4. Use only on flat, level, and hard surfaces.




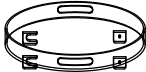






# ASSEMBLY INSTRUCTIONS

For additional information regarding the parts listed in the following pages, refer to the Assembly Diagram of this manual. Unwrap and separate all parts on a clear work area.

## TECHNICAL SPECIFICATIONS

Model	YKB001X
Main Material	PMMA
Color	Transparent
Product Dimensions (LxWxH)	φ400*580 mm
Packing Size (LxWxH)	680*480*145 mm
Net Weight (kg)	2.45
Gross Weight (kg)	3.85

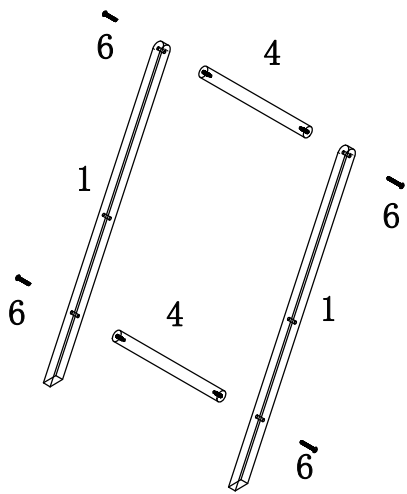
## PACKAGE CONTENTS

1	2	3	4	5	6	7	8
*4	*1	*2	*2	*2	*8	*1	*4
							

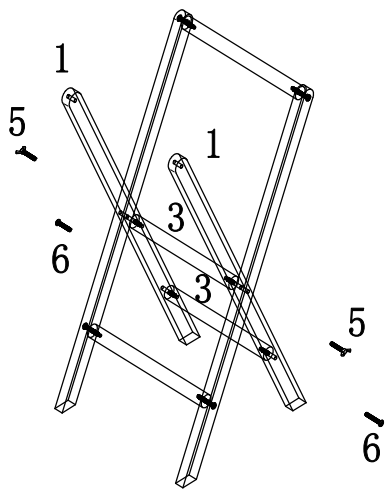


# ASSEMBLY STEPS

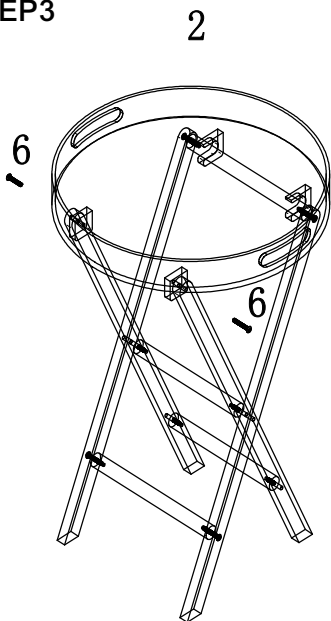
STEP1



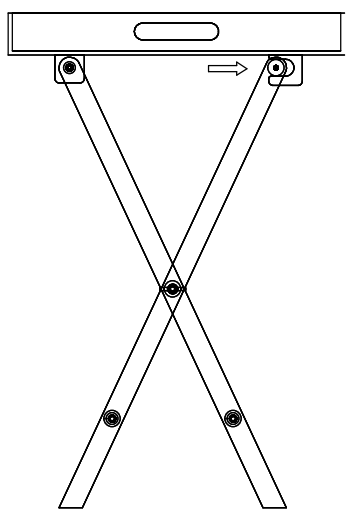
STEP2



STEP3



STEP4





# COMPLETION





Manufacturer: Shanghaimuxinmuyeyouxiangongsi  
Address: Shuangchenglu 803nong11hao1602A-1609shi, baoshanqu, shanghai 200000 CN.  
Imported to AUS: SIHAO PTY LTD. 1 ROKEVA STREETEASTWOOD NSW 2122 Australia  
Imported to USA: Sanven Technology Ltd. Suite 250, 9166 Anaheim Place, Rancho Cucamonga, CA 91730



E-CrossStu GmbH  
Mainzer Landstr.69,  
60329 Frankfurt am Main.



YH CONSULTING LIMITED.  
C/O YH Consulting Limited Office 147,  
Centurion House, London Road,  
Staines-upon-Thames, Surrey, TW18 4AX



# **VEVOR<sup>®</sup>**

**TOUGH TOOLS, HALF PRICE**

**Technical Support and E-Warranty Certificate**

**[www.vevor.com/support](http://www.vevor.com/support)**





Technical Support and E-Warranty Certificate <https://www.vevor.com/support>

# **ACRYLIC TABLE USER MANUAL**

We continue to be committed to provide you tools with competitive price.

"Save Half", "Half Price" or any other similar expressions used by us only represents an estimate of savings you might benefit from buying certain tools with us compared to the major top brands and does not necessarily mean to cover all categories of tools offered by us. You are kindly reminded to verify carefully when you are placing an order with us if you are actually saving half in comparison with the top major brands.



# VEVOR<sup>®</sup>

TOUGH TOOLS, HALF PRICE

## Acrylic Table

MODEL NO.: YKB001X



### NEED HELP? CONTACT US!

Have product questions? Need technical support? Please feel free to contact us: **Technical Support and E-Warranty Certificate**  
**[www.vevor.com/support](http://www.vevor.com/support)**

This is the original instruction, please read all manual instructions carefully before operating. VEVOR reserves a clear interpretation of our user manual. The appearance of the product shall be subject to the product you received. Please forgive us that we won't inform you again if there are any technology or software updates on our product.





## **WARNING:**

**Please read this manual carefully before using the product. Failure to do so may result in serious injury. SAVE THIS MANUAL**

# **ASSEMBLY PRECAUTIONS**

1. Assemble only according to these instructions. Improper assembly can create hazards.
2. Wear ANSI-approved safety goggles and heavy-duty work gloves during assembly.
3. Keep assembly area clean and well-lit.
4. Keep bystanders out of the area during assembly.
5. Do not assemble when tired or when under the influence of alcohol, drugs or medication.
6. The product capabilities apply to properly and completely assembled products only.
7. Assemble on a flat, level, hard and smooth surface capable of safely supporting the acrylic table.

# **USE PRECAUTIONS**

## **TO PREVENT SERIOUS INJURY AND DEATH FROM TIPPING:**

1. This product is not a toy. Do not allow children to play with or approach this item.
2. Use as intended only. Do not sit or stand on the table.
3. Inspect before every use. Do not use it if parts are loose or damaged.
4. Use only on flat, level, and hard surfaces.











# ASSEMBLY INSTRUCTIONS

For additional information regarding the parts listed in the following pages, refer to the Assembly Diagram of this manual. Unwrap and separate all parts on a clear work area.

## TECHNICAL SPECIFICATIONS

Model	YKB001X
Main Material	PMMA
Color	Transparent
Product Dimensions (LxWxH)	φ400*580 mm
Packing Size (LxWxH)	680*480*145 mm
Net Weight (kg)	2.45
Gross Weight (kg)	3,85

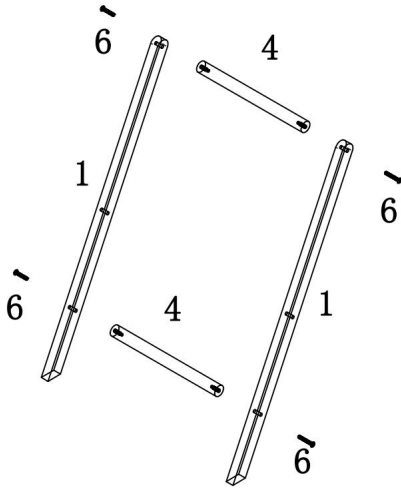
## PACKAGE CONTENTS

1	2	3	4	5	6	7	8
*4	*1	*2	*2	*2	*8	*1	*4
							

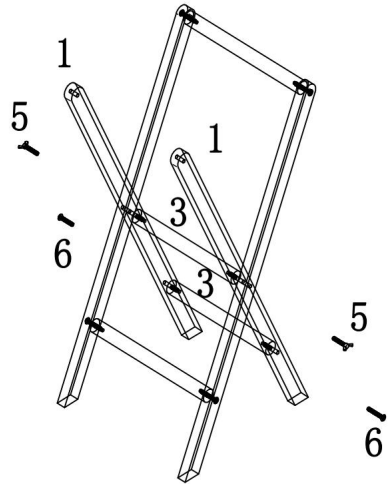


# ASSEMBLY STEPS

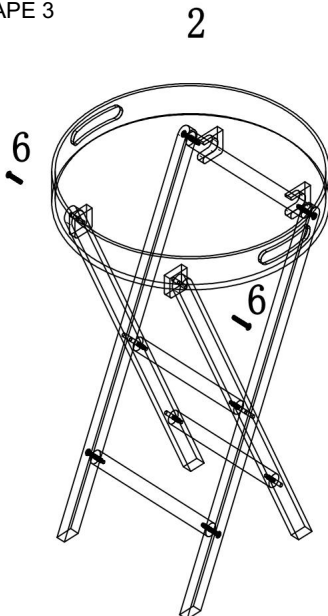
ÉTAPE 1



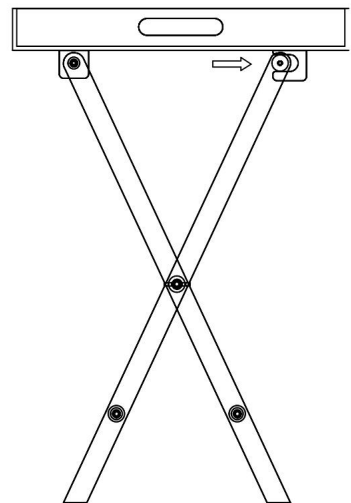
ÉTAPE 2



ÉTAPE 3



ÉTAPE 4





# COMPLETION





Manufacturer: Shanghaimuxinmuyeyouxiangongsi  
Address: Shuangchenglu 803nong11hao1602A-1609shi, baoshanqu, shanghai 200000 CN.  
Imported to AUS: SIHAO PTY LTD. 1 ROKEVA STREETEASTWOOD NSW 2122 Australia  
Imported to USA: Sanven Technology Ltd. Suite 250, 9166 Anaheim Place, Rancho Cucamonga, CA 91730



E-CrossStu GmbH  
Mainzer Landstr.69,  
60329 Francfort-sur-le-Main.



YH CONSULTING LIMITÉE.  
A/S YH Consulting Limited Bureau 147,  
Centurion House, London Road, Staines-  
upon-Thames, Surrey, TW18 4AX



# **VEVOR<sup>®</sup>**

**TOUGH TOOLS, HALF PRICE**

**Technical Support and E-Warranty Certificate**

**[www.vevor.com/support](http://www.vevor.com/support)**





Technical Support and E-Warranty Certificate <https://www.vevor.com/support>

# **ACRYLIC TABLE USER MANUAL**

We continue to be committed to provide you tools with competitive price.

"Save Half", "Half Price" or any other similar expressions used by us only represents an estimate of savings you might benefit from buying certain tools with us compared to the major top brands and does not necessarily mean to cover all categories of tools offered by us. You are kindly reminded to verify carefully when you are placing an order with us if you are actually saving half in comparison with the top major brands.



# VEVOR®

TOUGH TOOLS, HALF PRICE

## Acrylic Table

MODEL NO.: YKB001X



### NEED HELP? CONTACT US!

Have product questions? Need technical support? Please feel free to contact us: **Technical Support and E-Warranty Certificate**  
**[www.vevor.com/support](http://www.vevor.com/support)**

This is the original instruction, please read all manual instructions carefully before operating. VEVOR reserves a clear interpretation of our user manual. The appearance of the product shall be subject to the product you received. Please forgive us that we won't inform you again if there are any technology or software updates on our product.





## **WARNING:**

**Please read this manual carefully before using the product. Failure to do so may result in serious injury. SAVE THIS MANUAL**

# **ASSEMBLY PRECAUTIONS**

1. Assemble only according to these instructions. Improper assembly can create hazards.
2. Wear ANSI-approved safety goggles and heavy-duty work gloves during assembly.
3. Keep assembly area clean and well-lit.
4. Keep bystanders out of the area during assembly.
5. Do not assemble when tired or when under the influence of alcohol, drugs or medication.
6. The product capabilities apply to properly and completely assembled products only.
7. Assemble on a flat, level, hard and smooth surface capable of safely supporting the acrylic table.

# **USE PRECAUTIONS**

## **TO PREVENT SERIOUS INJURY AND DEATH FROM TIPPING:**

1. This product is not a toy. Do not allow children to play with or approach this item.
2. Use as intended only. Do not sit or stand on the table.
3. Inspect before every use. Do not use it if parts are loose or damaged.
4. Use only on flat, level, and hard surfaces.











# ASSEMBLY INSTRUCTIONS

For additional information regarding the parts listed in the following pages, refer to the Assembly Diagram of this manual. Unwrap and separate all parts on a clear work area.

## TECHNICAL SPECIFICATIONS

Model	YKB001X
Main Material	PMMA
Color	Transparent
Product Dimensions (LxWxH)	φ400*580 mm
Packing Size (LxWxH)	680*480*145 mm
Net Weight (kg)	2,45
Gross Weight (kg)	3,85

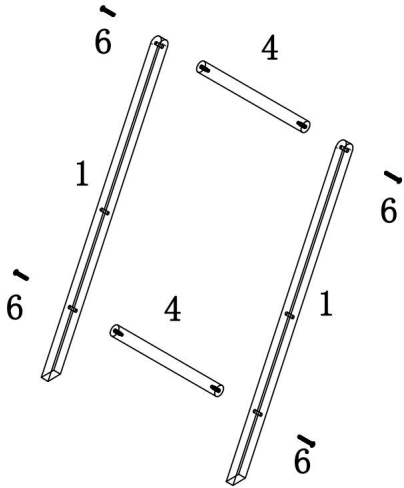
## PACKAGE CONTENTS

1	2	3	4	5	6	7	8
*4	*1	*2	*2	*2	*8	*1	*4
							

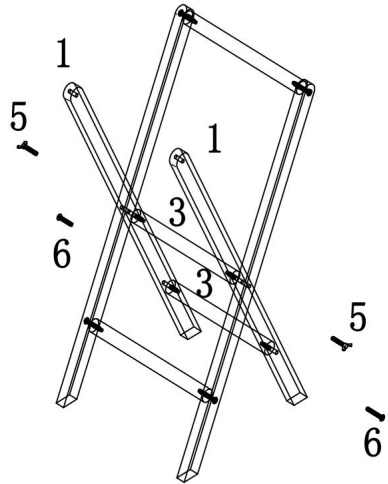


# ASSEMBLY STEPS

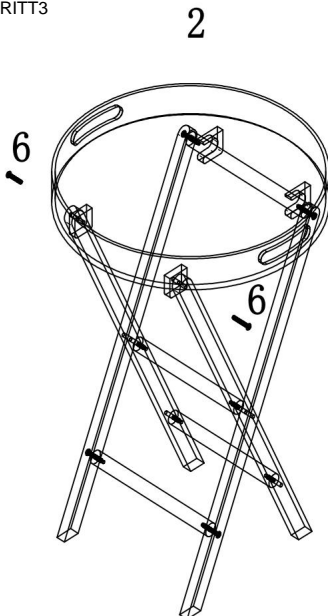
SCHRITT 1



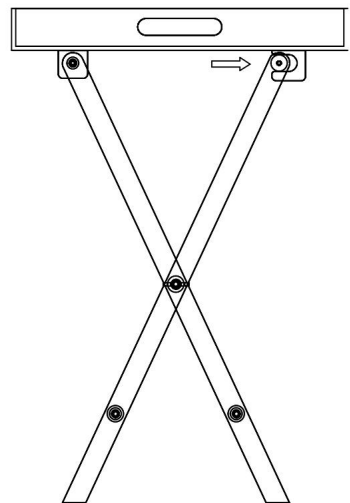
SCHRITT 2



SCHRITT 3



SCHRITT 4





# COMPLETION





Manufacturer: Shanghaimuxinmuyeyouxiangongsi

Address: Shuangchenglu 803nong11hao1602A-1609shi, baoshanqu, shanghai  
200000 CN.

Imported to AUS: SIHAO PTY LTD. 1 ROKEVA STREETEASTWOOD NSW 2122  
Australia

Imported to USA: Sanven Technology Ltd. Suite 250, 9166 Anaheim Place,  
Rancho Cucamonga, CA 91730



E-CrossStu GmbH  
Mainzer Landstr.69,  
60329 Frankfurt am Main.



YH CONSULTING LIMITED.  
C/O YH Consulting Limited Office 147,  
Centurion House, London Road,  
Staines-upon-Thames, Surrey, TW18 4AX



# **VEVOR<sup>®</sup>**

**TOUGH TOOLS, HALF PRICE**

**Technical Support and E-Warranty Certificate**

**[www.vevor.com/support](http://www.vevor.com/support)**





Technical Support and E-Warranty Certificate <https://www.vevor.com/support>

# **ACRYLIC TABLE USER MANUAL**

We continue to be committed to provide you tools with competitive price.

"Save Half", "Half Price" or any other similar expressions used by us only represents an estimate of savings you might benefit from buying certain tools with us compared to the major top brands and does not necessarily mean to cover all categories of tools offered by us. You are kindly reminded to verify carefully when you are placing an order with us if you are actually saving half in comparison with the top major brands.



**VEVOR®**  
TOUGH TOOLS, HALF PRICE

## Acrylic Table

MODEL NO.: Codice articolo: YKB001X



### NEED HELP? CONTACT US!

Have product questions? Need technical support? Please feel free to contact us: **Technical Support and E-Warranty Certificate**  
**[www.vevor.com/support](http://www.vevor.com/support)**

This is the original instruction, please read all manual instructions carefully before operating. VEVOR reserves a clear interpretation of our user manual. The appearance of the product shall be subject to the product you received. Please forgive us that we won't inform you again if there are any technology or software updates on our product.





**WARNING:**

**Please read this manual carefully before using the product. Failure to do so may result in serious injury. SAVE THIS MANUAL**

## **ASSEMBLY PRECAUTIONS**

1. Assemble only according to these instructions. Improper assembly can create hazards.
2. Wear ANSI-approved safety goggles and heavy-duty work gloves during assembly.
3. Keep assembly area clean and well-lit.
4. Keep bystanders out of the area during assembly.
5. Do not assemble when tired or when under the influence of alcohol, drugs or medication.
6. The product capabilities apply to properly and completely assembled products only.
7. Assemble on a flat, level, hard and smooth surface capable of safely supporting the acrylic table.

## **USE PRECAUTIONS**

**TO PREVENT SERIOUS INJURY AND DEATH FROM TIPPING:**

1. This product is not a toy. Do not allow children to play with or approach this item.
2. Use as intended only. Do not sit or stand on the table.
3. Inspect before every use. Do not use it if parts are loose or damaged.
4. Use only on flat, level, and hard surfaces.











# ASSEMBLY INSTRUCTIONS

For additional information regarding the parts listed in the following pages, refer to the Assembly Diagram of this manual. Unwrap and separate all parts on a clear work area.

## TECHNICAL SPECIFICATIONS

Model	Codice articolo: YKB001X
Main Material	PMMA
Color	Transparent
Product Dimensions (LxWxH)	φ400*580 mm
Packing Size (LxWxH)	Dimensioni: 680*480*145 mm
Net Weight (kg)	2.45
Gross Weight (kg)	3,85

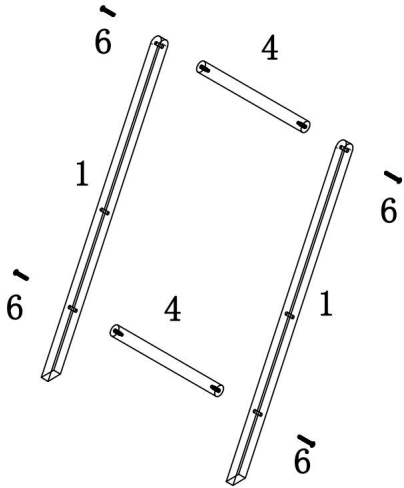
## PACKAGE CONTENTS

1	2	3	4	5	6	7	8
*4	*1	*2	*2	*2	*8	*1	*4
							

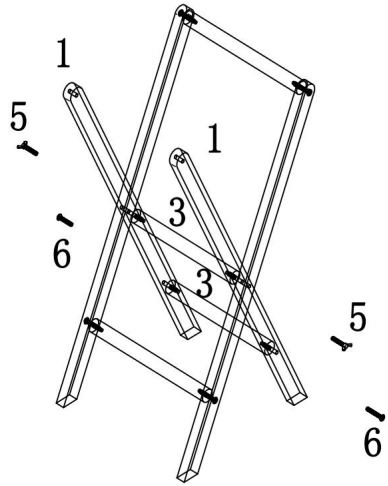


# ASSEMBLY STEPS

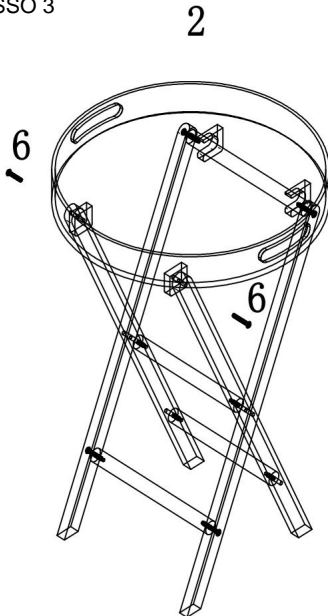
PASSO 1



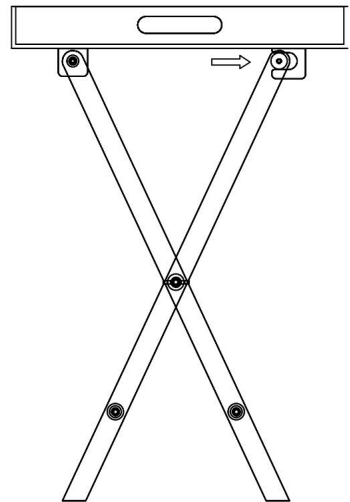
PASSO 2



PASSO 3



PASSO 4





# COMPLETION





Manufacturer: Shanghaimuxinmuyeyouxiangongsi  
Address: Shuangchenglu 803nong11hao1602A-1609shi, baoshanqu, shanghai  
200000 CN.  
Imported to AUS: SIHAO PTY LTD. 1 ROKEVA STREETEASTWOOD NSW 2122  
Australia  
Imported to USA: Sanven Technology Ltd. Suite 250, 9166 Anaheim Place,  
Rancho Cucamonga, CA 91730



E-CrossStu GmbH  
Mainzer Landstr.69,  
60329 Francoforte sul Meno.



CONSULENZA YH LIMITATA.  
C/O YH Consulting Limited Ufficio 147,  
Centurion House, London Road,  
Staines-upon-Thames, Surrey, TW18 4AX



# **VEVOR<sup>®</sup>**

**TOUGH TOOLS, HALF PRICE**

**Technical Support and E-Warranty Certificate**

**[www.vevor.com/support](http://www.vevor.com/support)**





Technical Support and E-Warranty Certificate <https://www.vevor.com/support>

# **ACRYLIC TABLE USER MANUAL**

We continue to be committed to provide you tools with competitive price.

"Save Half", "Half Price" or any other similar expressions used by us only represents an estimate of savings you might benefit from buying certain tools with us compared to the major top brands and does not necessarily mean to cover all categories of tools offered by us. You are kindly reminded to verify carefully when you are placing an order with us if you are actually saving half in comparison with the top major brands.



# VEVOR<sup>®</sup>

TOUGH TOOLS, HALF PRICE

## Acrylic Table

MODEL NO.: YKB001X



### NEED HELP? CONTACT US!

Have product questions? Need technical support? Please feel free to contact us: **Technical Support and E-Warranty Certificate**  
**[www.vevor.com/support](http://www.vevor.com/support)**

This is the original instruction, please read all manual instructions carefully before operating. VEVOR reserves a clear interpretation of our user manual. The appearance of the product shall be subject to the product you received. Please forgive us that we won't inform you again if there are any technology or software updates on our product.





## **WARNING:**

**Please read this manual carefully before using the product. Failure to do so may result in serious injury. SAVE THIS MANUAL**

# **ASSEMBLY PRECAUTIONS**

1. Assemble only according to these instructions. Improper assembly can create hazards.
2. Wear ANSI-approved safety goggles and heavy-duty work gloves during assembly.
3. Keep assembly area clean and well-lit.
4. Keep bystanders out of the area during assembly.
5. Do not assemble when tired or when under the influence of alcohol, drugs or medication.
6. The product capabilities apply to properly and completely assembled products only.
7. Assemble on a flat, level, hard and smooth surface capable of safely supporting the acrylic table.

# **USE PRECAUTIONS**

## **TO PREVENT SERIOUS INJURY AND DEATH FROM TIPPING:**

1. This product is not a toy. Do not allow children to play with or approach this item.
2. Use as intended only. Do not sit or stand on the table.
3. Inspect before every use. Do not use it if parts are loose or damaged.
4. Use only on flat, level, and hard surfaces.











# ASSEMBLY INSTRUCTIONS

For additional information regarding the parts listed in the following pages, refer to the Assembly Diagram of this manual. Unwrap and separate all parts on a clear work area.

## TECHNICAL SPECIFICATIONS

Model	YKB001X
Main Material	PMMA
Color	Transparent
Product Dimensions (LxWxH)	φ400*580 mm
Packing Size (LxWxH)	680*480*145 mm
Net Weight (kg)	2.45
Gross Weight (kg)	3,85

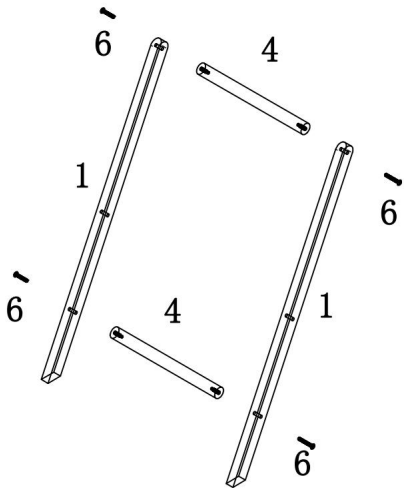
## PACKAGE CONTENTS

1	2	3	4	5	6	7	8
*4	*1	*2	*2	*2	*8	*1	*4
							

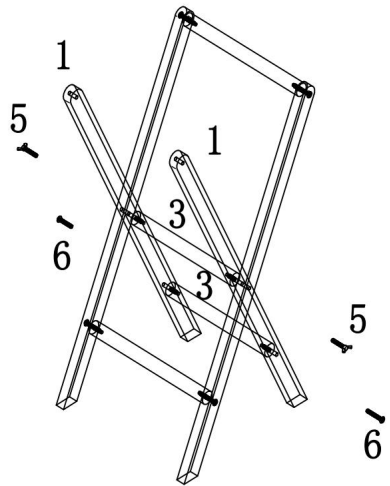


# ASSEMBLY STEPS

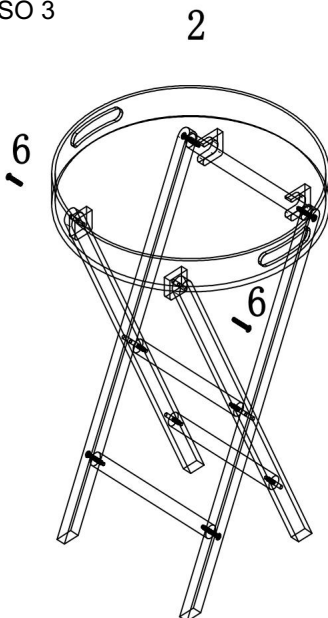
PASO 1



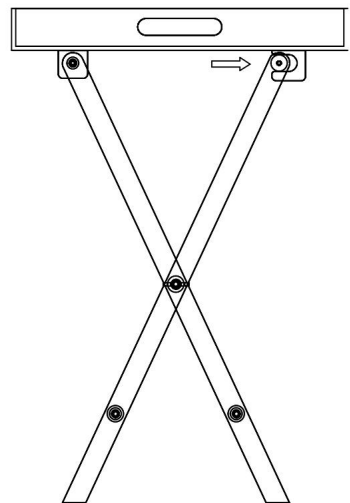
PASO 2



PASO 3



PASO 4





# COMPLETION





Manufacturer: Shanghaimuxinmuyeyouxiangongsi  
Address: Shuangchenglu 803nong11hao1602A-1609shi, baoshanqu, shanghai 200000 CN.  
Imported to AUS: SIHAO PTY LTD. 1 ROKEVA STREETEASTWOOD NSW 2122 Australia  
Imported to USA: Sanven Technology Ltd. Suite 250, 9166 Anaheim Place, Rancho Cucamonga, CA 91730



E-CrossStu GmbH  
Mainzer Landstr.69,  
60329 Fráncfort del Meno.



YH CONSULTING LIMITADA.  
C/O YH Consulting Limited Oficina 147,  
Centurion House, London Road,  
Staines-upon-Thames, Surrey, TW18 4AX



# **VEVOR<sup>®</sup>**

**TOUGH TOOLS, HALF PRICE**

**Technical Support and E-Warranty Certificate**

**[www.vevor.com/support](http://www.vevor.com/support)**





Technical Support and E-Warranty Certificate <https://www.vevor.com/support>

# **ACRYLIC TABLE USER MANUAL**

We continue to be committed to provide you tools with competitive price.

"Save Half", "Half Price" or any other similar expressions used by us only represents an estimate of savings you might benefit from buying certain tools with us compared to the major top brands and does not necessarily mean to cover all categories of tools offered by us. You are kindly reminded to verify carefully when you are placing an order with us if you are actually saving half in comparison with the top major brands.



# VEVOR<sup>®</sup>

TOUGH TOOLS, HALF PRICE

## Acrylic Table

MODEL NO.: YKB001X



### NEED HELP? CONTACT US!

Have product questions? Need technical support? Please feel free to contact us: **Technical Support and E-Warranty Certificate**  
**[www.vevor.com/support](http://www.vevor.com/support)**

This is the original instruction, please read all manual instructions carefully before operating. VEVOR reserves a clear interpretation of our user manual. The appearance of the product shall be subject to the product you received. Please forgive us that we won't inform you again if there are any technology or software updates on our product.





## **WARNING:**

**Please read this manual carefully before using the product. Failure to do so may result in serious injury. SAVE THIS MANUAL**

# **ASSEMBLY PRECAUTIONS**

1. Assemble only according to these instructions. Improper assembly can create hazards.
2. Wear ANSI-approved safety goggles and heavy-duty work gloves during assembly.
3. Keep assembly area clean and well-lit.
4. Keep bystanders out of the area during assembly.
5. Do not assemble when tired or when under the influence of alcohol, drugs or medication.
6. The product capabilities apply to properly and completely assembled products only.
7. Assemble on a flat, level, hard and smooth surface capable of safely supporting the acrylic table.

# **USE PRECAUTIONS**

## **TO PREVENT SERIOUS INJURY AND DEATH FROM TIPPING:**

1. This product is not a toy. Do not allow children to play with or approach this item.
2. Use as intended only. Do not sit or stand on the table.
3. Inspect before every use. Do not use it if parts are loose or damaged.
4. Use only on flat, level, and hard surfaces.











# ASSEMBLY INSTRUCTIONS

For additional information regarding the parts listed in the following pages, refer to the Assembly Diagram of this manual. Unwrap and separate all parts on a clear work area.

## TECHNICAL SPECIFICATIONS

Model	YKB001X
Main Material	PMMA
Color	Transparent
Product Dimensions (LxWxH)	φ400*580 mm
Packing Size (LxWxH)	680*480*145 mm
Net Weight (kg)	2,45
Gross Weight (kg)	3,85

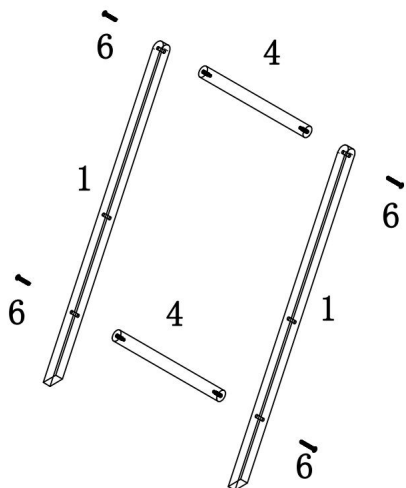
## PACKAGE CONTENTS

1	2	3	4	5	6	7	8
*4	*1	*2	*2	*2	*8	*1	*4
							

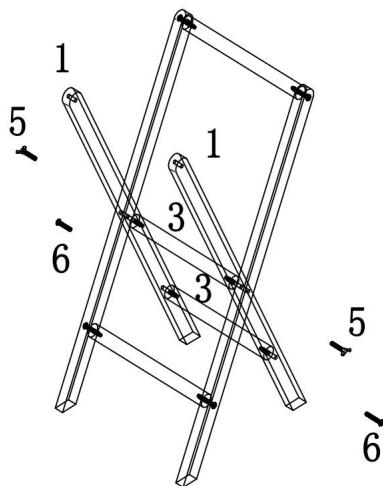


# ASSEMBLY STEPS

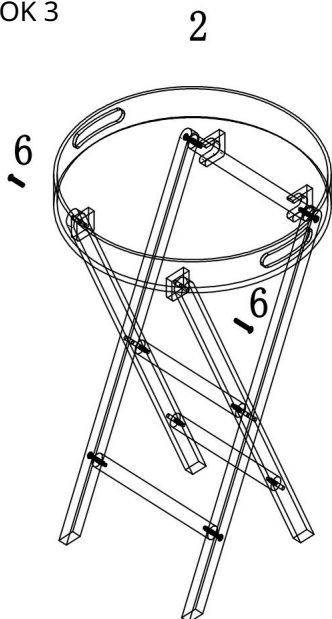
KROK 1



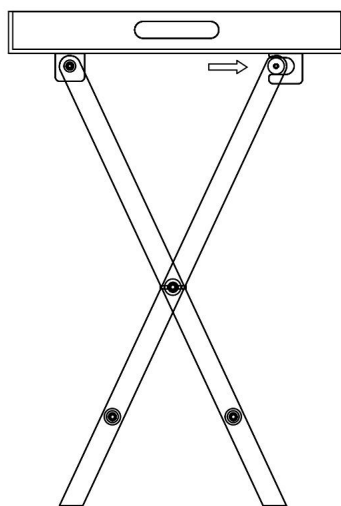
KROK 2



KROK 3



KROK 4





# COMPLETION





Manufacturer: Shanghaimuxinmuyeyouxiangongsi  
Address: Shuangchenglu 803nong11hao1602A-1609shi, baoshanqu, shanghai 200000 CN.  
Imported to AUS: SIHAO PTY LTD. 1 ROKEVA STREETEASTWOOD NSW 2122 Australia  
Imported to USA: Sanven Technology Ltd. Suite 250, 9166 Anaheim Place, Rancho Cucamonga, CA 91730



E-CrossStu GmbH  
Mainzer Landstr.69,  
60329 Frankfurt nad Menem.



YH CONSULTING LIMITED.  
C/O YH Consulting Limited Biuro 147,  
Centurion House, London Road,  
Staines-upon-Thames, Surrey, TW18 4AX



# **VEVOR<sup>®</sup>**

**TOUGH TOOLS, HALF PRICE**

**Technical Support and E-Warranty Certificate**

**[www.vevor.com/support](http://www.vevor.com/support)**





Technical Support and E-Warranty Certificate <https://www.vevor.com/support>

# **ACRYLIC TABLE USER MANUAL**

We continue to be committed to provide you tools with competitive price.

"Save Half", "Half Price" or any other similar expressions used by us only represents an estimate of savings you might benefit from buying certain tools with us compared to the major top brands and does not necessarily mean to cover all categories of tools offered by us. You are kindly reminded to verify carefully when you are placing an order with us if you are actually saving half in comparison with the top major brands.



# VEVOR<sup>®</sup>

TOUGH TOOLS, HALF PRICE

## Acrylic Table

MODEL NO.: YKB001X



### NEED HELP? CONTACT US!

Have product questions? Need technical support? Please feel free to contact us: **Technical Support and E-Warranty Certificate**  
**[www.vevor.com/support](http://www.vevor.com/support)**

This is the original instruction, please read all manual instructions carefully before operating. VEVOR reserves a clear interpretation of our user manual. The appearance of the product shall be subject to the product you received. Please forgive us that we won't inform you again if there are any technology or software updates on our product.





## **WARNING:**

**Please read this manual carefully before using the product. Failure to do so may result in serious injury. SAVE THIS MANUAL**

# **ASSEMBLY PRECAUTIONS**

1. Assemble only according to these instructions. Improper assembly can create hazards.
2. Wear ANSI-approved safety goggles and heavy-duty work gloves during assembly.
3. Keep assembly area clean and well-lit.
4. Keep bystanders out of the area during assembly.
5. Do not assemble when tired or when under the influence of alcohol, drugs or medication.
6. The product capabilities apply to properly and completely assembled products only.
7. Assemble on a flat, level, hard and smooth surface capable of safely supporting the acrylic table.

# **USE PRECAUTIONS**

## **TO PREVENT SERIOUS INJURY AND DEATH FROM TIPPING:**

1. This product is not a toy. Do not allow children to play with or approach this item.
2. Use as intended only. Do not sit or stand on the table.
3. Inspect before every use. Do not use it if parts are loose or damaged.
4. Use only on flat, level, and hard surfaces.











# ASSEMBLY INSTRUCTIONS

For additional information regarding the parts listed in the following pages, refer to the Assembly Diagram of this manual. Unwrap and separate all parts on a clear work area.

## TECHNICAL SPECIFICATIONS

Model	YKB001X
Main Material	PMMA
Color	Transparent
Product Dimensions (LxWxH)	φ400*580 mm
Packing Size (LxWxH)	680*480*145 mm
Net Weight (kg)	2.45
Gross Weight (kg)	3,85

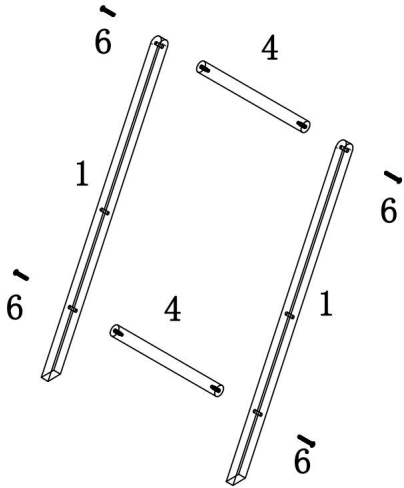
## PACKAGE CONTENTS

1	2	3	4	5	6	7	8
*4	*1	*2	*2	*2	*8	*1	*4
							

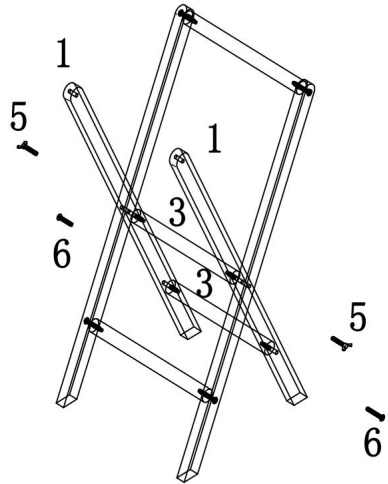


# ASSEMBLY STEPS

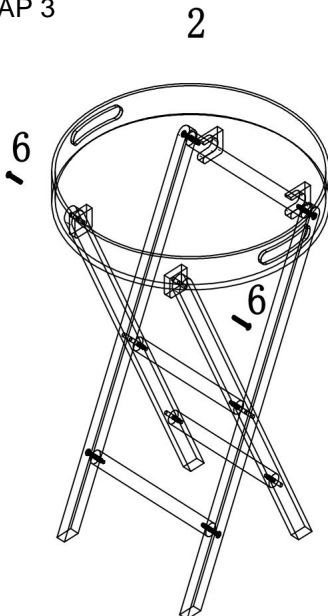
STAP 1



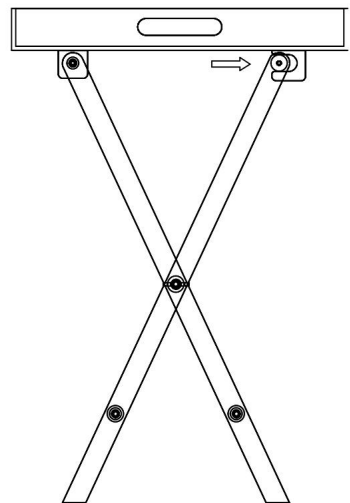
STAP 2



STAP 3



STAP 4





# COMPLETION





Manufacturer: Shanghaimuxinmuyeyouxiangongsi

Address: Shuangchenglu 803nong11hao1602A-1609shi, baoshanqu, shanghai  
200000 CN.

Imported to AUS: SIHAO PTY LTD. 1 ROKEVA STREETEASTWOOD NSW 2122  
Australia

Imported to USA: Sanven Technology Ltd. Suite 250, 9166 Anaheim Place,  
Rancho Cucamonga, CA 91730



E-CrossStu GmbH  
Mainzer Landstr.69,  
60329 Frankfurt am Main.



YH CONSULTING LIMITED.  
C/O YH Consulting Limited Kantoor 147,  
Centurion House, London Road,  
Staines-upon-Thames, Surrey, TW18 4AX



# **VEVOR<sup>®</sup>**

**TOUGH TOOLS, HALF PRICE**

**Technical Support and E-Warranty Certificate**

**[www.vevor.com/support](http://www.vevor.com/support)**





Technical Support and E-Warranty Certificate <https://www.vevor.com/support>

# **ACRYLIC TABLE USER MANUAL**

We continue to be committed to provide you tools with competitive price.

"Save Half", "Half Price" or any other similar expressions used by us only represents an estimate of savings you might benefit from buying certain tools with us compared to the major top brands and does not necessarily mean to cover all categories of tools offered by us. You are kindly reminded to verify carefully when you are placing an order with us if you are actually saving half in comparison with the top major brands.



# VEVOR®

TOUGH TOOLS, HALF PRICE

## Acrylic Table

MODEL NO.: YKB001X



### NEED HELP? CONTACT US!

Have product questions? Need technical support? Please feel free to contact us: **Technical Support and E-Warranty Certificate**  
**[www.vevor.com/support](http://www.vevor.com/support)**

This is the original instruction, please read all manual instructions carefully before operating. VEVOR reserves a clear interpretation of our user manual. The appearance of the product shall be subject to the product you received. Please forgive us that we won't inform you again if there are any technology or software updates on our product.





## **WARNING:**

**Please read this manual carefully before using the product. Failure to do so may result in serious injury. SAVE THIS MANUAL**

# **ASSEMBLY PRECAUTIONS**

1. Assemble only according to these instructions. Improper assembly can create hazards.
2. Wear ANSI-approved safety goggles and heavy-duty work gloves during assembly.
3. Keep assembly area clean and well-lit.
4. Keep bystanders out of the area during assembly.
5. Do not assemble when tired or when under the influence of alcohol, drugs or medication.
6. The product capabilities apply to properly and completely assembled products only.
7. Assemble on a flat, level, hard and smooth surface capable of safely supporting the acrylic table.

# **USE PRECAUTIONS**

## **TO PREVENT SERIOUS INJURY AND DEATH FROM TIPPING:**

1. This product is not a toy. Do not allow children to play with or approach this item.
2. Use as intended only. Do not sit or stand on the table.
3. Inspect before every use. Do not use it if parts are loose or damaged.
4. Use only on flat, level, and hard surfaces.











# ASSEMBLY INSTRUCTIONS

For additional information regarding the parts listed in the following pages, refer to the Assembly Diagram of this manual. Unwrap and separate all parts on a clear work area.

## TECHNICAL SPECIFICATIONS

Model	YKB001X
Main Material	PMMA
Color	Transparent
Product Dimensions (LxWxH)	φ400*580 mm
Packing Size (LxWxH)	680*480*145 mm
Net Weight (kg)	2,45
Gross Weight (kg)	3,85

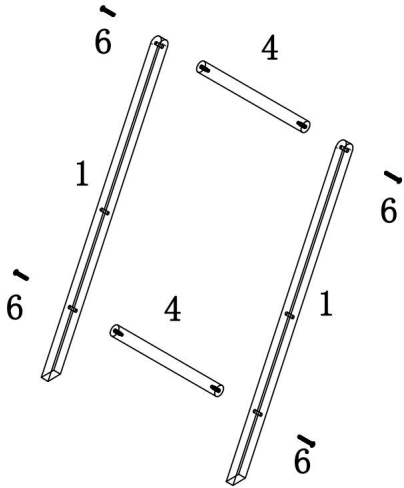
## PACKAGE CONTENTS

1	2	3	4	5	6	7	8
*4	*1	*2	*2	*2	*8	*1	*4
							

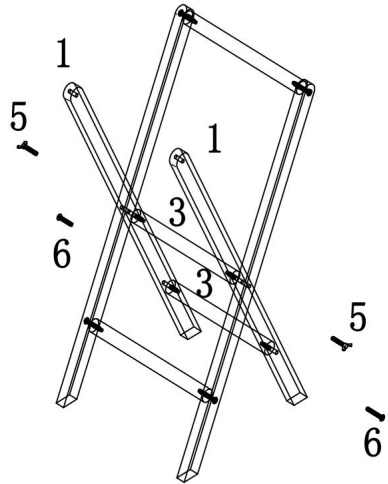


# ASSEMBLY STEPS

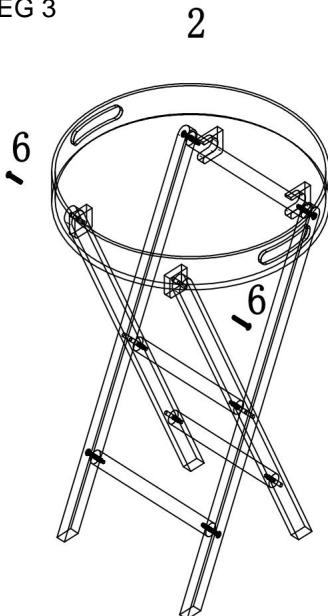
STEP 1



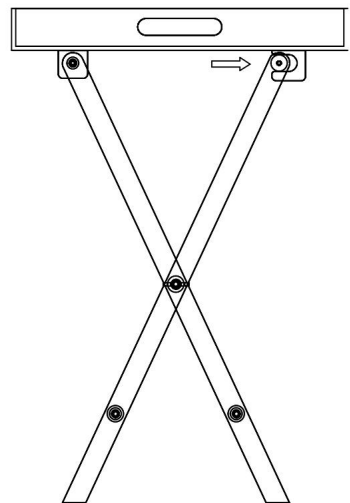
STEP 2



STEP 3



STEP 4





# COMPLETION





Manufacturer: Shanghaimuxinmuyeyouxiangongsi

Address: Shuangchenglu 803nong11hao1602A-1609shi, baoshanqu, shanghai  
200000 CN.

Imported to AUS: SIHAO PTY LTD. 1 ROKEVA STREETEASTWOOD NSW 2122  
Australia

Imported to USA: Sanven Technology Ltd. Suite 250, 9166 Anaheim Place,  
Rancho Cucamonga, CA 91730



E-CrossStu GmbH  
Mainzer Landstr.69,  
60329 Frankfurt am Main.



YH CONSULTING LIMITED.  
C/O YH Consulting Limited Office 147,  
Centurion House, London Road,  
Staines-upon-Thames, Surrey, TW18 4AX



# **VEVOR<sup>®</sup>**

**TOUGH TOOLS, HALF PRICE**

**Technical Support and E-Warranty Certificate**

**[www.vevor.com/support](http://www.vevor.com/support)**