

VEVOR[®]

TOUGH TOOLS, HALF PRICE

Technical Support and E-Warranty Certificate www.vevor.com/support

BALL MOUNT HITCHES

MODEL: TK-HBM-2"(7500LBS)

TK-TC-2"(7500LBS)

TK-HBM-2"H

We continue to be committed to provide you tools with competitive price. "Save Half", "Half Price" or any other similar expressions used by us only represents an estimate of savings you might benefit from buying certain tools with us compared to the major top brands and does not necessarily mean to cover all categories of tools offered by us. You are kindly reminded to verify carefully when you are placing an order with us if you are actually Saving Half in comparison with the top major brands.

VEVOR[®]

TOUGH TOOLS, HALF PRICE

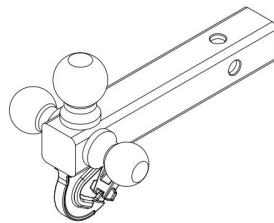
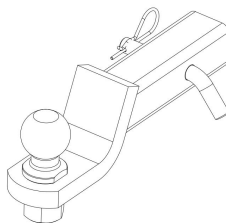
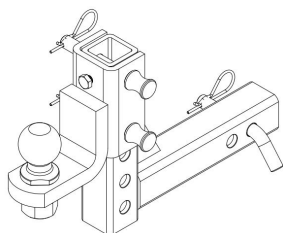
BALL MOUNT HITCHES

MODEL:

TK-HBM-2"(7500LBS)

TK-TC-2"(7500LBS)

TK-HBM-2"H



NOTE: Photo for Reference. Please refer to your purchase.

NEED HELP? CONTACT US!

Have product questions? Need technical support? Please feel free to contact us:

Technical Support and E-Warranty Certificate
www.vevor.com/support

This is the original instruction, please read all manual instructions carefully before operating. VEVOR reserves a clear interpretation of our user manual. The appearance of the product shall be subject to the product you received. Please forgive us that we won't inform you again if there are any technology or software updates on our product.

SAFETY INSTRUCTIONS

WARNING:

1. Never exceed the vehicle manufacturer's recommended towing capacity. The ratings of the mounting system are intended to represent the product's capability and in no way reflect the ratings or capacity of the towing system it is being used with. The consumer or operator is strongly advised to learn the ratings of the various components of the towing system and never exceed the limits of the lowest-rated component being used.
2. Use of any pin other than that of the mount system manufacturer could be a serious safety hazard and will void the warranty. Never hook up trailer safety chains to the mounting system.
3. Installing a safety chain between the vehicle and accessories is highly recommended.
4. Be aware of the danger of "dynamic loading." This situation arises when a load is dropped onto the product, resulting in an excessive short-term load. Dynamic loading can damage and fail the product and/or the attached accessory and cause personal injury to people nearby.
5. Ensure the safety chains operate freely around the mounting system and do not become entangled.
6. This product is not a toy and cannot be used as a toy for children.
7. Remember that the previously discussed warnings cannot cover all possible events and circumstances. The person setting up and using this product must always use common sense.

CAUTION:

1. Defective accessories should be replaced immediately. Defective accessories can lead to personal injury and material damage.
2. During their period of use, accessories must be checked for wear, cracks, and other damage.

SAVE THESE INSTRUCTIONS







MODEL AND PARAMETERS

NOTE: Please match your purchase.

TK-HBM-2"(7500LBS)

Model	TK-HBM-2"(7500LBS)
Trailer Ball(D)	2"
Max. Gross Trailer WT	7500lbs
Color	Black
Material	Steel

PARTS LIST

 <p>Ball Set x1</p>	 <p>Channel mount x1</p>	 <p>Reflective sticker x1</p>
 <p>Security lock x1set</p>	 <p>Plug x2set</p>	 <p>User manual x1</p>

TK-TC-2"(7500LBS)



Model	TK-TC-2"(7500LBS)
Trailer Ball(D)	2"
Max. Gross Trailer WT	7500lbs
Color	Black
Material	Steel

PARTS LIST

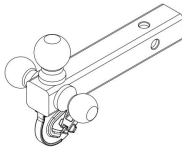



 <p>Ball mount Hitch x1</p>	 <p>Channel mount x1set</p>	 <p>Reflective sticker x1</p>
<div style="display: flex; align-items: center;">  <p>User manual x1</p> </div>		

TK-HBM-2"H



Model	TK-HBM-2"H
Trailer Ball	1-7/8"+2"+2-5/16"
Max. Gross Trailer	5000(1-7/8")/7500(2")/10000lbs(2-5/16")
Color	Black
Material	Steel

PARTS LIST

 <p>Ball mount Hitch x1</p>	 <p>Channel mount x1set</p>	 <p>Reflective sticker x1</p>
<div style="display: flex; align-items: center; justify-content: center;">  <p>User manual x1</p> </div>		

APPLICATION SCENARIOS



NOTE: Photo for Reference. Please refer to your purchase.

MAINTENANCE

1. Check bolts and safety pins regularly. Inspect all equipment for loose or worn parts before each use and replace or tighten as needed.
2. Do not overload.
3. Please clean up the product at a time when sand or gravel sticks on it.

Manufacturer: Shanghaimuxinmuyeyouxiangongsi

Address: Shuangchenglu 803nong11hao1602A-1609shi, baoshanqu, shanghai 200000 CN.

Imported to AUS: SIHAO PTY LTD. 1 ROKEVA STREETEASTWOOD NSW 2122 Australia

Imported to USA: Sanven Technology Ltd. Suite 250, 9166 Anaheim Place, Rancho Cucamonga, CA 91730

EC	REP
-----------	------------

E-CrossStu GmbH
Mainzer Landstr.69, 60329 Frankfurt am Main.

UK	REP
-----------	------------

YH CONSULTING LIMITED.
C/O YH Consulting Limited Office 147, Centurion House,
London Road, Staines-upon-Thames, Surrey, TW18 4AX

VEVOR®

TOUGH TOOLS, HALF PRICE

Technical Support and E-Warranty Certificate

www.vevor.com/support