

# **VEVOR<sup>®</sup>**

**TOUGH TOOLS, HALF PRICE**

Technical Support and E-Warranty Certificate [www.vevor.com/support](http://www.vevor.com/support)

## **LAB CARTS USER MANUAL**

**MODEL NO.: 140302**

We continue to be committed to provide you tools with competitive price.

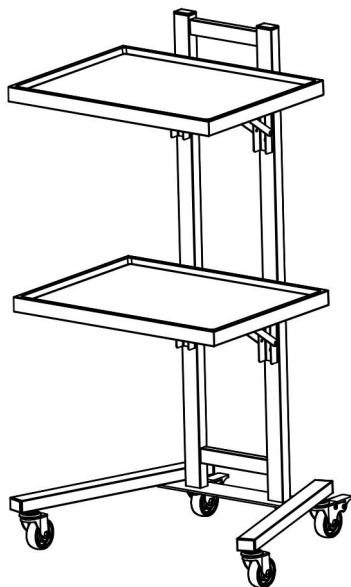
"Save Half", "Half Price" or any other similar expressions used by us only represents an estimate of savings you might benefit from buying certain tools with us compared to the major top brands and does not necessarily mean to cover all categories of tools offered by us. You are kindly reminded to verify carefully when you are placing an order with us if you are actually saving half in comparison with the top major brands.

# VEVOR<sup>®</sup>

TOUGH TOOLS, HALF PRICE

Lab Carts

MODEL NO.: 140302



## NEED HELP? CONTACT US!

Have product questions? Need technical support? Please feel free to contact us:

**Technical Support and E-Warranty Certificate**  
**[www.vevor.com/support](http://www.vevor.com/support)**

This is the original instruction, please read all manual instructions carefully before operating. VEVOR reserves a clear interpretation of our user manual. The appearance of the product shall be subject to the product you received. Please forgive us that we won't inform you again if there are any technology or software updates on our product.



## **WARNING:**

**Please read this manual carefully before using the product. Failure to do so may result in serious injury.**

# **ASSEMBLY PRECAUTIONS**

1. Assemble only according to these instructions. Improper assembly can create hazards.
2. Wear ANSI-approved safety goggles and heavy-duty work gloves during assembly.
3. Keep the assembly area clean and well-lit.
4. Keep bystanders out of the area during assembly.
5. Do not assemble when tired or when under the influence of alcohol, drugs or medication.
6. The product capabilities apply to properly and completely assembled products only.
7. Assemble on a flat, level, hard and smooth surface capable of safely supporting the Lab Carts.
8. For additional information regarding the parts listed in the following pages, please refer to the Assembly Diagram of this manual. Unwrap and separate all parts in a clean work area.

**SAVE THESE INSTRUCTIONS**

# USE PRECAUTIONS

## TO PREVENT SERIOUS INJURY AND DEATH FROM TIPPING:

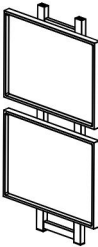
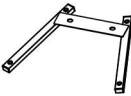





1. This product is not a toy Do not allow children to play with or near this item.
2. Do not exceed weight capacities, before moving.
3. Use only on a flat, level, hard and smooth surface capable of safely supporting a fully loaded Lab Carts.
4. Use as intended only.  
Inspect before every use; do not use if parts are loose or damaged.

## TECHNICAL SPECIFICATIONS

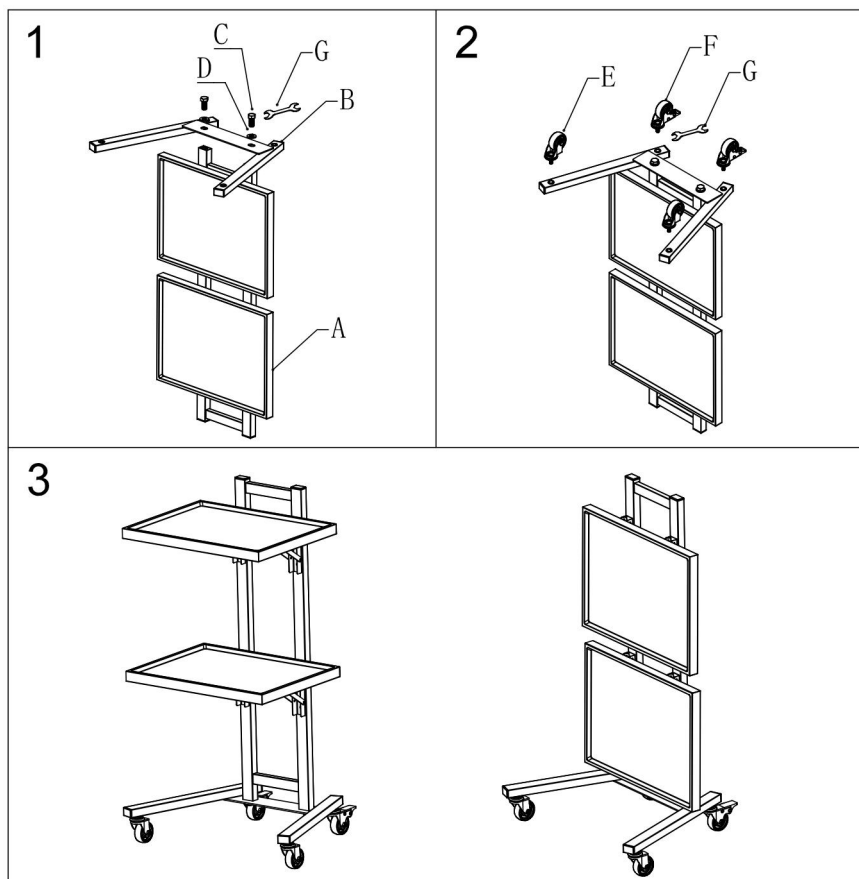
Model	140302
Product Dimensions (LxWxH)(mm)	395*480*850
Packing Size(LxWxH)(mm)	845*560*95
Net Weight(kg)	About 5.8
Gross Weight(kg)	About 7

\*Products such as specifications, appearance, and design are subject to modification without prior notice.

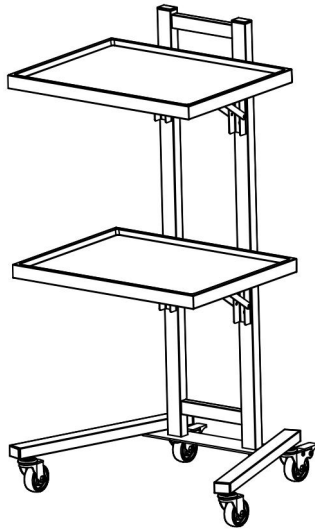
## PACKAGE CONTENTS

 <p>Ax1</p>	 <p>Bx1</p>	 <p>Cx2</p>	 <p>Dx2</p>
	 <p>Ex2</p>	 <p>Fx2</p>	 <p>Gx1</p>

## ASSEMBLY STEPS



## COMPLETION



**Manufacturer:** Shanghaimuxinmuyeyouxiangongsi

**Address:** Shuangchenglu 803nong11hao1602A-1609shi, baoshanqu, shanghai 200000 CN.

**Imported to AUS:** SIHAO PTY LTD. 1 ROKEVA STREETEASTWOOD NSW 2122 Australia

**Imported to USA:** Sanven Technology Ltd. Suite 250, 9166 Anaheim Place, Rancho Cucamonga, CA 91730

<b>EC</b>	<b>REP</b>
-----------	------------

E-CrossStu GmbH

Mainzer Landstr.69, 60329 Frankfurt am Main.

<b>UK</b>	<b>REP</b>
-----------	------------

YH CONSULTING LIMITED.

C/O YH Consulting Limited Office 147, Centurion House, London Road, Staines-upon-Thames, Surrey, TW18 4AX



# **VEVOR<sup>®</sup>**

**TOUGH TOOLS, HALF PRICE**

**Technical Support and E-Warranty Certificate**

**[www.vevor.com/support](http://www.vevor.com/support)**