

# **VEVOR**

**Affordable. Reliable. Home Improvement.**

## **CHAISE LOUNGES**

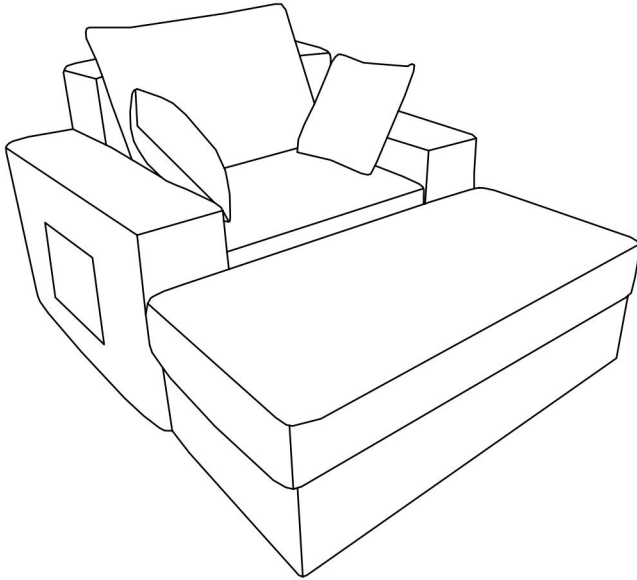
**MODEL: 1036**

# VEVOR

Affordable. Reliable. Home Improvement.

## CHAISE LOUNGES

**MODEL: 1036**



This is the original instruction, please read all manual instructions carefully before operating. VEVOR reserves a clear interpretation of our user manual. The appearance of the product shall be subject to the product you received. Please forgive us that we won't inform you again if there are any technology or software updates on our product.

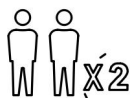


## **WARNING:**

**Please read this manual carefully before using the product. Failure to do so may result in serious injury.**



Please read and observe carefully all the assembly instructions before beginning assembly.



Unit should be assembled by two or more people.

SAVE THESE INSTRUCTIONS

## **USE PRECAUTIONS**

### **TO PREVENT SERIOUS INJURY AND DEATH FROM TIPPING:**

1. This product is not a toy. Do not allow children to play with or near this item.
2. Do not exceed weight capacities, before moving.
3. Use only on a flat, hard and smooth surface capable of safely supporting a fully loaded Chaise Lounges.
4. Use as intended only.

Inspect before every use; do not use if parts are loose or damaged.

5. It is normal for a sofa from compressed packaging to have a smell after opened. We recommend airing it out for 24-48 hours before use.

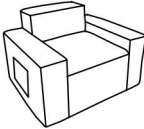


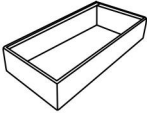

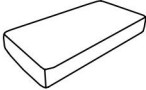

NOTE: Shake and pat the compressed part, and after standing for 48-72 hours before use, it can fully expand.

## **TECHNICAL SPECIFICATIONS**

Model	1036	
Color	Grey	Beige
Product Dimensions (LxWxH)	1115*1490*740mm	
Net Weight	About 38kg	

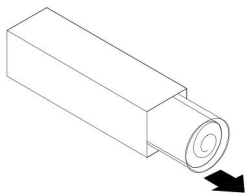
\*Products such as specifications, appearance, and design are subject to modification without prior notice.

## PACKAGE CONTENTS

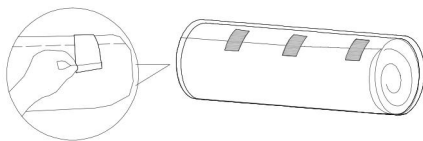
A	X1	B	X1	C	X2	D	X1
							
E	X1	F	X1	G	X4		
							

## ASSEMBLY STEPS

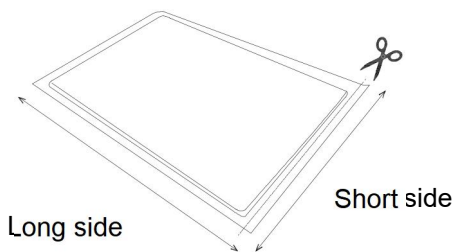
STEP1



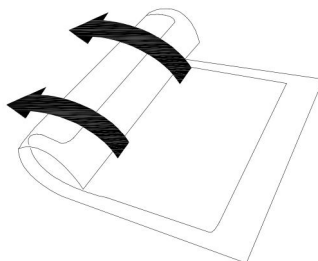
STEP2



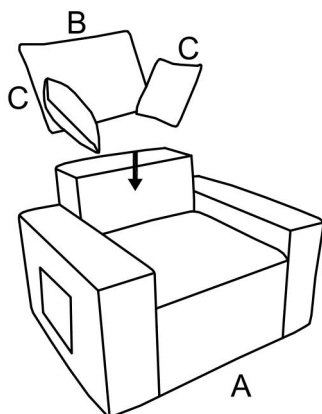
STEP3



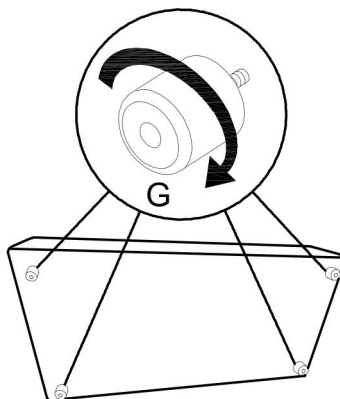
STEP4



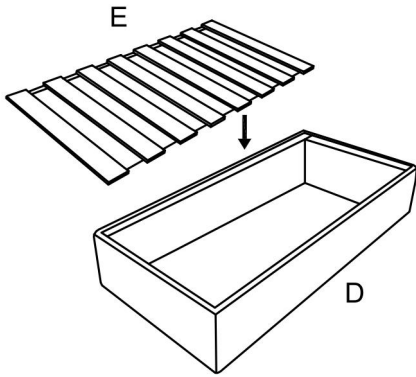
STEP5



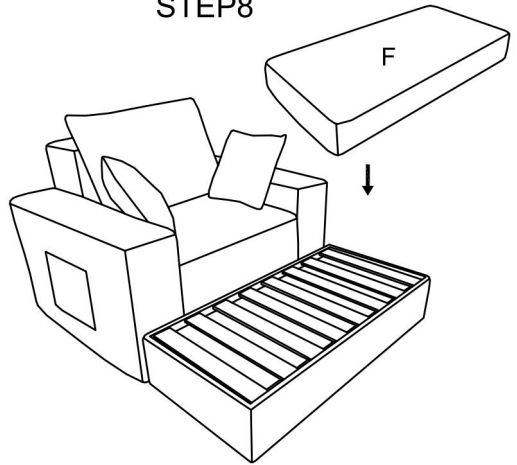
STEP6



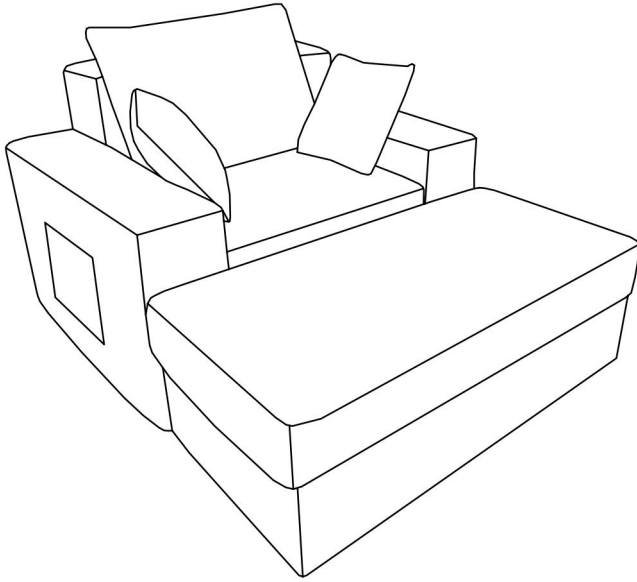
# STEP7



# STEP8



## COMPLETION



**Manufacturer:** Shanghaimuxinmuyeyouxiangongsi

**Address:** Shuangchenglu 803nong11hao1602A-1609shi, baoshanqu, shanghai 200000 CN.

**Imported to AUS:** SIHAO PTY LTD. 1 ROKEVA STREETEASTWOOD NSW 2122 Australia

**Imported to USA:** Sanven Technology Ltd. Suite 250, 9166 Anaheim Place, Rancho Cucamonga, CA 91730

<b>UK</b>	<b>REP</b>
-----------	------------

YH CONSULTING LIMITED. C/O YH Consulting Limited Office 147, Centurion House, London Road, Staines-upon-Thames, Surrey, TW18 4AX

<b>EC</b>	<b>REP</b>
-----------	------------

E-CrossStu GmbH  
Mainzer Landstr.69,  
60329 Frankfurt am Main.



# **VEVOR**

**Affordable. Reliable. Home Improvement.**

## **CHAISE LOUNGES**

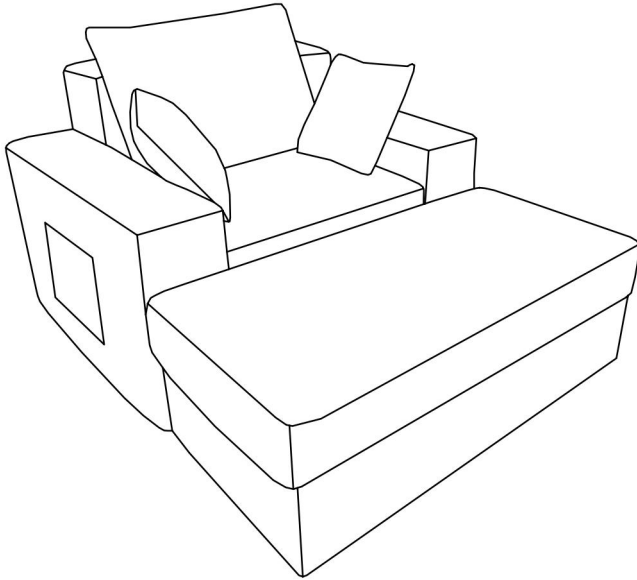
**MODEL: 1036**

# VEVOR

Affordable. Reliable. Home Improvement.

## CHAISE LOUNGES

**MODEL: 1036**



This is the original instruction, please read all manual instructions carefully before operating. VEVOR reserves a clear interpretation of our user manual. The appearance of the product shall be subject to the product you received. Please forgive us that we won't inform you again if there are any technology or software updates on our product.

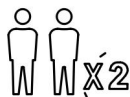


## **WARNING:**

**Please read this manual carefully before using the product. Failure to do so may result in serious injury.**



Please read and observe carefully all the assembly instructions before beginning assembly.



Unit should be assembled by two or more people.

SAVE THESE INSTRUCTIONS

## **USE PRECAUTIONS**

### **TO PREVENT SERIOUS INJURY AND DEATH FROM TIPPING:**

1. This product is not a toy. Do not allow children to play with or near this item.
2. Do not exceed weight capacities, before moving.
3. Use only on a flat, hard and smooth surface capable of safely supporting a fully loaded Chaise Lounges.
4. Use as intended only.

Inspect before every use; do not use if parts are loose or damaged.

5. It is normal for a sofa from compressed packaging to have a smell after opened. We recommend airing it out for 24-48 hours before use.

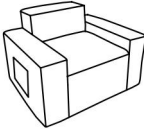


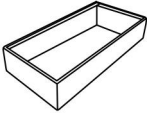

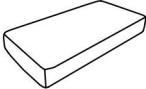

NOTE: Shake and pat the compressed part, and after standing for 48-72 hours before use, it can fully expand.

## **TECHNICAL SPECIFICATIONS**

Model	1036	
Color	Grey	Beige
Product Dimensions (LxWxH)	1115*1490*740mm	
Net Weight	About 38kg	

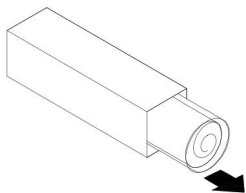
\*Products such as specifications, appearance, and design are subject to modification without prior notice.

## PACKAGE CONTENTS

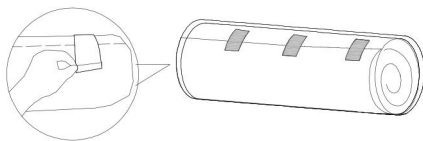
A	X1	B	X1	C	X2	D	X1
							
E	X1	F	X1	G	X4		
							

## ASSEMBLY STEPS

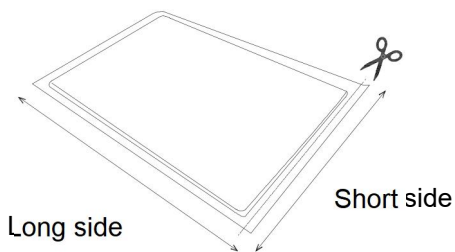
STEP1



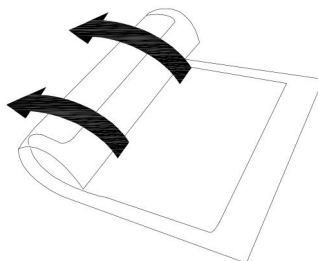
STEP2



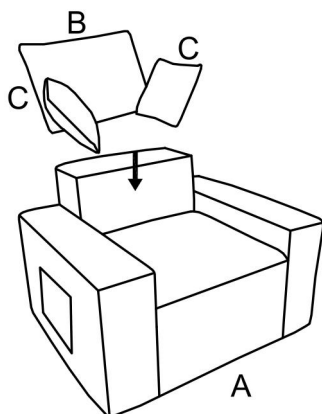
STEP3



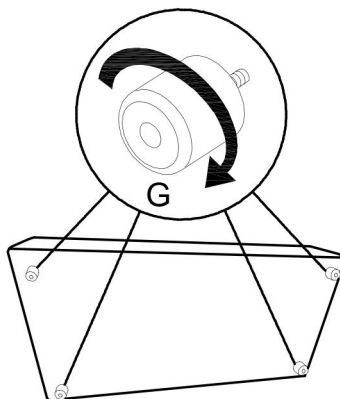
STEP4



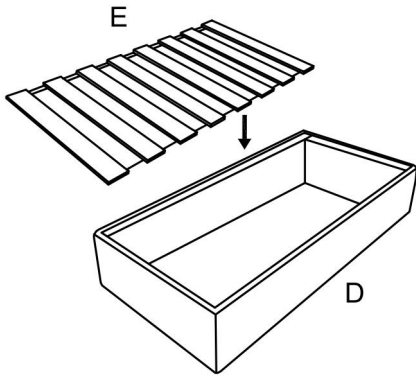
STEP5



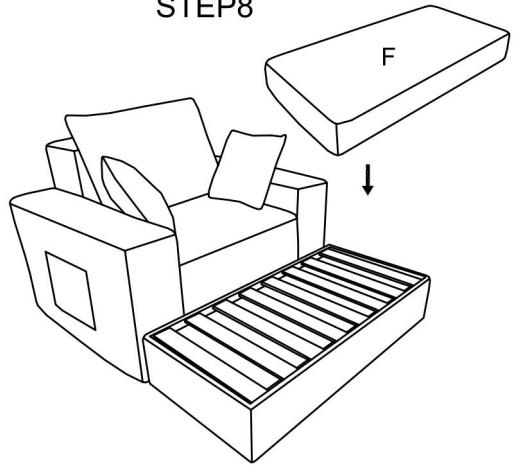
STEP6



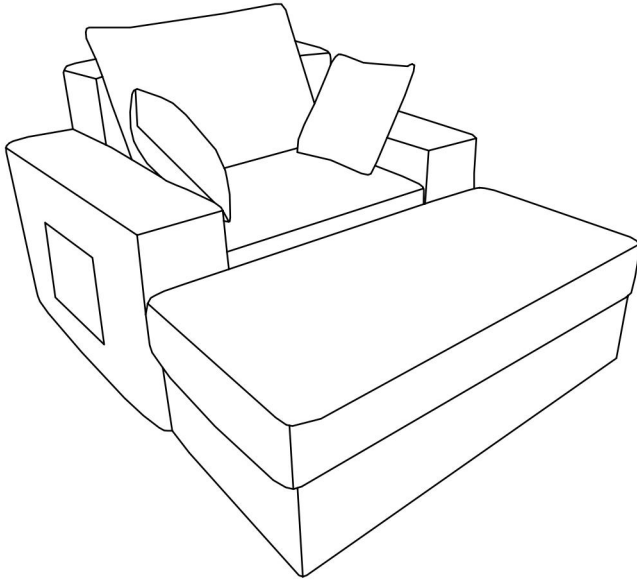
# STEP7



# STEP8



## COMPLETION



**Manufacturer:** Shanghaimuxinmuyeyouxiangongsi

**Address:** Shuangchenglu 803nong11hao1602A-1609shi, baoshanqu, shanghai 200000 CN.

**Imported to AUS:** SIHAO PTY LTD. 1 ROKEVA STREETEASTWOOD NSW 2122 Australia

**Imported to USA:** Sanven Technology Ltd. Suite 250, 9166 Anaheim Place, Rancho Cucamonga, CA 91730

<b>UK</b>	<b>REP</b>
-----------	------------

YH CONSULTING LIMITED. C/O YH Consulting Limited Office 147, Centurion House, London Road, Staines-upon-Thames, Surrey, TW18 4AX

<b>EC</b>	<b>REP</b>
-----------	------------

E-CrossStu GmbH  
Mainzer Landstr.69,  
60329 Frankfurt am Main.



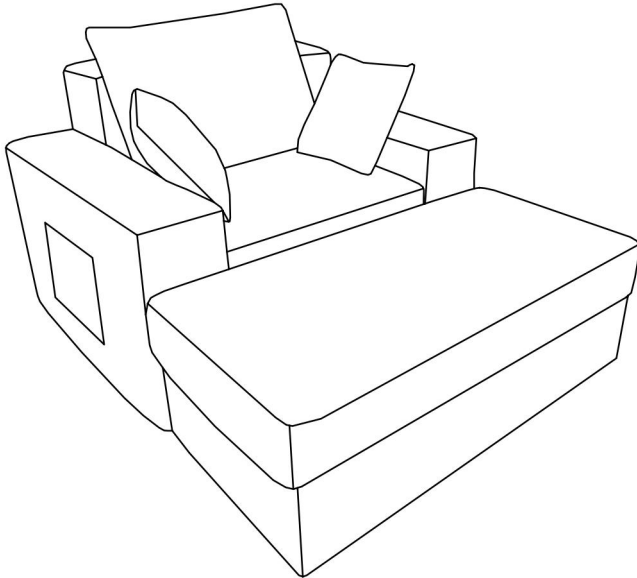
# **VEVOR**

**Affordable. Reliable. Home Improvement.**

## **CHAISELONGUES**

**MODELL: 1036**

### MODELL: 1036



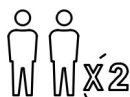
Dies ist die Originalanleitung. Bitte lesen Sie alle Anweisungen sorgfältig durch, bevor Sie das Gerät in Betrieb nehmen. VEVOR behält sich eine klare Auslegung unserer Bedienungsanleitung vor. Das Aussehen des Produkts hängt vom gelieferten Produkt ab. Bitte haben Sie Verständnis dafür, dass wir Sie nicht erneut über Technologie- oder Software-Updates informieren.

 **WARNUNG:**

**Bitte lesen Sie dieses Handbuch vor der Verwendung des Produkts sorgfältig durch. Andernfalls kann es zu schweren Verletzungen kommen.**



Please read and observe carefully all the assembly instructions before beginning assembly.



Unit should be assembled by two or more people.

BEWAHREN SIE DIESE ANWEISUNGEN AUF

## **VORSICHTSMASSNAHMEN BEI DER VERWENDUNG**

**UM SCHWERE VERLETZUNGEN UND TOD DURCH UMKIPPEN ZU VERMEIDEN:**

1. Dieses Produkt ist kein Spielzeug . Erlauben Sie Kindern nicht, mit diesem Artikel oder in dessen Nähe zu spielen.
2. Überschreiten Sie vor dem Bewegen nicht die Gewichtskapazität.
3. Nur auf einer flachen, harten und glatten Oberfläche verwenden, die eine voll beladene Chaiselongue sicher tragen kann.
4. Nur bestimmungsgemäß verwenden.

Vor jedem Gebrauch prüfen; nicht verwenden, wenn Teile lose oder beschädigt sind.

5. Es ist normal, dass ein Sofa aus einer komprimierten Verpackung nach dem Öffnen einen Geruch hat. Wir empfehlen, es vor dem Gebrauch 24-

48 Stunden lang auszulüften.

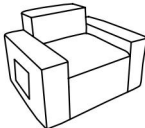


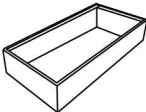

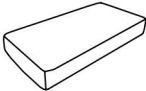

HINWEIS: Schütteln und klopfen Sie den komprimierten Teil, und nachdem er vor der Verwendung 48–72 Stunden lang gestanden hat, kann er sich vollständig ausdehnen.

## TECHNICAL SPECIFICATIONS

Modell	1036	
Farbe	Grau	Beige
Technische Daten (LxBxH)	1115*1490*740 mm	
Nettogewicht	Etwa 38 kg	

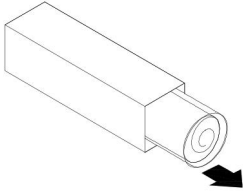
\*Produktspezifikationen, Aussehen und Design können ohne vorherige Ankündigung geändert werden.

## PACKAGE CONTENTS

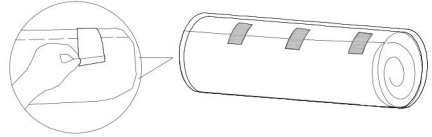
A	X1	B	X1	C	X2	D	X1
							
E	X1	F	X1	G	X4		
							

## ASSEMBLY STEPS

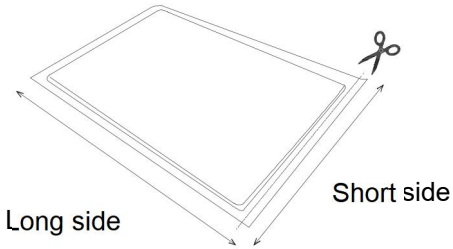
STEP1



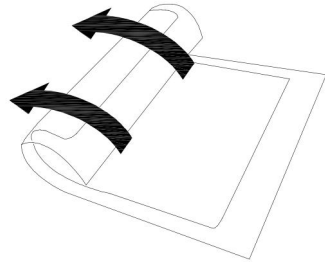
STEP2



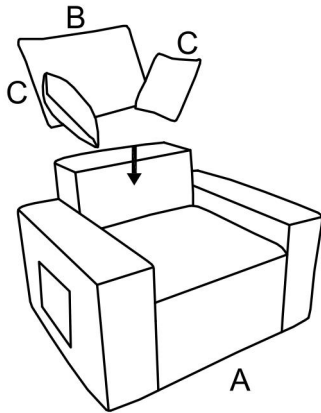
STEP3



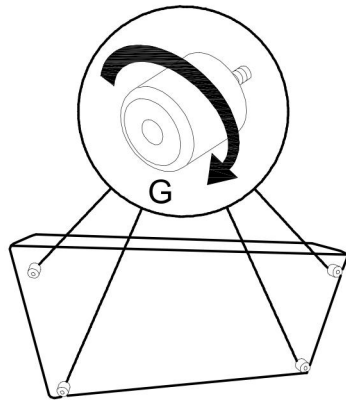
STEP4



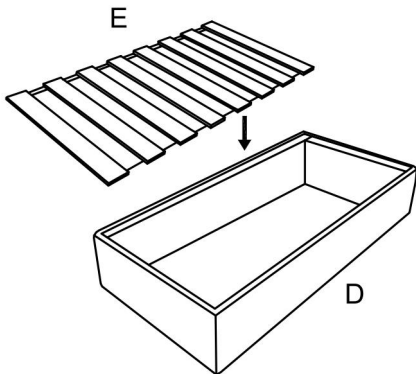
### STEP5



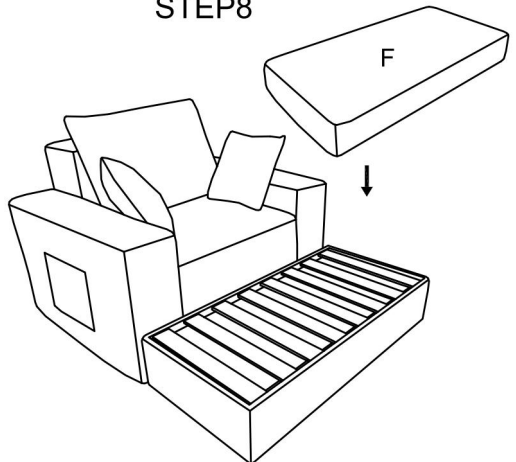
### STEP6



### STEP7

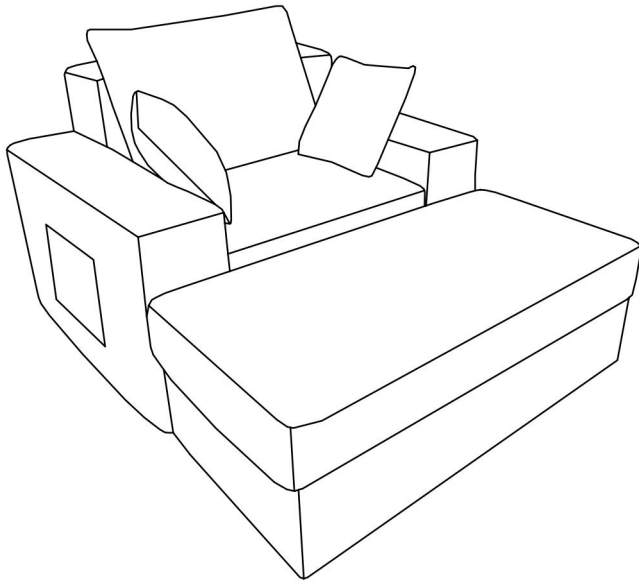


### STEP8



## **COMPLETION**

---



**Hersteller:** Shanghai muxinmuyeyouxiangongsi

**Adresse:** Shuangchenglu 803nong11hao1602A-1609shi, baoshanqu, Shanghai 200000 CN.

**Importiert nach AUS:** SIHAO PTY LTD. 1 ROKEVA STREETEASTWOOD NSW 2122 Australien

**Importiert in die USA:** Sanven Technology Ltd. Suite 250, 9166 Anaheim Place, Rancho Cucamonga, CA 91730

<b>UK</b>	<b>REP</b>
-----------	------------

YH CONSULTING LIMITED. C/O YH Consulting Limited Office 147, Centurion House, London Road, Staines-upon-Thames, Surrey, TW18 4AX

<b>EC</b>	<b>REP</b>
-----------	------------

E-CrossStu GmbH  
Mainzer Landstr.69,  
60329 Frankfurt am Main.



# **VEVOR**

**Affordable. Reliable. Home Improvement.**

## **LIGSTOELEN**

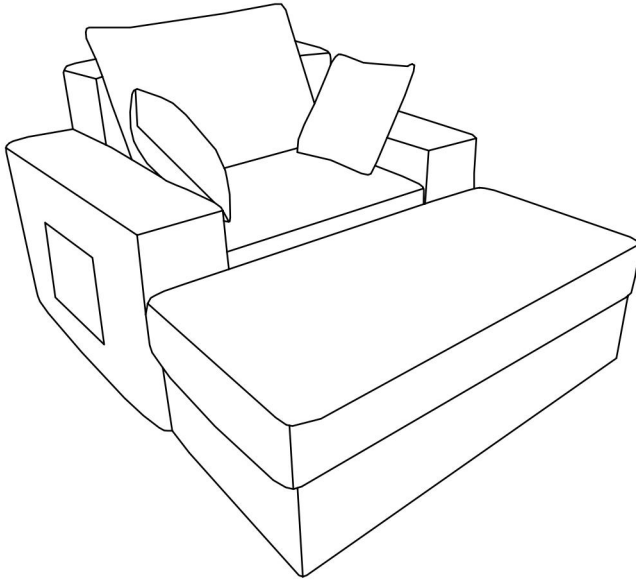
**MODEL: 1036**

# VEVOR

Affordable. Reliable. Home Improvement.

## CHAISE LOUNGES

**MODEL: 1036**



Dit is de originele handleiding. Lees alle instructies zorgvuldig door voordat u het product gebruikt. VEVOR behoudt zich het recht voor om de gebruiksaanwijzing duidelijk te interpreteren. Het uiterlijk van het product is afhankelijk van het product dat u hebt ontvangen. Neemt u het ons niet kwalijk dat we u niet meer op de hoogte stellen van eventuele technologische of software-updates voor ons product.

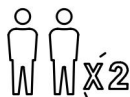


## **WAARSCHUWING:**

**Lees deze handleiding zorgvuldig door voordat u het product gebruikt. Als u dit niet doet, kan dit leiden tot ernstig letsel.**



Please read and observe carefully all the assembly instructions before beginning assembly.



Unit should be assembled by two or more people.

BEWAAR DEZE INSTRUCTIES

# **GEBRUIKSVOORZORGSMATREGELEN**

## **OM ERNSTIG LETSEL EN DE DOOD DOOR KANTELEN TE VOORKOMEN:**

1. Dit product is geen speelgoed . Laat kinderen niet met of in de buurt van dit artikel spelen.
2. Overschrijd het toegestane gewicht niet voordat u het verplaatst.
3. Gebruik de chaise longue alleen op een vlakke, harde en gladde ondergrond die een volledig beladen chaise longue veilig kan dragen.
4. Alleen gebruiken zoals bedoeld.

Controleer het product voor elk gebruik. Niet gebruiken als er onderdelen loszitten of beschadigd zijn.

5. Het is normaal dat een bank uit een geperste verpakking na opening een onaangename geur afgeeft. We raden aan om de bank 24-48 uur te luchten voordat u hem gebruikt.

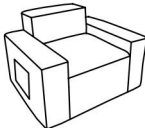


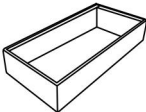

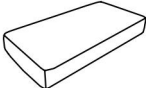

LET OP: Schud en dep het samengedrukte gedeelte. Laat het 48-72 uur staan voordat u het gebruikt. Dan kan het volledig uitzetten.

## TECHNICAL SPECIFICATIONS

Model	1036	
Kleur	Grijs	Beige
Productafmetingen (LxBxH)	1115*1490*740mm	
Nettogewicht	Ongeveer 38 kg	

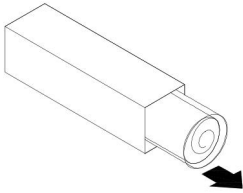
\*Productspecificaties, uiterlijk en ontwerp kunnen zonder voorafgaande kennisgeving worden gewijzigd.

## PACKAGE CONTENTS

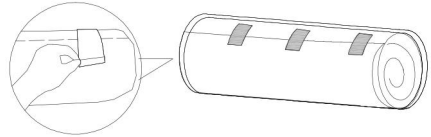
A	X1	B	X1	C	X2	D	X1
							
E	X1	F	X1	G	X4		
							

## ASSEMBLY STEPS

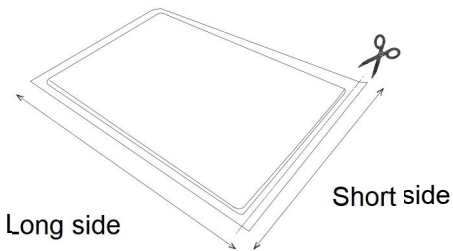
STEP1



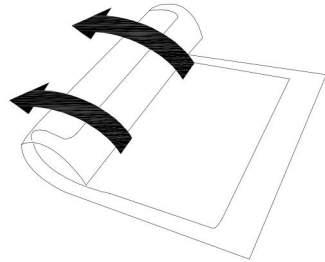
STEP2



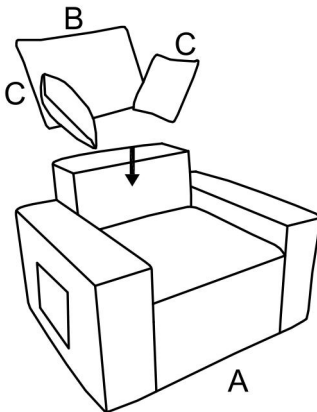
STEP3



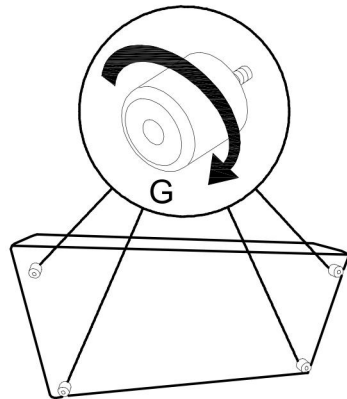
STEP4



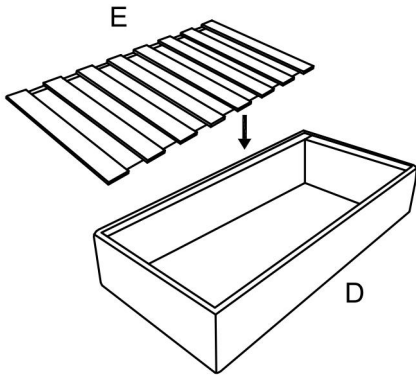
STEP5



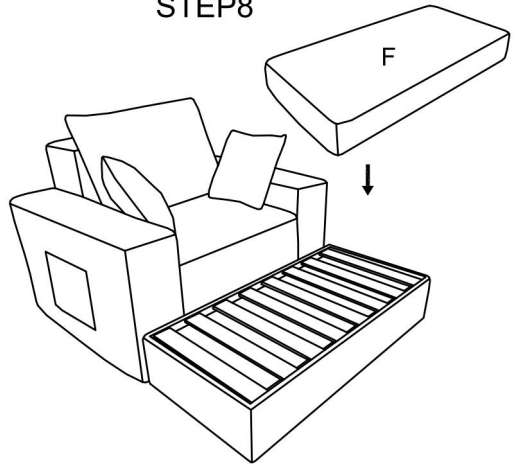
STEP6



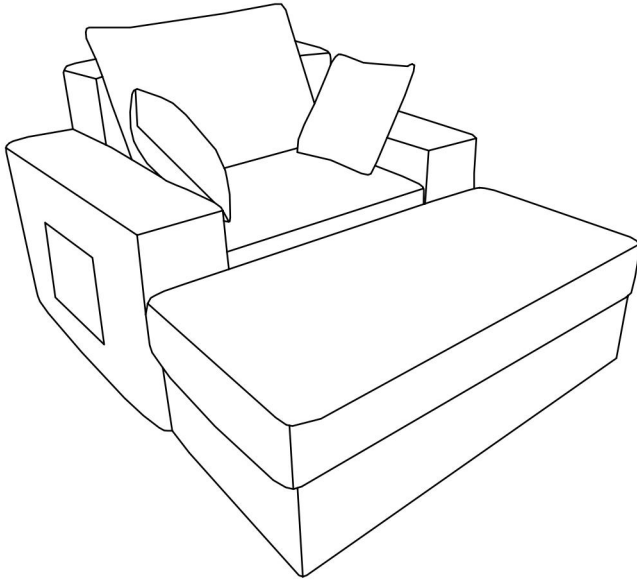
# STEP7



# STEP8



## COMPLETION



**Fabrikant:** Shanghaimuxinmuyeyouxiangongsi

**Adres:** Shuangchenglu 803nong11hao1602A-1609shi, baoshanqu, shanghai 200000 CN.

**Geïmporteerd naar AUS:** SIHAO PTY LTD. 1 ROKEVA

STREETEASTWOOD

NSW 2122 Australië

**Geïmporteerd naar de VS:** Sanven Technology Ltd. Suite 250, 9166

Anaheim

Plaats, Rancho Cucamonga, CA 91730

<b>UK</b>	<b>REP</b>
-----------	------------

YH CONSULTING LIMITED. C/O YH Consulting  
Limited Office 147, Centurion House, London  
Road, Staines-upon-Thames, Surrey, TW18 4AX

<b>EC</b>	<b>REP</b>
-----------	------------

E-CrossStu GmbH  
Mainzer Landstr.69,  
60329 Frankfurt am Main.



# **VEVOR**

**Affordable. Reliable. Home Improvement.**

## **CHAISE LOUNGES**

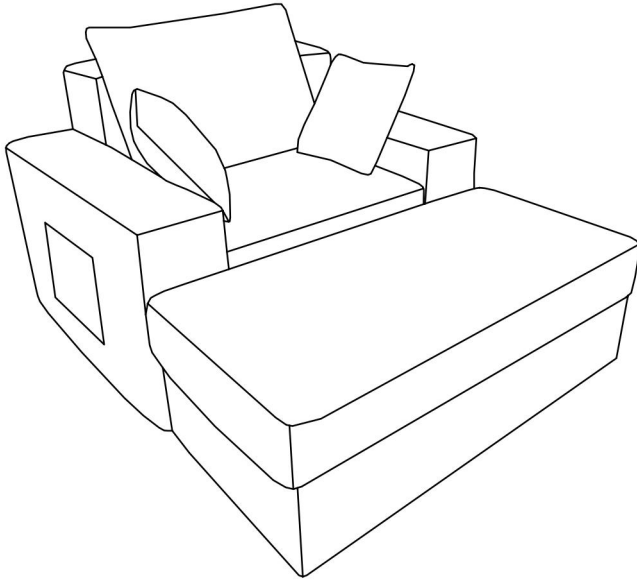
**MODEL: 1036**

# VEVOR

Affordable. Reliable. Home Improvement.

## CHAISE LOUNGES

**MODEL: 1036**



This is the original instruction, please read all manual instructions carefully before operating. VEVOR reserves a clear interpretation of our user manual. The appearance of the product shall be subject to the product you received. Please forgive us that we won't inform you again if there are any technology or software updates on our product.

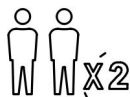


## **WARNING:**

**Please read this manual carefully before using the product. Failure to do so may result in serious injury.**



Please read and observe carefully all the assembly instructions before beginning assembly.



Unit should be assembled by two or more people.

SAVE THESE INSTRUCTIONS

## **USE PRECAUTIONS**

### **TO PREVENT SERIOUS INJURY AND DEATH FROM TIPPING:**

1. This product is not a toy. Do not allow children to play with or near this item.
2. Do not exceed weight capacities, before moving.
3. Use only on a flat, hard and smooth surface capable of safely supporting a fully loaded Chaise Lounges.
4. Use as intended only.

Inspect before every use; do not use if parts are loose or damaged.

5. It is normal for a sofa from compressed packaging to have a smell after opened. We recommend airing it out for 24-48 hours before use.

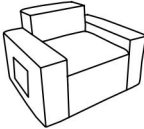


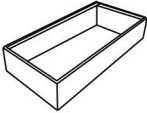

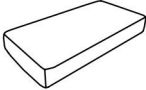

NOTE: Shake and pat the compressed part, and after standing for 48-72 hours before use, it can fully expand.

## **TECHNICAL SPECIFICATIONS**

Model	1036	
Color	Grey	Beige
Product Dimensions (LxWxH)	1115*1490*740mm	
Net Weight	About 38kg	

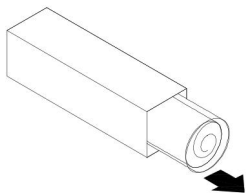
\*Products such as specifications, appearance, and design are subject to modification without prior notice.

## PACKAGE CONTENTS

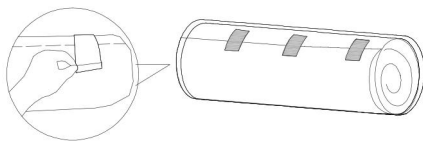
A	X1	B	X1	C	X2	D	X1
							
E	X1	F	X1	G	X4		
							

## ASSEMBLY STEPS

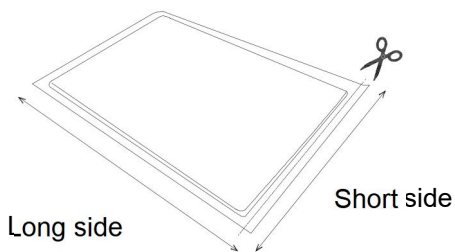
STEP1



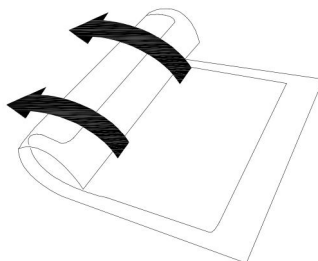
STEP2



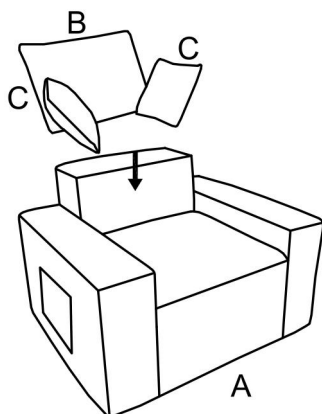
STEP3



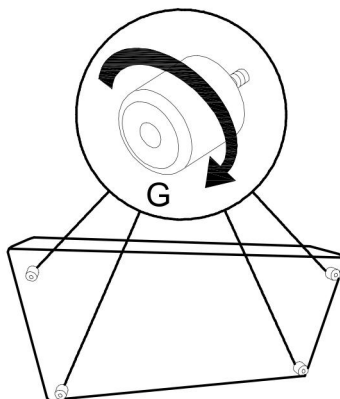
STEP4



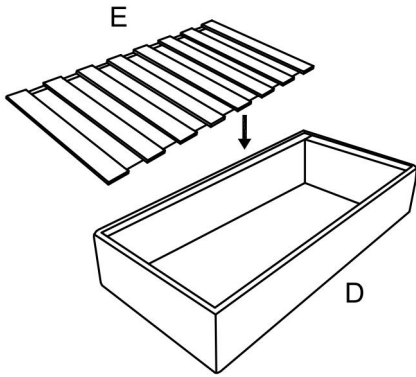
STEP5



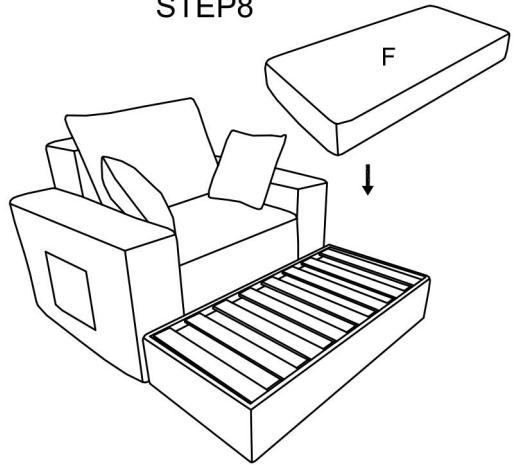
STEP6



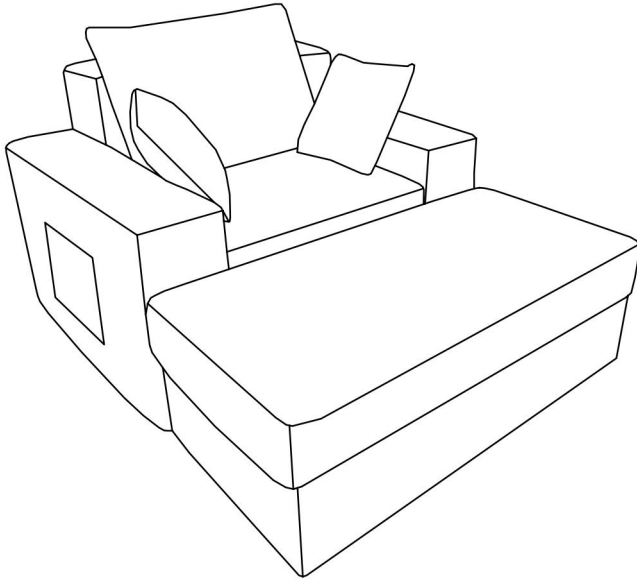
# STEP7



# STEP8



## COMPLETION



**Manufacturer:** Shanghaimuxinmuyeyouxiangongsi

**Address:** Shuangchenglu 803nong11hao1602A-1609shi, baoshanqu, shanghai 200000 CN.

**Imported to AUS:** SIHAO PTY LTD. 1 ROKEVA STREETEASTWOOD NSW 2122 Australia

**Imported to USA:** Sanven Technology Ltd. Suite 250, 9166 Anaheim Place, Rancho Cucamonga, CA 91730

<b>UK</b>	<b>REP</b>
-----------	------------

YH CONSULTING LIMITED. C/O YH Consulting Limited Office 147, Centurion House, London Road, Staines-upon-Thames, Surrey, TW18 4AX

<b>EC</b>	<b>REP</b>
-----------	------------

E-CrossStu GmbH  
Mainzer Landstr.69,  
60329 Frankfurt am Main.



# **VEVOR**

**Affordable. Reliable. Home Improvement.**

## **SCHÄSLONGER**

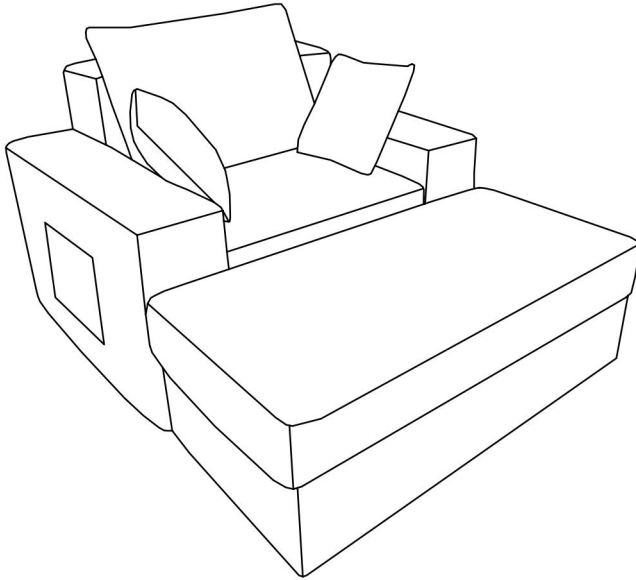
**MODELL: 1036**

# VEVOR

Affordable. Reliable. Home Improvement.

## CHAISE LOUNGES

**MODELL: 1036**



Detta är originalinstruktionerna, vänligen läs alla instruktioner noggrant innan du använder produkten. VEVOR förbehåller sig en tydlig tolkning av vår användarmanual. Produktens utseende ska vara beroende av den produkt du mottagit. Vi ber om ursäkt för att vi inte kommer att informera dig igen om det finns några teknik- eller programuppdateringar för vår produkt.

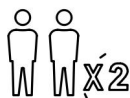


## **WARNING:**

**Läs noggrant igenom denna manual innan du använder produkten.  
Underlåtenhet att göra det kan leda till allvarliga skador.**



Please read and observe carefully all the assembly instructions before beginning assembly.



Unit should be assembled by two or more people.

SPARA DESSA INSTRUKTIONER

# **ANVÄND FÖRSIKTIGHETSÅTGÄRDER**

**FÖR ATT FÖRHINDRA ALLVARLIGA SKADOR OCH DÖDSFALL  
GENOM TIPPNING:**

1. Denna produkt är inte en leksak . Låt inte barn leka med eller i närheten av denna produkt.
2. Överskrid inte viktkapaciteten före flyttning.
3. Använd endast på en plan, hård och slät yta som säkert kan bära en fullastad schäslong.
4. Använd endast som avsett.

Kontrollera före varje användning; använd inte om delar är lösa eller skadade.

5. Det är normalt att en soffa från komprimerad förpackning luktar illa efter att den öppnats. Vi rekommenderar att du vädrar den i 24–48 timmar före användning.

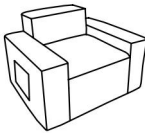


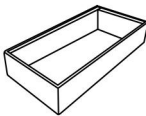

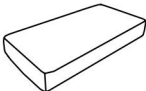

OBS: Skaka och klappa den komprimerade delen, och efter att ha stått i 48–72 timmar före användning kan den expandera helt.

## TECHNICAL SPECIFICATIONS

Modell	1036	
Färg	Grå	Beige
Produktens mått (LxBxH)	1115*1490*740 mm	
Nettovikt	Cirka 38 kg	

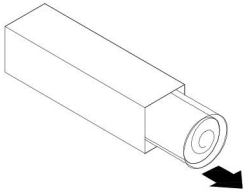
\*Produkter såsom specifikationer, utseende och design kan komma att ändras utan föregående meddelande.

## PACKAGE CONTENTS

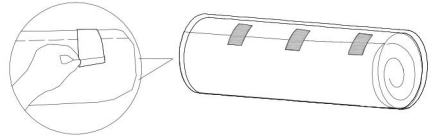
A	X1	B	X1	C	X2	D	X1
							
E	X1	F	X1	G	X4		
							

## ASSEMBLY STEPS

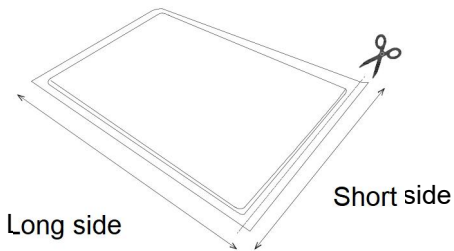
STEP1



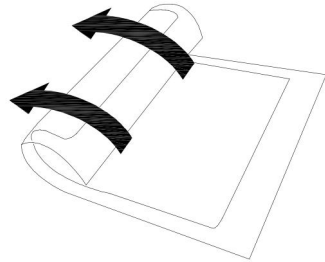
STEP2



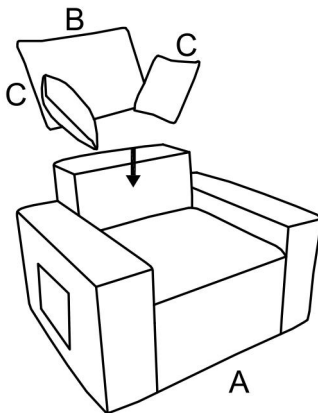
STEP3



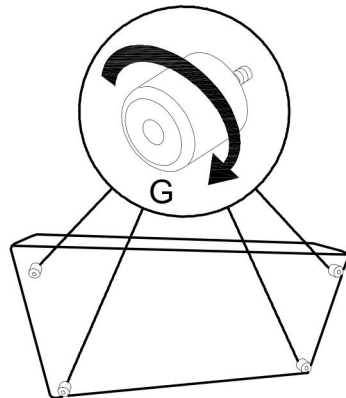
STEP4



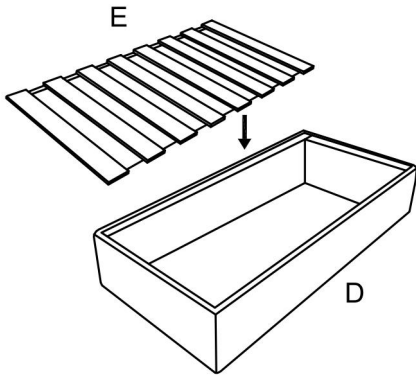
STEP5



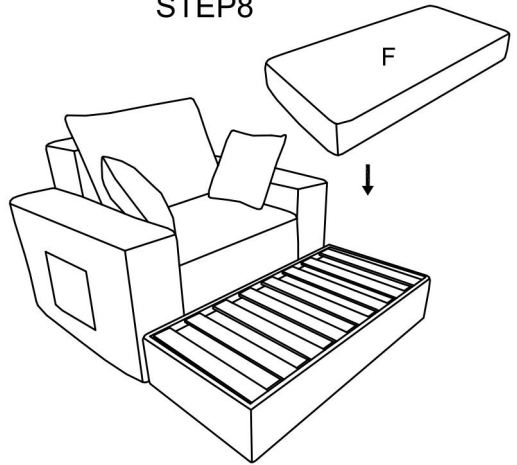
STEP6



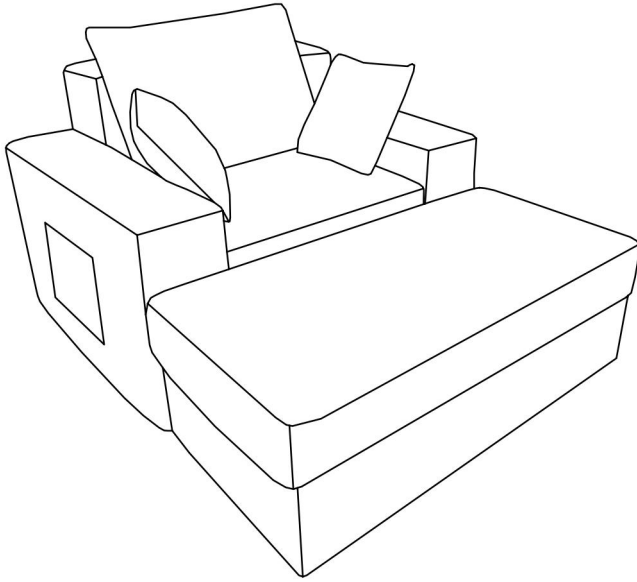
# STEP7



# STEP8



## COMPLETION



**Tillverkare:** Shanghaimuxinmuyeyouxiangongsi

**Adress:** Shuangchenglu 803nong11hao1602A-1609shi, baoshanqu, Shanghai 200 000 kanadensiska republiken.

**Importerad till Australien:** SIHAO PTY LTD. 1 ROKEVA

STREETEASTWOOD

NSW 2122 Australien

**Importerad till USA:** Sanven Technology Ltd. Suite 250, 9166 Anaheim Plats, Rancho Cucamonga, Kalifornien 91730

<b>UK</b>	<b>REP</b>
-----------	------------

YH CONSULTING LIMITED. C/O YH Consulting Limited Office 147, Centurion House, London Road, Staines-upon-Thames, Surrey, TW18 4AX

<b>EC</b>	<b>REP</b>
-----------	------------

E-CrossStu GmbH  
Mainzer Landstr.69,  
60329 Frankfurt am Main.



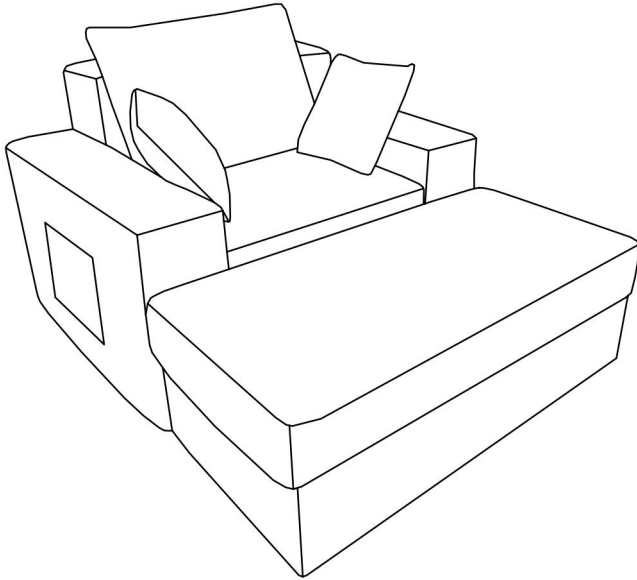
# **VEVOR**

**Affordable. Reliable. Home Improvement.**

## **CHAISE LONGUES**

**MODELO: 1036**

### MODELO: 1036



Estas son las instrucciones originales; lea atentamente todas las instrucciones del manual antes de utilizarlo. VEVOR se reserva el derecho de interpretar su manual de usuario. La apariencia del producto dependerá del producto que haya recibido. Le rogamos que nos disculpe si no le informamos de nuevo si hay actualizaciones tecnológicas o de software en nuestro producto.

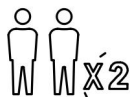


## ADVERTENCIA:

Lea este manual detenidamente antes de utilizar el producto. De lo contrario, podría sufrir lesiones graves.



Please read and observe carefully all the assembly instructions before beginning assembly.



Unit should be assembled by two or more people.

GUARDE ESTAS INSTRUCCIONES

## PRECAUCIONES DE USO

### PARA EVITAR LESIONES GRAVES Y LA MUERTE POR VUELCO:

1. Este producto no es un juguete . No permita que los niños jueguen con él ni cerca de él.
2. No exceda las capacidades de peso antes de moverlo.
3. Úselo únicamente sobre una superficie plana, dura y lisa capaz de soportar de forma segura una Chaise Lounge completamente cargada.
4. Úselo únicamente según lo previsto.

Inspeccione antes de cada uso; no lo utilice si las piezas están sueltas o dañadas.

5. Es normal que un sofá empaquetado a presión huelga mal después de abrirlo. Recomendamos ventilarlo de 24 a 48 horas antes de usarlo.

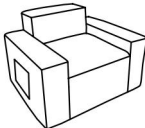


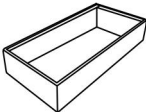

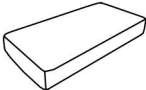

NOTA: Agite y dé golpecitos a la parte comprimida y, después de reposar durante 48 a 72 horas antes de usar, podrá expandirse por completo.

## TECHNICAL SPECIFICATIONS

Modelo	1036	
Color	Gris	Beige
Dimensiones del producto (Largo x Ancho x Alto)	1115*1490*740 mm	
Peso neto	Alrededor de 38 kg	

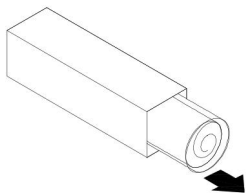
\*Los productos como especificaciones, apariencia y diseño están sujetos a modificaciones sin previo aviso.

### PACKAGE CONTENTS

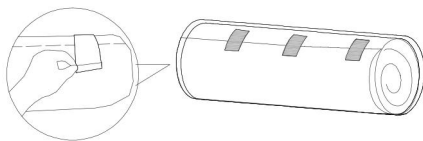
A	X1	B	X1	C	X2	D	X1
							
E	X1	F	X1	G	X4		
							

### ASSEMBLY STEPS

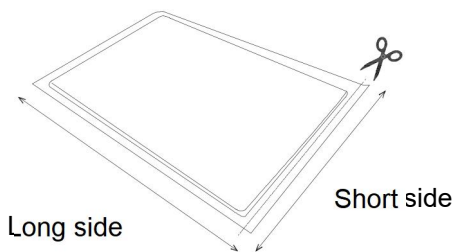
STEP1



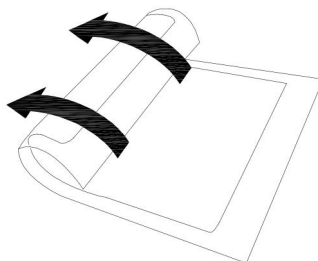
STEP2



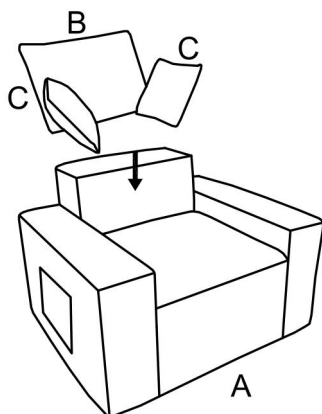
STEP3



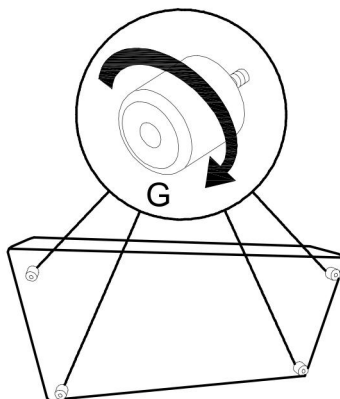
STEP4



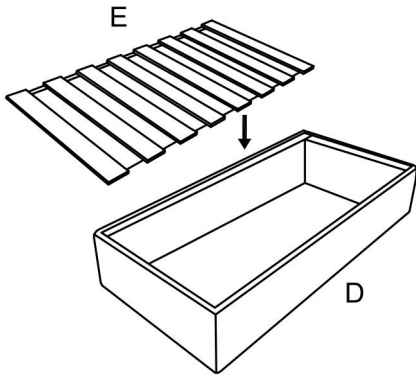
STEP5



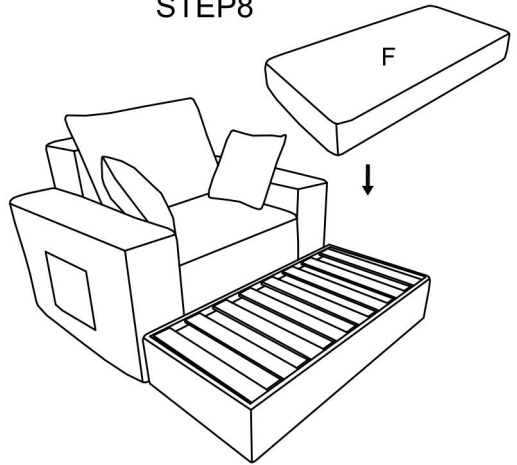
STEP6



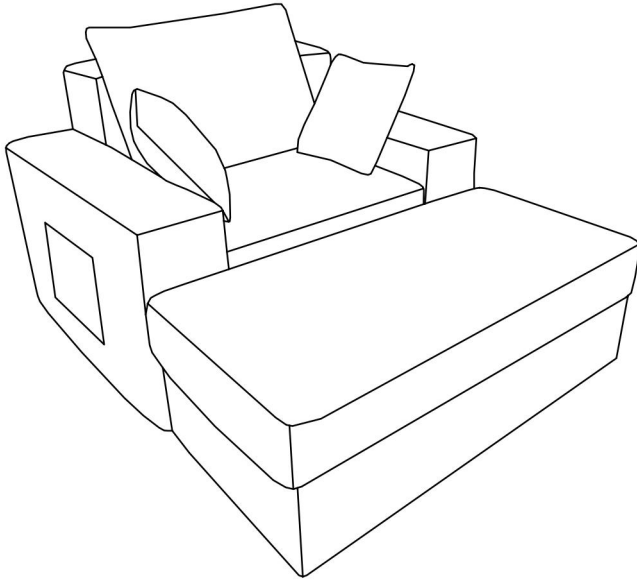
# STEP7



# STEP8



## COMPLETION



**Fabricante:** Shanghaimuxinmuyeyouxiangongsi

**Dirección:** Shuangchenglu 803nong11hao1602A-1609shi, baoshanqu, Shanghai 200000 CN.

**Importado a AUS:** SIHAO PTY LTD. 1 ROKEVA STREET, EASTWOOD NSW 2122 Australia

**Importado a EE. UU.:** Sanven Technology Ltd. Suite 250, 9166 Anaheim Lugar, Rancho Cucamonga, CA 91730

<b>UK</b>	<b>REP</b>
-----------	------------

YH CONSULTING LIMITED. C/O YH Consulting Limited Office 147, Centurion House, London Road, Staines-upon-Thames, Surrey, TW18 4AX

<b>EC</b>	<b>REP</b>
-----------	------------

E-CrossStu GmbH  
Mainzer Landstr.69,  
60329 Frankfurt am Main.



# **VEVOR**

**Affordable. Reliable. Home Improvement.**

## **CHAISE LONGUE**

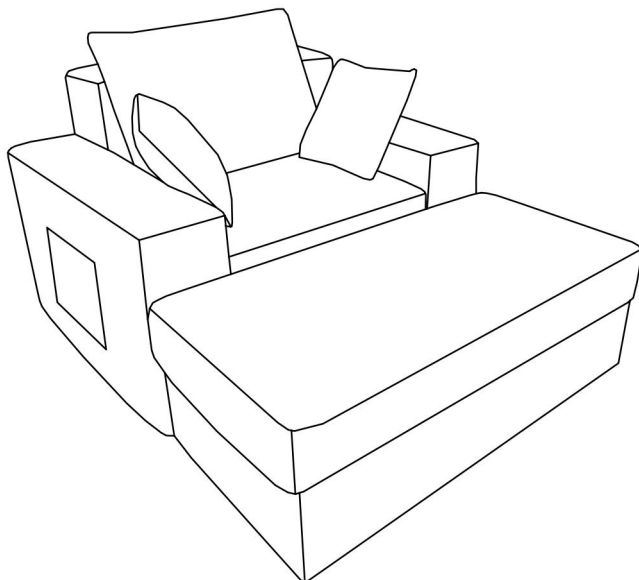
**MODELLO: 1036**

# VEVOR

Affordable. Reliable. Home Improvement.

## CHAISE LOUNGES

**MODELLO: 1036**



Queste sono le istruzioni originali, si prega di leggere attentamente tutte le istruzioni del manuale prima dell'uso. VEVOR si riserva la piena interpretazione del proprio manuale utente. L'aspetto del prodotto dipenderà dal prodotto ricevuto. Vi preghiamo di scusarci se non vi informeremo più in caso di aggiornamenti tecnologici o software sul nostro prodotto.

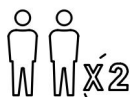


## **AVVERTIMENTO:**

**Si prega di leggere attentamente il presente manuale prima di utilizzare il prodotto. La mancata osservanza di questa indicazione potrebbe causare gravi lesioni.**



Please read and observe carefully all the assembly instructions before beginning assembly.



Unit should be assembled by two or more people.

CONSERVARE QUESTE ISTRUZIONI

## **PRECAUZIONI D'USO**

### **PER PREVENIRE LESIONI GRAVI E MORTALI DOVUTE AL RIBALTAMENTO:**

1. Questo prodotto non è un giocattolo . Non permettere ai bambini di giocare con questo articolo o nelle sue vicinanze.
2. Non superare la capacità di peso prima dello spostamento.
3. Utilizzare solo su una superficie piana, dura e liscia, in grado di sostenere in modo sicuro una chaise longue completamente carica.
4. Utilizzare solo come previsto.

Ispesinare prima di ogni utilizzo; non utilizzare se alcune parti sono allentate o danneggiate.

5. È normale che un divano imballato in imballaggi compressi emani un odore sgradevole dopo l'apertura. Si consiglia di arieggiarlo per 24-48 ore prima dell'uso.

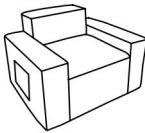


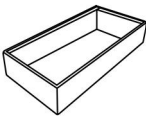

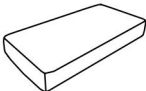

NOTA: Agitare e tamponare la parte compressa e, dopo averla lasciata riposare per 48-72 ore prima dell'uso, potrà espandersi completamente.

## TECHNICAL SPECIFICATIONS

Modello	1036	
Colore	Grigio	Beige
Dimensioni del prodotto (LxPxA)	1115*1490*740mm	
Peso netto	Circa 38 kg	

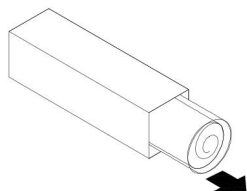
\*Le specifiche, l'aspetto e il design dei prodotti sono soggetti a modifiche senza preavviso.

## PACKAGE CONTENTS

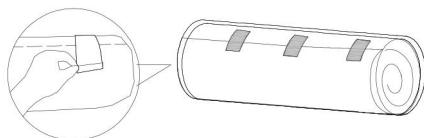
A	X1	B	X1	C	X2	D	X1
							
E	X1	F	X1	G	X4		
							

## ASSEMBLY STEPS

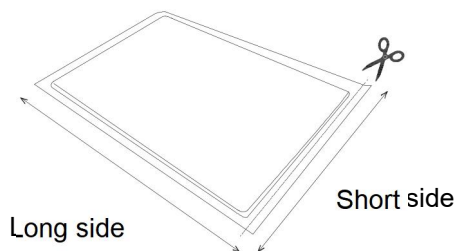
STEP1



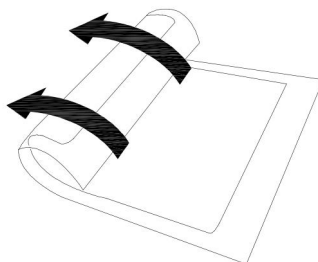
STEP2



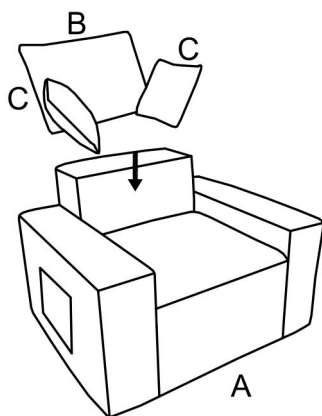
STEP3



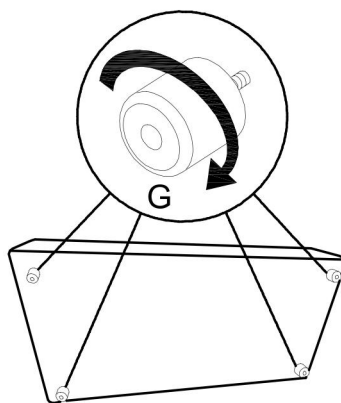
STEP4



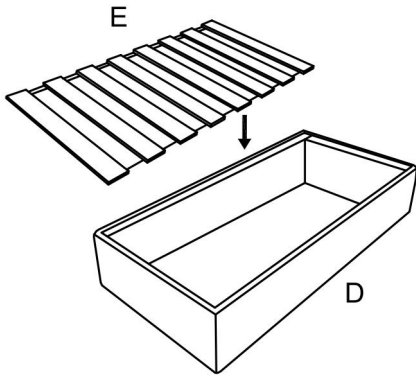
STEP5



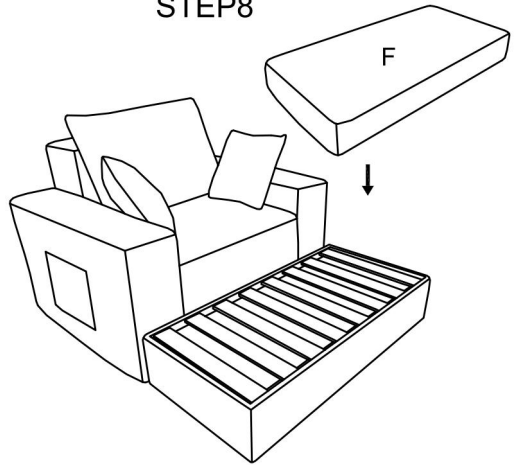
STEP6



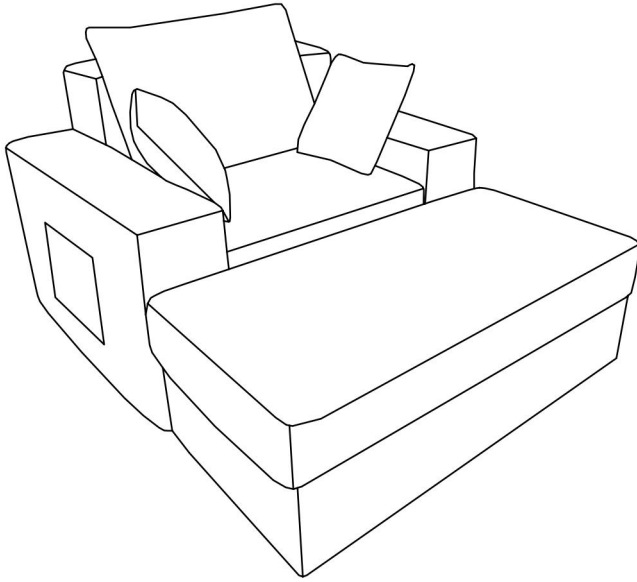
# STEP7



# STEP8



## COMPLETION



**Produttore:** Shanghaimuxinmuyeyouxiangongsi

**Indirizzo:** Shuangchenglu 803nong11hao1602A-1609shi, baoshanqu, Shanghai 200000 CN.

**Importato in AUS:** SIHAO PTY LTD. 1 ROKEVA STREETEASTWOOD  
Nuovo Galles del Sud 2122 Australia

**Importato negli USA:** Sanven Technology Ltd. Suite 250, 9166 Anaheim  
Luogo, Rancho Cucamonga, CA 91730

<b>UK</b>	<b>REP</b>
-----------	------------

YH CONSULTING LIMITED. C/O YH Consulting  
Limited Office 147, Centurion House, London  
Road, Staines-upon-Thames, Surrey, TW18 4AX

<b>EC</b>	<b>REP</b>
-----------	------------

E-CrossStu GmbH  
Mainzer Landstr.69,  
60329 Frankfurt am Main.

