

VEVOR[®]

TOUGH TOOLS, HALF PRICE

Technical Support and E-Warranty Certificate

www.vevor.com/support

LOCKOUT TAGOUT KIT

USER MANUAL

MODEL: BD-B102

We continue to be committed to provide you tools with competitive price.

"Save Half", "Half Price" or any other similar expressions used by us only represents an estimate of savings you might benefit from buying certain tools with us compared to the major top brands and does not necessarily mean to cover all categories of tools offered by us. You are kindly reminded to verify carefully when you are placing an order with us if you are actually saving half in comparison with the top major brands.

VEVOR[®]

TOUGH TOOLS, HALF PRICE

LOCKOUT TAGOUT KIT

MODEL: BD-B102



NEED HELP? CONTACT US!

Have product questions? Need technical support? Please feel free to contact us:

Technical Support and E-Warranty Certificate
www.vevor.com/support

This is the original instruction, please read all manual instructions carefully before operating. VEVOR reserves a clear interpretation of our user manual. The appearance of the product shall be subject to the product you received. Please forgive us that we won't inform you again if there are any technology or software updates on our product.

SAFETY INSTRUCTIONS

WARNING:

Read this material before using this product. Failure to do so can result in serious injury.

Assembly precautions

1. Assemble only according to these instructions. Improper assembly can create hazards.
2. Wear safety goggles and duty work gloves during assembly.
3. Keep the assembly area clean and well-lit.
4. Keep bystanders out of the area during assembly.
5. Do not assemble when tired or when under the influence of alcohol, drugs or medication.
6. The product capabilities apply to properly and completely assembled products only.
7. Assemble on a flat, level, hard and smooth surface capable of safely supporting the Lockout Tagout Kit.
8. For additional information regarding the parts listed in the following pages, please refer to the Assembly Diagram of this manual. Unwrap and separate all parts in a clean work area.

Use precautions

1. **DO NOT SIT OR STAND ON THIS ITEM.**
2. This product is not a toy. Do not allow children to play with or near this item.
3. Do not exceed capacities.
4. Use only on a flat, level, hard and smooth surface capable of safely supporting a fully loaded Lockout Tagout Kit.
5. Use as intended only.
6. Inspect before every use; do not use if parts are loose or damaged.

SAVE THIS MANUAL

PRODUCT PARAMETER

Model	BD-B102
Number Of Sets	60
Product Size	495*300*300 mm

PARTS LIST

Name	Code	qty
Combined lockout station	B102	1
Safety padlock	G01 (2keys per lock)	14
Lockout Tagout	P01	40
PA coated steel hasp	K01	3
	K02	3
Cable tie	/	40


INSTRUCTIONS

COMBINED LOCKOUT STATION

Made from engineering plastic PC, Integrated design, strong and durable

Used to hang safety padlock or hasp

B102



SAFETY PADLOCK

Suitable for use in closed space, such as: chemical, Military, oil extraction and power industry



With rewritable safety warning signs (can customize luminous PVC material, language, logo, department and so on)



Normal color: ●RED, ●YLW, ●BLU, ●GRN, ●ORG, ●PRP, ●BLK, ●WHT,

Other colors can be custom made. Durable non-conductive PA lock body, withstand temperature from -20°C to 150°C, resistance of UV rays.



- Normal version, old version padlock (copper/ zinc alloy lock cylinder)
Key retention-the key cannot be pulled out in the open state, ensuring that the padlock will not be left behind
- New padlock (zinc alloy lock cylinder)

Self-rebound self-reset -lock shackle with self-elastic function
When the padlock is opened, the key is automatically reset to the initial position and the key can be removed.

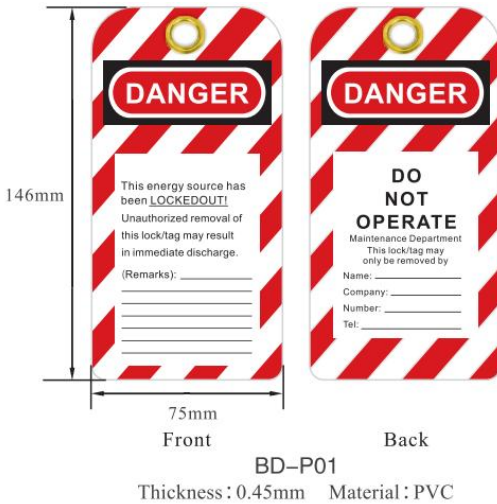


PD-C01- red

(Unit: mm)

LOCKOUT TAGOUT

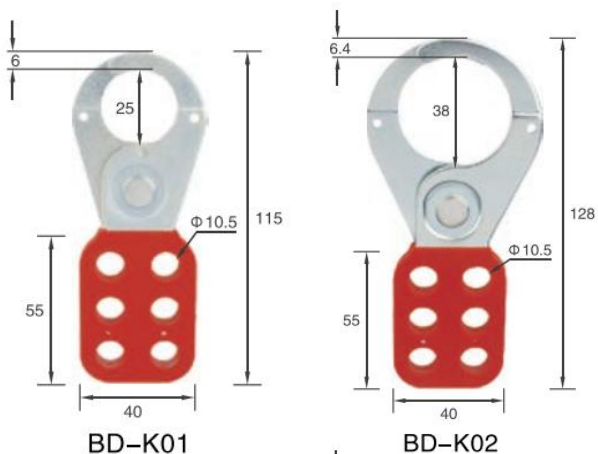
- a. Lockout tagout can be used to make a holistic control of the equipment to protect workers from accident and equipment from damage.
- b. Use with padlock to remind that the device has been locked and can not be operated. It can only be opened by the one who lock it. It enables people to know who lock it and so that they know it is danger to operate the device.
- c. On the tag, you can see "Danger/Do not operate/caution" etc security warning language and also "Name/department/Date" etc blank for you to fill in.
- d. Offer language customization.



PA COATED STEEL HASP

- a. Made from Engineering plastic nylon PA injection molding, galvanized rustproof surface.
- b. Lock hole diameter: 10.5mm(2/5").
- c. Lock shackle diameter: 25mm(1")&38mm(1.5").
- d. Such as custom made stainless steel material, the model behind plus "S".

Part Code	Description
BD-K01	Lock shackle 25mm(1")
BD-K02	Lock shackle 38mm (1.5")



Manufacturer: Shanghaimuxinmuyeyouxiangongsi

Address: Baoshanqu Shuangchenglu 803long 11hao 1602A-1609shi
Shanghai

Imported to AUS: SIHAO PTY LTD. 1 ROKEVA STREETEASTWOOD
NSW 2122 Australia

Imported to USA: Sanven Technology Ltd.
Suite 250,9166 Anaheim Place, Rancho Cucamonga, CA 91730



SHUNSHUN GmbH
Römeräcker 9 Z2021,76351
Linkenheim-Hochstetten,Germany
euvertreter@gmail.com
+49 1727041930



Pooledas Group Ltd
Unit 5 Albert Edward House, The
Pavilions Preston, United Kingdom
pooledas123@gmail.com
Tel: 01772418127

Made in China

VEVOR[®]
TOUGH TOOLS, HALF PRICE

Technical Support and E-Warranty Certificate
www.vevor.com/support

VEVOR[®]

TOUGH TOOLS, HALF PRICE

Techniczny Certyfikat wsparcia i e-gwarancji

www.vevor.com/support

ZESTAW DO BLOKOWANIA TAGÓW

INSTRUKCJA obsługi

MODEL: BD-B102

We continue to be committed to provide you tools with competitive price.

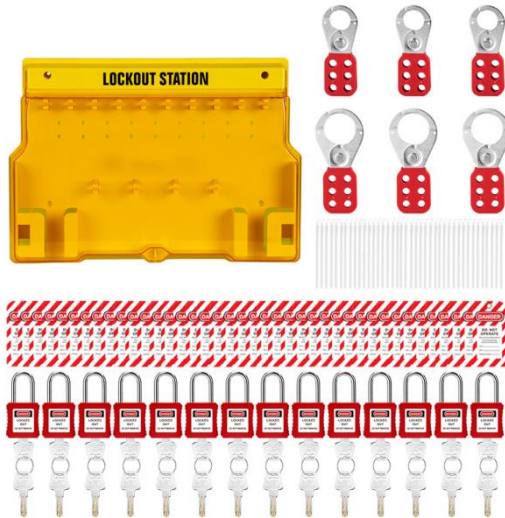
"Save Half", "Half Price" or any other similar expressions used by us only represents an estimate of savings you might benefit from buying certain tools with us compared to the major top brands and does not necessarily mean to cover all categories of tools offered by us. You are kindly reminded to verify carefully when you are placing an order with us if you are actually saving half in comparison with the top major brands.

VEVOR[®]

TOUGH TOOLS, HALF PRICE

LOCKOUT TAGOUT KIT

MODEL: BD-B102



NEED HELP? CONTACT US!

Have product questions? Need technical support? Please feel free to contact us:

Technical Support and E-Warranty Certificate
www.vevor.com/support

This is the original instruction, please read all manual instructions carefully before operating. VEVOR reserves a clear interpretation of our user manual. The appearance of the product shall be subject to the product you received. Please forgive us that we won't inform you again if there are any technology or software updates on our product.

SAFETY INSTRUCTIONS

OSTRZEŻENIE:

Przeczytaj ten materiał przed użyciem tego produktu. Niezastosowanie się do tego może spowodować poważne obrażenia.

Środki ostrożności podczas montażu

1. Montaż wyłącznie zgodnie z niniejszą instrukcją. Nieprawidłowy montaż może stworzyć zagrożenie.
2. Podczas montażu należy nosić okulary ochronne i rękawice robocze.
3. Utrzymuj miejsce zbiórki w czystości i dobrze oświetlone.
4. Podczas montażu trzymaj osoby postronne z dala od obszaru.
5. Nie należy montować, gdy jest się zmęczonym lub pod wpływem alkoholu, narkotyków lub leków.
6. Możliwości produktu dotyczą wyłącznie produktów prawidłowo i całkowicie zmontowanych.
7. Zmontuj na płaskiej, poziomej, twardej i gładkiej powierzchni, która może bezpiecznie utrzymać zestaw Lockout Tagout .
8. Dodatkowe informacje dotyczące części wymienionych na kolejnych stronach można znaleźć w schemacie montażu w niniejszej instrukcji. Rozpakuj i oddziel wszystkie części w czystym miejscu pracy.

Stosuj środki ostrożności

1. NIE SIEDŹ ANI NIE STAJ NA TYM PRZEDMIOCIE.
2. Ten produkt nie jest zabawką. Nie pozwalaj dzieciom bawić się tym przedmiotem lub w jego pobliżu.
3. Nie przekraczaj pojemności.
4. Używaj wyłącznie na płaskiej, równej, twardej i gładkiej powierzchni, która może bezpiecznie utrzymać w pełni obciążony zestaw blokujący .
5. Używaj wyłącznie zgodnie z przeznaczeniem.
6. Sprawdź przed każdym użyciem; nie używaj, jeśli części są luźne lub uszkodzone.

ZACHOWAJ TĘ INSTRUKCJĘ

PRODUCT PARAMETER

Model	BD-B102
Liczba zestawów _ _ _	60
Rozmiar produktu _	495*300*300mm


PARTS LIST

Nazwa	Kod	ilość
Połączona stacja blokad	B102	1
Kłódka bezpieczeństwa	G01 (2 klucze na zamek)	14
Blokada Tagout	P01	40
Zamknięcie ze stali powlekanej	K01	3
PA	K02	3
Opaska kablowa	/	40

INSTRUCTIONS

ŁĄCZONA STACJA BLOKAD

Wykonane z inżynierskiego plastikowego komputera PC, zintegrowana konstrukcja, mocne i trwałe



Kłódka bezpieczeństwa

Suitable for use in closed space, such as: chemical, Military, oil extraction and power industry



Steel shackle

With rewritable safety warning signs (can customize luminous PVC material, language, logo, department and so on)



Can print key number



Normal color: ●RED, ●YLW, ●BLU, ●GRN, ●ORG,

●PRP, ●BLK, ●WHT,

Other colors can be custom made.
Durable non-conductive PA lock body, withstand temperature from -20°C to 150°C, resistance of UV rays.



Copper cylinder



Zinc alloy cylinder

- Normal version, old version padlock (copper/ zinc alloy lock cylinder)
Key retention-the key cannot be pulled out in the open state, ensuring that the padlock will not be left behind
- New padlock (zinc alloy lock cylinder)

Self-rebound self-reset -lock shackle with self-elastic function
When the padlock is opened, the key is automatically reset to the initial position and the key can be removed.



PD 001 : red

(Jednostka: mm)

ZABLOKUJ TAGOUT

- Oznaczenie blokady można wykorzystać do całościowej kontroli sprzętu w celu ochrony pracowników przed wypadkami i sprzęt przed uszkodzeniami.
- Używaj z kłódką, aby przypomnieć, że urządzenie zostało zablokowane i nie można go obsługiwać. Tylko tak może być otwierane przez tego, który je zamyka. Dzięki temu ludzie wiedzą, kto je zamyka, i wiedzą, że grozi im niebezpieczeństwo obsługiwać urządzenie.
- Na etykiecie możesz zobaczyć „Niebezpieczeństwo/Nie używać/Uwaga” itp., a także „Nazwa / dział/Data” itp. puste do wypełnienia.
- Oferuj dostosowanie języka.



KLAPKA STALOWA POWLEKANA PA

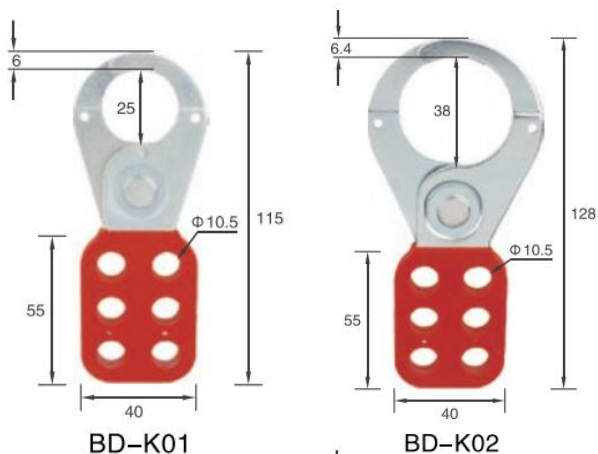
A. Wykonane z nylonu inżynierskiego, formowanego wtryskowo z tworzywa sztucznego PA, ocynkowane powierzchnia odporna na rdzę.

B. Średnica otworu zamka: 10,5 mm (2/5 cala).

C. Średnica szekli zamka: 25 mm (1 ") i 38 mm (1,5 ").

D. Takich jak wykonany na zamówienie materiał ze stali nierdzewnej, model z tyłu plus „S” .

Part Code	Description
BD-K01	Lock shackle 25mm(1")
BD-K02	Lock shackle 38mm (1.5")



Producent: Shanghaimuxinmuyeyouxiangongsi

Adres: Baoshanqu Shuangchenglu 803long 11hao 1602A-1609shi
Szanghaj

Import do AUS: SIHAO PTY LTD. 1 ROKEVA STREETEASTWOOD NSW
2122 Australia

Import do USA: Sanven Technology Ltd.

Apartament 250 , 9166 Anaheim Place, Rancho Cucamonga, Kalifornia
91730



SHUNSHUN GmbH
Römeräcker 9 Z2021,76351
Linkenheim-Hochstetten, Germany
euvertreter@gmail.com
+49 1727041930



Pooledas Group Ltd
Unit 5 Albert Edward House, The
Pavilions Preston, United Kingdom
pooledas123@gmail.com
Tel: 01772418127

Wyprodukowano w Chinach

VEVOR[®]

TOUGH TOOLS, HALF PRICE

Techniczny Certyfikat wsparcia i e-gwarancji

www.vevor.com/support

VEVOR[®]

TOUGH TOOLS, HALF PRICE

Technisch Support- und E-Garantiezertifikat

www.vevor.com/support

LOCKOUT-TAGOUT-KIT

Benutzerhandbuch _

MODELL: BD-B102

We continue to be committed to provide you tools with competitive price.

"Save Half", "Half Price" or any other similar expressions used by us only represents an estimate of savings you might benefit from buying certain tools with us compared to the major top brands and does not necessarily mean to cover all categories of tools offered by us. You are kindly reminded to verify carefully when you are placing an order with us if you are actually saving half in comparison with the top major brands.

VEVOR®

TOUGH TOOLS, HALF PRICE

LOCKOUT TAGOUT KIT

MODELL: BD-B102



NEED HELP? CONTACT US!

Have product questions? Need technical support? Please feel free to contact us:

Technical Support and E-Warranty Certificate
www.vevor.com/support

This is the original instruction, please read all manual instructions carefully before operating. VEVOR reserves a clear interpretation of our user manual. The appearance of the product shall be subject to the product you received. Please forgive us that we won't inform you again if there are any technology or software updates on our product.

SAFETY INSTRUCTIONS

WARNUNG:

Lesen Sie dieses Material, bevor Sie dieses Produkt verwenden. Andernfalls kann es zu schweren Verletzungen kommen.

Vorsichtsmaßnahmen bei der Montage

1. Montieren Sie es nur gemäß dieser Anleitung. Durch unsachgemäße Montage können Gefahren entstehen.
2. Tragen Sie bei der Montage eine Schutzbrille und Arbeitshandschuhe.
3. Halten Sie den Montagebereich sauber und gut beleuchtet.
4. Halten Sie Unbeteiligte während der Montage vom Bereich fern.
5. Nicht aufbauen, wenn Sie müde sind oder unter dem Einfluss von Alkohol, Drogen oder Medikamenten stehen.
6. Die Produkteigenschaften gelten nur für ordnungsgemäß und vollständig montierte Produkte.
7. Lockout-Tagout-Kit sicher tragen kann .
8. Weitere Informationen zu den auf den folgenden Seiten aufgeführten Teilen finden Sie im Montagediagramm dieser Anleitung. Packen Sie alle Teile aus und trennen Sie sie an einem sauberen Arbeitsplatz.

Treffen Sie Vorsichtsmaßnahmen

1. SITZEN ODER STEHEN SIE NICHT AUF DIESEM ARTIKEL.
2. Dieses Produkt ist kein Spielzeug. Erlauben Sie Kindern nicht, mit oder in der Nähe dieses Artikels zu spielen.
3. Überschreiten Sie nicht die Kapazitäten.
4. Lockout-Tagout-Kit sicher tragen kann .
5. Nur bestimmungsgemäß verwenden.
6. Vor jedem Gebrauch prüfen; Nicht verwenden, wenn Teile lose oder beschädigt sind.

Bewahren Sie dieses Handbuch auf

PRODUCT PARAMETER

Modell	BD-B102
Anzahl der Sätze _ _	60
Produktgröße _ _	495*300*300 mm

PARTS LIST

Name	Code	Menge
Kombinierte Sperrstation	B102	1
Sicherheitsvorhängeschloss	G01 (2 Schlüssel pro Schloss)	14
Lockout-Tagout	P01	40
Überfalle aus PA-beschichtetem	K01	3
Stahl	K02	3
Kabelbinder	/	40

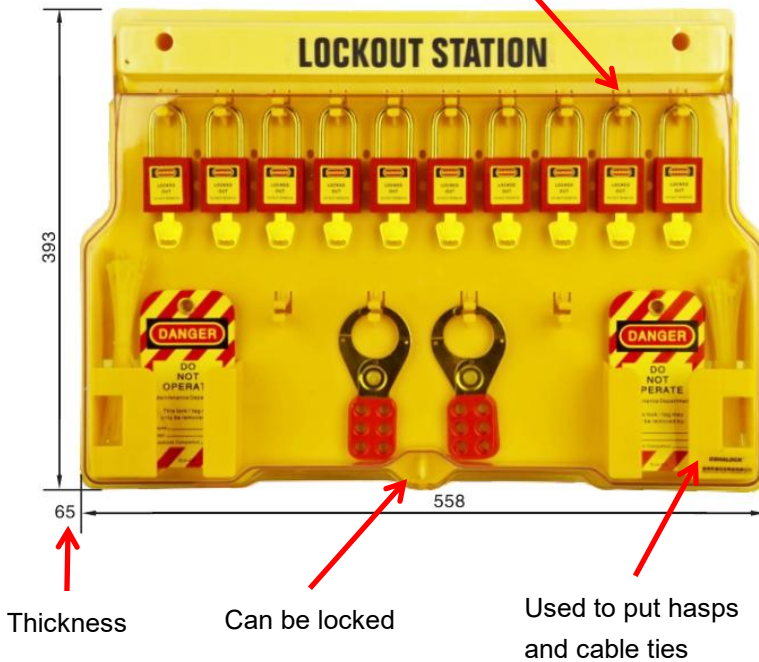
INSTRUCTIONS

KOMBINIERTE VERRIEGELUNGSSTATION

Hergestellt aus technischem Kunststoff-PC, integriertes Design, robust und langlebig

Used to hang safety padlock or hasp

B102



SICHERHEITS-VORHÄNGESCHLOSS

Suitable for use in closed space, such as: chemical, Military, oil extraction and power industry



Steel shackle

With rewritable safety warning signs (can customize luminous PVC material, language, logo, department and so on)



Can print key number



Normal color: ●RED, ●YLW, ●BLU, ●GRN, ●ORG, ●PRP, ●BLK, ●WHT,

Other colors can be custom made.
Durable non-conductive PA lock body, withstand temperature from -20°C to 150°C, resistance of UV rays.



Copper cylinder



Zinc alloy cylinder

- Normal version, old version padlock (copper/ zinc alloy lock cylinder)
Key retention-the key cannot be pulled out in the open state, ensuring that the padlock will not be left behind
- New padlock (zinc alloy lock cylinder)

Self-rebound self-reset -lock shackle with self-elastic function
When the padlock is opened, the key is automatically reset to the initial position and the key can be removed.



BD C01 · red

(Einheit: mm)

SPERR -TAGOUT

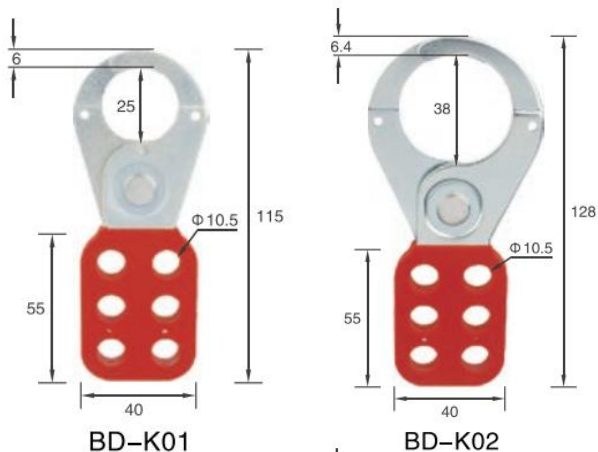
- Lockout-Tagout kann für eine ganzheitliche Steuerung der Ausrüstung eingesetzt werden, um Arbeiter vor Unfällen zu schützen und Ausrüstung vor Beschädigungen.
- Verwendung mit Vorhängeschloss, um daran zu erinnern, dass das Gerät gesperrt wurde und nicht bedient werden kann. Es kann nur sein von demjenigen geöffnet, der es verschließt. Es ermöglicht den Leuten zu wissen, wer es verriegelt und dass sie wissen, dass es eine Gefahr für sie darstellt das Gerät bedienen.
- Auf dem Etikett können Sie „Gefahr/Nicht bedienen/Vorsicht“ usw. als Sicherheitswarntext und auch „Name / Abteilung/Datum“ usw. sehen, damit Sie es ausfüllen können.
- Bieten Sie Sprachanpassungen an.



PA-BESCHICHTETE STAHLHASP

- A. Hergestellt aus technischem Kunststoff-Nylon-PA-Spritzguss, verzinkt rostfreie Oberfläche.
- B. Durchmesser des Schlosslochs: 10,5 mm (2/5 Zoll).
- C. Durchmesser des Schlossbügels: 25 mm (1 Zoll) und 38 mm (1,5 Zoll).
- D. Wie zum Beispiel maßgeschneidertes Edelstahlmaterial, das Modell dahinter plus „S “.

Part Code	Description
BD-K01	Lock shackle 25mm(1")
BD-K02	Lock shackle 38mm (1.5")



Hersteller: Shanghaimuxinmuyeyouxiangongsi

Adresse: Baoshanqu Shuangchenglu 803long 11hao 1602A-1609shi
Shanghai

Importiert nach AUS: SIHAO PTY LTD. 1 ROKEVA STREETEASTWOOD
NSW 2122 Australien

Importiert in die USA: Sanven Technology Ltd.
Suite 250 , 9166 Anaheim Place, Rancho Cucamonga, CA 91730



SHUNSHUN GmbH
Römeräcker 9 Z2021,76351
Linkenheim-Hochstetten, Germany
euvertreter@gmail.com
+49 1727041930



Pooledas Group Ltd
Unit 5 Albert Edward House, The
Pavilions Preston, United Kingdom
pooledas123@gmail.com
Tel: 01772418127

In China hergestellt

VEVOR[®]

TOUGH TOOLS, HALF PRICE

Technisch Support- und E-Garantiezertifikat

www.vevor.com/support

VEVOR[®]

TOUGH TOOLS, HALF PRICE

Technisch Ondersteuning en e-garantiecertificaat

www.vevor.com/support

LOCKOUT TAGOUT-SET

Handleiding _

MODEL: BD-B102

We continue to be committed to provide you tools with competitive price.

"Save Half", "Half Price" or any other similar expressions used by us only represents an estimate of savings you might benefit from buying certain tools with us compared to the major top brands and does not necessarily mean to cover all categories of tools offered by us. You are kindly reminded to verify carefully when you are placing an order with us if you are actually saving half in comparison with the top major brands.

VEVOR®

TOUGH TOOLS, HALF PRICE

LOCKOUT TAGOUT KIT

MODEL: BD-B102



NEED HELP? CONTACT US!

Have product questions? Need technical support? Please feel free to contact us:

Technical Support and E-Warranty Certificate
www.vevor.com/support

This is the original instruction, please read all manual instructions carefully before operating. VEVOR reserves a clear interpretation of our user manual. The appearance of the product shall be subject to the product you received. Please forgive us that we won't inform you again if there are any technology or software updates on our product.

SAFETY INSTRUCTIONS

WAARSCHUWING:

Lees dit materiaal voordat u dit product gebruikt. Als u dit niet doet, kan dit leiden tot ernstig letsel.

Vorzorgsmaatregelen voor montage

1. Monteer uitsluitend volgens deze instructies. Onjuiste montage kan gevaren veroorzaken.
2. Draag tijdens de montage een veiligheidsbril en werkhandschoenen.
3. Houd de verzamelplaats schoon en goed verlicht.
4. Houd omstanders tijdens de montage uit de buurt.
5. Niet monteren als u moe bent of onder invloed bent van alcohol, drugs of medicijnen.
6. De productmogelijkheden zijn alleen van toepassing op correct en volledig gemonteerde producten.
7. Lockout Tagout Kit veilig kan ondersteunen .
8. Voor aanvullende informatie over de onderdelen die op de volgende pagina's worden vermeld, verwijzen wij u naar het montageschema van deze handleiding. Pak alle onderdelen uit en scheid ze van elkaar op een schone werkplek.

Gebruik voorzorgsmaatregelen

1. ZIT OF STA NIET OP DIT ITEM.
2. Dit product is geen speelgoed. Laat kinderen niet met of in de buurt van dit artikel spelen.
3. Overschrijd de capaciteiten niet.
4. Lockout Tagout Kit veilig kan ondersteunen .
5. Alleen gebruiken zoals bedoeld.
6. Inspecteer vóór elk gebruik; niet gebruiken als onderdelen los of beschadigd zijn.

BEWAAR DEZE HANDLEIDING

PRODUCT PARAMETER

Model	BD-B102
Aantal sets _ _ _	60
Product grootte _	495*300*300 mm

PARTS LIST

Naam	Code	aantal
Gecombineerd blokkeerstation	B102	1
Veiligheidshangslot	G01 (2 sleutels per slot)	14
Lockout Tagout	P01	40
PA-gecoate stalen beugel	K01	3
	K02	3
Kabelbinder	/	40

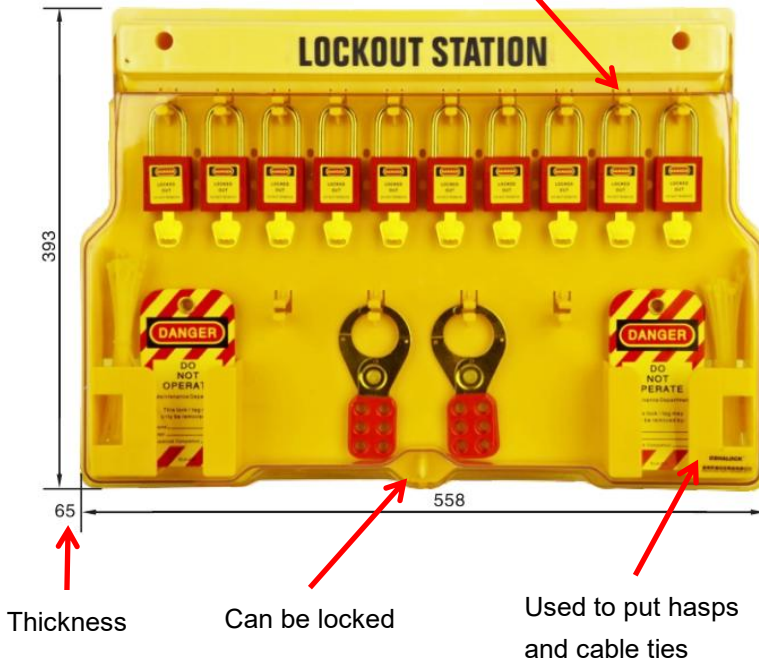
INSTRUCTIONS

GECOMBINEERD LOCKOUT-STATION

Gemaakt van technische kunststof PC, geïntegreerd ontwerp, sterk en duurzaam

Used to hang safety padlock or hasp

B102



VEILIGHEIDSHANGSLOT

Suitable for use in closed space, such as: chemical, Military, oil extraction and power industry



With rewritable safety warning signs (can customize luminous PVC material, language, logo, department and so on)



Normal color: ●RED, ●YLW, ●BLU, ●GRN, ●ORG, ●PRP, ●BLK, ●WHT,

Other colors can be custom made. Durable non-conductive PA lock body, withstand temperature from -20°C to 150°C, resistance of UV rays.



- Normal version, old version padlock (copper/ zinc alloy lock cylinder) Key retention-the key cannot be pulled out in the open state, ensuring that the padlock will not be left behind
- New padlock (zinc alloy lock cylinder)

Self-rebound self-reset -lock shackle with self-elastic function When the padlock is opened, the key is automatically reset to the initial position and the key can be removed.



PD-C01- red

(Eenheid: mm)

VERGRENDELING TAGOUT

- Lockout-tagout kan worden gebruikt voor een holistische controle van de apparatuur om werknemers tegen ongevallen te beschermen en apparatuur tegen schade.
- Gebruik het met een hangslot om eraan te herinneren dat het apparaat is vergrendeld en niet kan worden bediend. Dat kan alleen maar zo zijn geopend door degene die het op slot doet. Hierdoor kunnen mensen weten wie de deur op slot heeft gedaan en weten ze dat er gevaar voor bestaat het apparaat bedienen.
- Op de tag ziet u de tekst 'Gevaar/Niet bedienen/let op' enz., de beveiligingswaarschuwing en ook 'Naam / afdeling/Datum' enz. is leeg, zodat u dit kunt invullen.
- Bied taalaanpassing aan.



PA GECOAT STALEN HASP

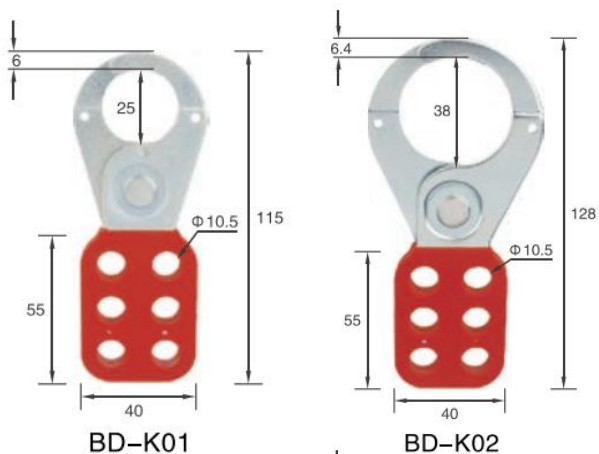
A. Gemaakt van technisch kunststof nylon PA-spuitsieten, gegalvaniseerd roestvrij oppervlak.

B. Diameter slotgat: 10,5 mm (2/5 ").

C. Diameter slotbeugel: 25 mm (1 ") en 38 mm (1,5 ").

D. Zoals op maat gemaakt roestvrij staal materiaal, het model erachter plus "S".

Part Code	Description
BD-K01	Lock shackle 25mm(1")
BD-K02	Lock shackle 38mm (1.5")



Fabrikant: Shanghaimuxinmuyeyouxiangongsi

Adres: Baoshanqu Shuangchenglu 803long 11hao 1602A-1609shi
Shanghai

Geïmporteerd naar AUS: SIHAO PTY LTD. 1 ROKEVA
STREETEASTWOOD NSW 2122 Australië

Geïmporteerd naar de VS: Sanven Technology Ltd.
Suite 250 , 9166 Anaheim Place, Rancho Cucamonga, CA 91730



SHUNSHUN GmbH
Römeräcker 9 Z2021,76351
Linkenheim-Hochstetten, Germany
euvertreter@gmail.com
+49 1727041930



Pooledas Group Ltd
Unit 5 Albert Edward House, The
Pavilions Preston, United Kingdom
pooledas123@gmail.com
Tel: 01772418127

Gemaakt in China

VEVOR[®]

TOUGH TOOLS, HALF PRICE

Technisch Ondersteuning en e-garantiecertificaat

www.vevor.com/support

VEVOR[®]

TOUGH TOOLS, HALF PRICE

Technique Assistance et certificat de garantie électronique

www.vevor.com/support

KIT DE VERROUILLAGE ET

D'ÉTIQUETAGE

de L'UTILISATEUR

MODÈLE : BD-B102

We continue to be committed to provide you tools with competitive price.


"Save Half", "Half Price" or any other similar expressions used by us only represents an estimate of savings you might benefit from buying certain tools with us compared to the major top brands and does not necessarily mean to cover all categories of tools offered by us. You are kindly reminded to verify carefully when you are placing an order with us if you are actually saving half in comparison with the top major brands.

VEVOR®

TOUGH TOOLS, HALF PRICE

LOCKOUT TAGOUT KIT

MODÈLE : BD-B102



NEED HELP? CONTACT US!

Have product questions? Need technical support? Please feel free to contact us:

Technical Support and E-Warranty Certificate
www.vevor.com/support

This is the original instruction, please read all manual instructions carefully before operating. VEVOR reserves a clear interpretation of our user manual. The appearance of the product shall be subject to the product you received. Please forgive us that we won't inform you again if there are any technology or software updates on our product.

SAFETY INSTRUCTIONS

AVERTISSEMENT:

Lisez ce document avant d'utiliser ce produit. Ne pas le faire peut entraîner des blessures graves.

Précautions de montage

1. Assemblez uniquement selon ces instructions. Un assemblage incorrect peut créer des dangers.
2. Portez des lunettes de sécurité et des gants de travail pendant l'assemblage.
3. Gardez la zone de rassemblement propre et bien éclairée.
4. Gardez les spectateurs hors de la zone pendant l' assemblage.
5. Ne vous rassemblez pas lorsque vous êtes fatigué ou sous l' influence de l' alcool, de drogues ou de médicaments.
6. Les capacités du produit s'appliquent uniquement aux produits correctement et complètement assemblés.
7. Assemblez-le sur une surface plane, de niveau, dure et lisse, capable de supporter en toute sécurité le kit de consignation et d'étiquetage .
8. Pour plus d'informations concernant les pièces répertoriées dans les pages suivantes, veuillez vous référer au schéma d'assemblage de ce manuel. Déballez et séparez toutes les pièces dans une zone de travail propre.

Utiliser des précautions

1. NE PAS ÊTRE ASSIS OU DEBOUT SUR CET ARTICLE.
2. Ce produit n'est pas un jouet. Ne laissez pas les enfants jouer avec ou à proximité de cet article.
3. Ne dépassez pas les capacités.
4. kit de verrouillage et d'étiquetage entièrement chargé .
5. Utiliser uniquement comme prévu.

6. Inspectez avant chaque utilisation ; ne pas utiliser si les pièces sont desserrées ou endommagées.

CONSERVEZ CE MANUEL

PRODUCT PARAMETER

Modèle	BD-B102
Nombre d' ensembles _ _	60
Taille du produit	495*300*300 millimètres

PARTS LIST

Nom	Code	quantité
Poste de consignation combiné	B102	1
Cadenas de sécurité	G01 (2 clés par serrure)	14
Consignation de verrouillage	P01	40
Moraillon en acier revêtu de PA	K01	3
	K02	3
Attache de câble	/	40

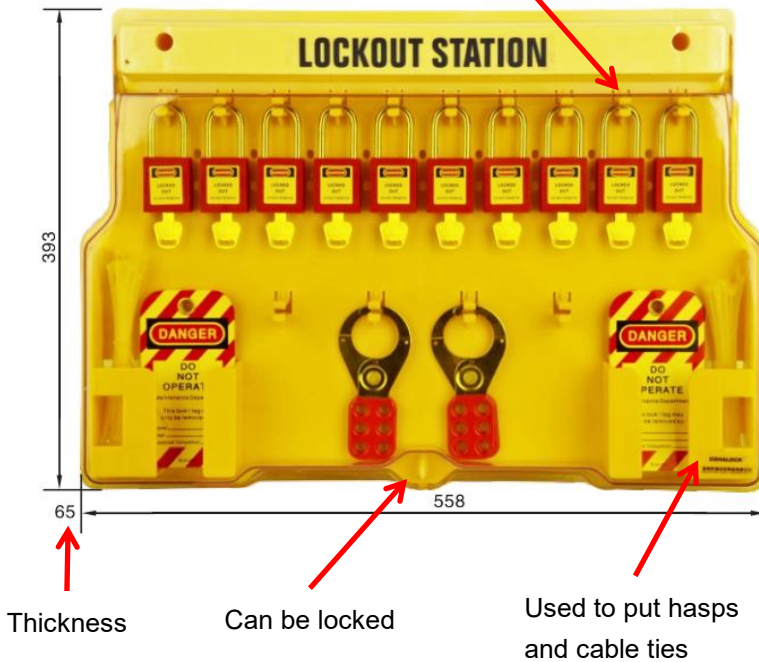
INSTRUCTIONS

STATION DE CONVERTISSEMENT COMBINÉE

Fabriqué à partir de PC en plastique technique, conception intégrée, solide et durable

Used to hang safety padlock or hasp

B102



CADENAS DE SÉCURITÉ

Suitable for use in closed space, such as: chemical, Military, oil extraction and power industry



Steel shackle

With rewritable safety warning signs (can customize luminous PVC material, language, logo, department and so on)



Can print key number



Normal color: ●RED, ●YLW, ●BLU, ●GRN, ●ORG, ●PRP, ●BLK, ●WHT,

Other colors can be custom made.
Durable non-conductive PA lock body, withstand temperature from -20°C to 150°C, resistance of UV rays.



Copper cylinder



Zinc alloy cylinder

- Normal version, old version padlock (copper/ zinc alloy lock cylinder)
Key retention-the key cannot be pulled out in the open state, ensuring that the padlock will not be left behind
- New padlock (zinc alloy lock cylinder)

Self-rebound self-reset -lock shackle with self-elastic function
When the padlock is opened, the key is automatically reset to the initial position and the key can be removed.



BD C01 · red

(Unité: mm)

ÉTIQUETAGE DE VERROUILLAGE

- Le verrouillage et l'étiquetage peuvent être utilisés pour effectuer un contrôle holistique de l'équipement afin de protéger les travailleurs contre les accidents. et l'équipement contre les dommages.
- Utiliser avec un cadenas pour rappeler que l'appareil a été verrouillé et ne peut pas être utilisé. Cela ne peut être que ouvert par celui qui le verrouille. Cela permet aux gens de savoir qui le verrouille et de savoir qu'il y a un danger pour faire fonctionner l'appareil.
- Sur l'étiquette, vous pouvez voir « Danger/Ne pas utiliser/Attention », etc., un langage d'avertissement de sécurité et également « Nom / département/Date », etc., vide à remplir.
- Offrez une personnalisation de la langue.



Morillon en acier enduit de PA

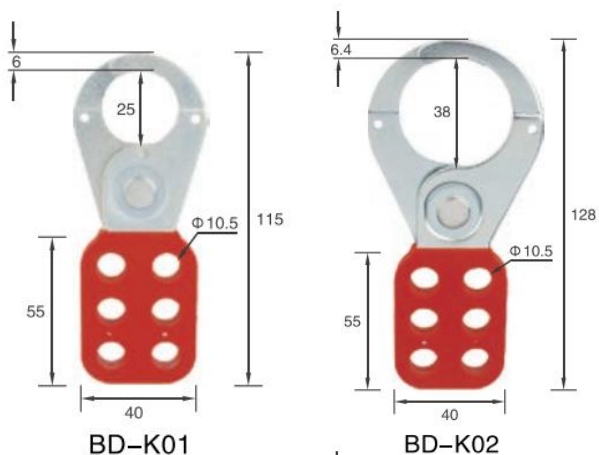
un. Fabriqué à partir de plastique d'ingénierie moulé par injection de nylon PA, galvanisé
surface antirouille.

b. Diamètre du trou de verrouillage: 10,5 mm (2/5 ").

c. Diamètre de la manille de verrouillage: 25 mm (1 ") et 38 mm (1,5 ").

d. Comme le matériau en acier inoxydable sur mesure, le modèle derrière plus « S ».

Part Code	Description
BD-K01	Lock shackle 25mm(1")
BD-K02	Lock shackle 38mm (1.5")



Fabricant : Shanghaimuxinmuyeyouxiangongsi

Adresse : Baoshanqu Shuangchenglu 803long 11hao 1602A-1609shi
Shanghai

Importé en Australie : SIHAO PTY LTD. 1 ROKEVA STREETASTWOOD
NSW 2122 Australie

Importé aux États-Unis : Sanven Technology Ltd.
Suite 250 , 9166 Anaheim Place, Rancho Cucamonga, CA 91730



SHUNSHUN GmbH
Römeräcker 9 Z2021,76351
Linkenheim-Hochstetten, Germany
euvertreter@gmail.com
+49 1727041930



Pooledas Group Ltd
Unit 5 Albert Edward House, The
Pavilions Preston, United Kingdom
pooledas123@gmail.com
Tel: 01772418127

Fabriqué en Chine

VEVOR[®]

TOUGH TOOLS, HALF PRICE

Technique Assistance et certificat de garantie électronique

www.vevor.com/support

VEVOR[®]

TOUGH TOOLS, HALF PRICE

Técnico Certificado de soporte y garantía electrónica

www.vevor.com/support

KIT DE BLOQUEO Y ETIQUETADO

MANUAL DE usuario

MODELO: BD-B102

We continue to be committed to provide you tools with competitive price.

"Save Half", "Half Price" or any other similar expressions used by us only represents an estimate of savings you might benefit from buying certain tools with us compared to the major top brands and does not necessarily mean to cover all categories of tools offered by us. You are kindly reminded to verify carefully when you are placing an order with us if you are actually saving half in comparison with the top major brands.

VEVOR®

TOUGH TOOLS, HALF PRICE

LOCKOUT TAGOUT KIT

MODELO: BD-B102



NEED HELP? CONTACT US!

Have product questions? Need technical support? Please feel free to contact us:

Technical Support and E-Warranty Certificate
www.vevor.com/support

This is the original instruction, please read all manual instructions carefully before operating. VEVOR reserves a clear interpretation of our user manual. The appearance of the product shall be subject to the product you received. Please forgive us that we won't inform you again if there are any technology or software updates on our product.

SAFETY INSTRUCTIONS

ADVERTENCIA:

Lea este material antes de usar este producto. De lo contrario, se pueden producir lesiones graves.

Precauciones de montaje

1. Ensamble únicamente de acuerdo con estas instrucciones. Un montaje inadecuado puede crear peligros.
2. Utilice gafas de seguridad y guantes de trabajo durante el montaje.
3. Mantenga el área de reunión limpia y bien iluminada.
4. Mantenga a los transeúntes fuera del área durante el montaje.
5. No se reúna cuando esté cansado o bajo la influencia de alcohol, drogas o medicamentos.
6. Las capacidades del producto se aplican únicamente a productos ensamblados de manera adecuada y completa.
7. Ensamble sobre una superficie plana, nivelada, dura y lisa capaz de soportar de manera segura el kit de bloqueo y etiquetado .
8. Para obtener información adicional sobre las piezas enumeradas en las siguientes páginas, consulte el diagrama de montaje de este manual. Desenvuelva y separe todas las piezas en un área de trabajo limpia.

Use precauciones

1. NO SE SIENTE NI SE PARE SOBRE ESTE ARTÍCULO.
2. Este producto no es un juguete. No permita que los niños jueguen con este artículo o cerca de él.
3. No exceda las capacidades.
4. Úselo únicamente sobre una superficie plana, nivelada, dura y lisa capaz de soportar de manera segura un kit de bloqueo y etiquetado completamente cargado .
5. Úselo únicamente según lo previsto.
6. Inspeccionar antes de cada uso; no lo utilice si las piezas están sueltas o dañadas.

GUARDE ESTE MANUAL

PRODUCT PARAMETER

Modelo	BD-B102
Número de conjuntos __	60
Tamaño del producto	495*300*300 milímetros

PARTS LIST

Nombre	Código	cantida d
Estación de bloqueo combinada	B102	1
Candado de seguridad	G01 (2 llaves por cerradura)	14
Bloqueo y etiquetado	P01	40
Cerrojo de acero recubierto de PA	K01	3
	K02	3
Brida	/	40

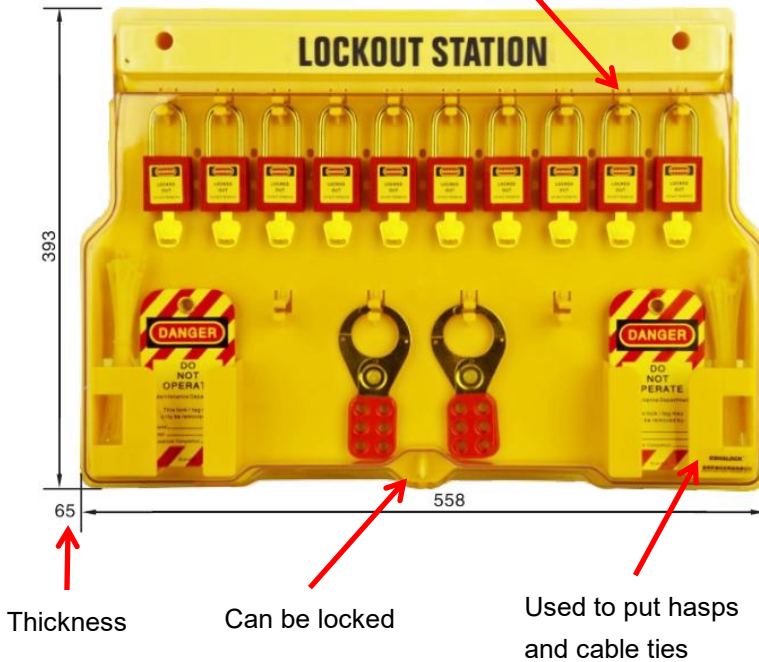
INSTRUCTIONS

ESTACIÓN DE BLOQUEO COMBINADA

Hecho de PC de plástico de ingeniería, diseño integrado, resistente y duradero.

Used to hang safety padlock or hasp

B102



CANDADO DE SEGURIDAD

Suitable for use in closed space, such as: chemical, Military, oil extraction and power industry



With rewritable safety warning signs (can customize luminous PVC material, language, logo, department and so on)



Normal color: ●RED, ●YLW, ●BLU, ●GRN, ●ORG, ●PRP, ●BLK, ●WHT,

Other colors can be custom made. Durable non-conductive PA lock body, withstand temperature from -20°C to 150°C, resistance of UV rays.



- Normal version, old version padlock (copper/ zinc alloy lock cylinder)
Key retention-the key cannot be pulled out in the open state, ensuring that the padlock will not be left behind
- New padlock (zinc alloy lock cylinder)

Self-rebound self-reset -lock shackle with self-elastic function
When the padlock is opened, the key is automatically reset to the initial position and the key can be removed.



PD-C01- red

(Unidad: mm)

Y ETIQUETADO

- El bloqueo y etiquetado se puede utilizar para realizar un control integral del equipo para proteger a los trabajadores contra accidentes. y equipos contra daños.
- Úselo con candado para recordar que el dispositivo ha sido bloqueado y no se puede operar. Sólo puede ser abierto por quien lo cierra. Permite a las personas saber quién lo bloquea y saber que es peligroso para operar el dispositivo.
- En la etiqueta, puede ver el lenguaje de advertencia de seguridad "Peligro/No operar/precaución", etc., y también "Nombre / Departamento/Fecha", etc. en blanco para que lo complete.
- Ofrecer personalización de idioma.



CERROJO DE ACERO RECUBIERTO DE PA

a. Hecho de plástico de ingeniería moldeado por inyección de nailon PA, galvanizado

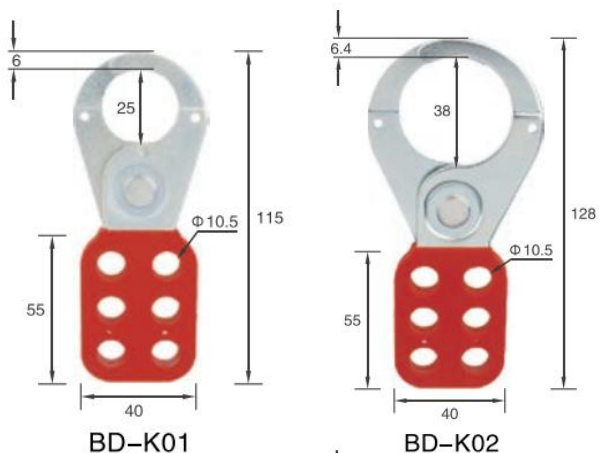
superficie inoxidable.

b. Diámetro del orificio de bloqueo: 10,5 mm (2/5 ").

C. Diámetro del grillete de bloqueo: 25 mm (1 ") y 38 mm (1,5 ").

d. Como el material de acero inoxidable hecho a medida, el modelo detrás más "S".

Part Code	Description
BD-K01	Lock shackle 25mm(1")
BD-K02	Lock shackle 38mm (1.5")



Fabricante: Shanghaimuxinmuyeyouxiangongsi

Dirección: Baoshanqu Shuangchenglu 803long 11hao 1602A-1609shi
Shanghai

Importado a AUS: SIHAO PTY LTD. 1 ROKEVA STREET ASTWOOD
NSW 2122 Australia

Importado a EE. UU.: Sanven Technology Ltd.
Suite 250 , 9166 Anaheim Place, Rancho Cucamonga, CA 91730



SHUNSHUN GmbH
Römeräcker 9 Z2021,76351
Linkenheim-Hochstetten, Germany
euvertreter@gmail.com
+49 1727041930



Pooledas Group Ltd
Unit 5 Albert Edward House, The
Pavilions Preston, United Kingdom
pooledas123@gmail.com
Tel: 01772418127

Hecho en china

VEVOR[®]
TOUGH TOOLS, HALF PRICE

Técnico Certificado de soporte y garantía electrónica
www.vevor.com/support

VEVOR[®]

TOUGH TOOLS, HALF PRICE

Teknisk Support och e-garanticertifikat

www.vevor.com/support

LOCKOUT TAGOUT KIT

Användarmanual _

MODELL: BD-B102

We continue to be committed to provide you tools with competitive price.

"Save Half", "Half Price" or any other similar expressions used by us only represents an estimate of savings you might benefit from buying certain tools with us compared to the major top brands and does not necessarily mean to cover all categories of tools offered by us. You are kindly reminded to verify carefully when you are placing an order with us if you are actually saving half in comparison with the top major brands.

VEVOR®

TOUGH TOOLS, HALF PRICE

LOCKOUT TAGOUT KIT

MODELL: BD-B102



NEED HELP? CONTACT US!

Have product questions? Need technical support? Please feel free to contact us:

Technical Support and E-Warranty Certificate
www.vevor.com/support

This is the original instruction, please read all manual instructions carefully before operating. VEVOR reserves a clear interpretation of our user manual. The appearance of the product shall be subject to the product you received. Please forgive us that we won't inform you again if there are any technology or software updates on our product.

SAFETY INSTRUCTIONS

WARNING:

Läs detta material innan du använder denna produkt. Underlåtenhet att göra det kan resultera i allvarliga skador.

Försiktighetsåtgärder vid montering

1. Montera endast enligt dessa instruktioner. Felaktig montering kan skapa faror.
2. Använd skyddsglasögon och arbetshandskar vid montering.
3. Håll monteringsområdet rent och väl upplyst.
4. Håll åskådare borta från området under monteringen.
5. Sätt dig inte ihop när du är trött eller påverkad av alkohol, droger eller mediciner.
6. Produktens egenskaper gäller endast för korrekt och färdigmonterade produkter.
7. Montera på en plan, jämn, hård och slät yta som säkert kan stödja Lockout Tagout Kit .
8. För ytterligare information om delarna som listas på följande sidor, se monteringsdiagrammet i denna manual. Packa upp och separera alla delar på ett rent arbetsområde.

Använd försiktighetsåtgärder

1. SIT ELLER STÅ INTE PÅ DETTA FÖREMÅL.
2. Denna produkt är inte en leksak. Låt inte barn leka med eller nära detta föremål.
3. Överskrid inte kapaciteten.
4. Använd endast på en plan, jämn, hård och slät yta som säkert kan bära upp ett fullt laddat Lockout Tagout Kit .
5. Använd endast som avsett.
6. Inspektera före varje användning; Använd inte om delar är lösa eller skadade.

SPARA DENNA MANUAL

PRODUCT PARAMETER

Modell	BD-B102
Antal O f S ets	60
Produktstorlek _ _	495*300*300 mm

PARTS LIST

namn	Koda	antal
Kombinerad lockoutstation	B102	1
Säkerhetshänglås	G01 (2 nycklar per lås)	14
Lockout Tagout	P01	40
PA-belagd stålhasp	K01	3
	K02	3
Buntband	/	40

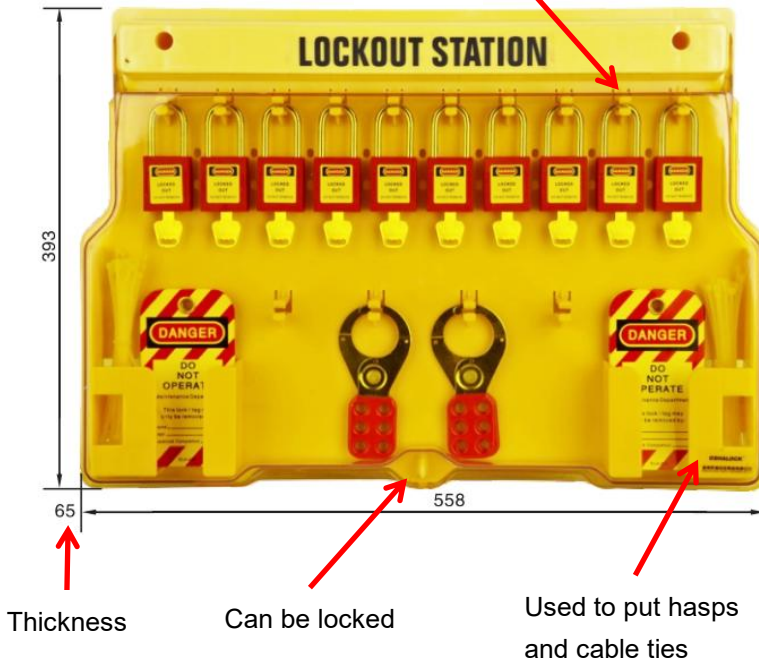
INSTRUCTIONS

KOMBINERAD LOCKOUT STATION

Tillverkad av teknisk plast PC, integrerad design, stark och hållbar

Used to hang safety padlock or hasp

B102



SÄKERHETSHÄNGLÅS

Suitable for use in closed space, such as: chemical, Military, oil extraction and power industry



With rewritable safety warning signs (can customize luminous PVC material, language, logo, department and so on)



Normal color: ●RED, ●YLW, ●BLU, ●GRN, ●ORG, ●PRP, ●BLK, ●WHT,

Other colors can be custom made. Durable non-conductive PA lock body, withstand temperature from -20°C to 150°C, resistance of UV rays.



- Normal version, old version padlock (copper/ zinc alloy lock cylinder)
Key retention-the key cannot be pulled out in the open state, ensuring that the padlock will not be left behind
- New padlock (zinc alloy lock cylinder)

Self-rebound self-reset -lock shackle with self-elastic function
When the padlock is opened, the key is automatically reset to the initial position and the key can be removed.



PD-C01- red

(Enhet: mm)

L OCKOUT TAGOUT

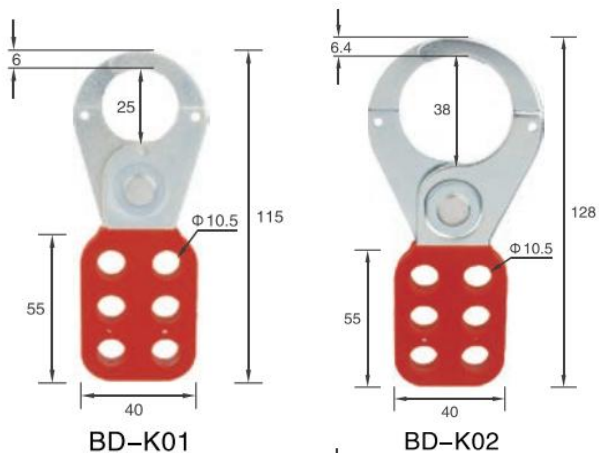
- Lockout-tagout kan användas för att göra en holistisk kontroll av utrustningen för att skydda arbetare från olyckor och utrustning från skada.
- Använd med hänglås för att påminna om att enheten är låst och inte kan användas. Det kan bara vara öppnas av den som låser den. Det gör det möjligt för människor att veta vem som låser den och så att de vet att det är en fara använda enheten.
- På taggen kan du se "Fara/Använd inte/försiktighet" etc säkerhetsvarningspråk och även "Namn / avdelning/Datum" etc tomt för dig att fylla i.
- Erbjud språkanpassning.



PA BELAGD STÅL HASP

- a. Tillverkad av Engineering plast nylon PA formsprutning, galvaniserad rostsäker yta.
- b. Låshålets diameter: 10,5 mm (2/5 tum).
- c. Låsbygeldiameter: 25 mm (1 tum) & 38 mm (1,5 tum).
- d. Såsom specialtillverkat material i rostfritt stål, modellen bakom plus "S".

Part Code	Description
BD-K01	Lock shackle 25mm(1")
BD-K02	Lock shackle 38mm (1.5")



Tillverkare: Shanghaimuxinmuyeyouxiangongsi

Adress: Baoshanqu Shuangchenglu 803long 11hao 1602A-1609shi
Shanghai

Importerad till AUS: SIHAO PTY LTD. 1 ROKEVA STREETEASTWOOD
NSW 2122 Australien

Importerad till USA: Sanven Technology Ltd.
Suite 250 , 9166 Anaheim Place, Rancho Cucamonga, CA 91730



SHUNSHUN GmbH
Römeräcker 9 Z2021,76351
Linkenheim-Hochstetten, Germany
euvertreter@gmail.com
+49 1727041930



Pooledas Group Ltd
Unit 5 Albert Edward House, The
Pavilions Preston, United Kingdom
pooledas123@gmail.com
Tel: 01772418127

Tillverkad i Kina

VEVOR[®]

TOUGH TOOLS, HALF PRICE

Teknisk Support och e-garanticertifikat

www.vevor.com/support

VEVOR[®]

TOUGH TOOLS, HALF PRICE

Tecnico Supporto e certificato di garanzia elettronica

www.vevor.com/support

KIT DI TAGOUT DI BLOCCO

MANUALE D' uso

MODELLO: BD-B102

We continue to be committed to provide you tools with competitive price.

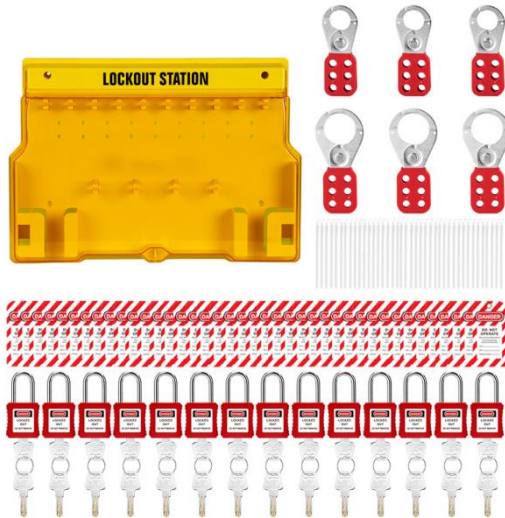
"Save Half", "Half Price" or any other similar expressions used by us only represents an estimate of savings you might benefit from buying certain tools with us compared to the major top brands and does not necessarily mean to cover all categories of tools offered by us. You are kindly reminded to verify carefully when you are placing an order with us if you are actually saving half in comparison with the top major brands.

VEVOR®

TOUGH TOOLS, HALF PRICE

LOCKOUT TAGOUT KIT

MODELLO: BD-B102



NEED HELP? CONTACT US!

Have product questions? Need technical support? Please feel free to contact us:

Technical Support and E-Warranty Certificate
www.vevor.com/support

This is the original instruction, please read all manual instructions carefully before operating. VEVOR reserves a clear interpretation of our user manual. The appearance of the product shall be subject to the product you received. Please forgive us that we won't inform you again if there are any technology or software updates on our product.

SAFETY INSTRUCTIONS

AVVERTIMENTO:

Leggere questo materiale prima di utilizzare questo prodotto. In caso contrario si potrebbero causare lesioni gravi.

Precauzioni per il montaggio

1. Assemblare solo secondo queste istruzioni. Un montaggio improprio può creare pericoli.
2. Indossare occhiali di sicurezza e guanti da lavoro durante il montaggio.
3. Mantenere l'area di assemblaggio pulita e ben illuminata.
4. Tenere gli astanti lontani dall'area durante il montaggio.
5. Non montare in caso di stanchezza o sotto l'effetto di alcol, droghe o farmaci.
6. Le funzionalità del prodotto si applicano solo ai prodotti correttamente e completamente assemblati.
7. Montare su una superficie piana, livellata, dura e liscia in grado di sostenere in modo sicuro il kit di lockout tagout .
8. Per ulteriori informazioni riguardanti le parti elencate nelle pagine seguenti, fare riferimento allo Schema di Montaggio di questo manuale. Scartare e separare tutte le parti in un'area di lavoro pulita.

Usare precauzioni

1. **NON SEDERSI O STARE IN PIEDI SU QUESTO ARTICOLO.**
2. Questo prodotto non è un giocattolo. Non permettere ai bambini di giocare con o vicino a questo oggetto.
3. Non superare le capacità.
4. Utilizzare solo su una superficie piana, livellata, dura e liscia in grado di supportare in sicurezza un kit di lockout tagout completamente caricato .
5. Utilizzare solo come previsto.
6. Ispezionare prima di ogni utilizzo; non utilizzare se le parti sono allentate o danneggiate.

CONSERVA QUESTO MANUALE

PRODUCT PARAMETER

Modello	BD-B102
Numero di set __	60
Taglia del prodotto	495*300*300mm

PARTS LIST

Nome	Codice	quantit à
Stazione di lockout combinata	B102	1
Lucchetto di sicurezza	G01 (2chiavi per serratura)	14
Tagout di blocco	P01	40
Chiusura in acciaio rivestito in PA	K01	3
	K02	3
Fascetta	/	40

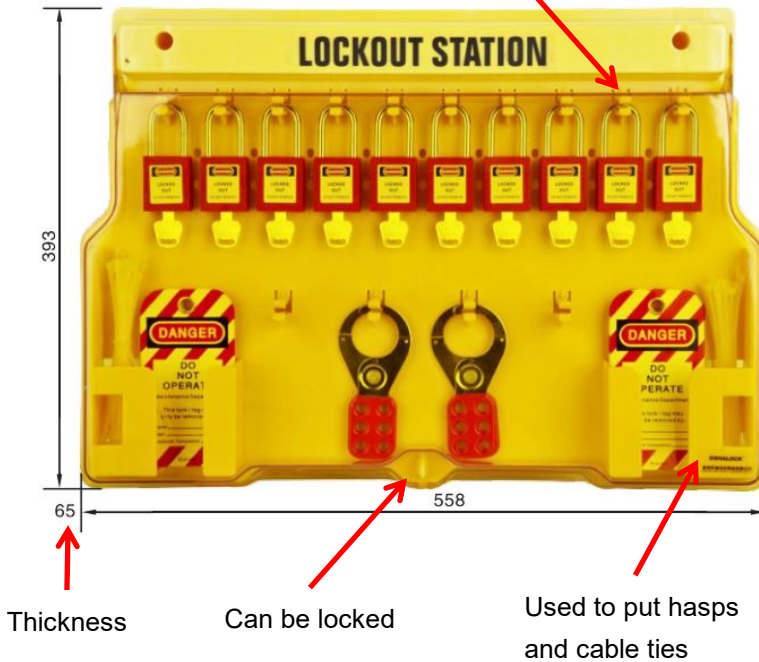
INSTRUCTIONS

STAZIONE DI BLOCCO COMBINATA

Realizzato in PC di plastica tecnica, design integrato, resistente e durevole

Used to hang safety padlock or hasp

B102



LUCCHETTO DI SICUREZZA

Suitable for use in closed space, such as: chemical, Military, oil extraction and power industry



Steel shackle

With rewritable safety warning signs (can customize luminous PVC material, language, logo, department and so on)



Can print key number



Normal color: ●RED, ●YLW, ●BLU, ●GRN, ●ORG, ●PRP, ●BLK, ●WHT,

Other colors can be custom made.
Durable non-conductive PA lock body, withstand temperature from -20°C to 150°C, resistance of UV rays.



Copper cylinder



Zinc alloy cylinder

- Normal version, old version padlock (copper/ zinc alloy lock cylinder)
Key retention-the key cannot be pulled out in the open state, ensuring that the padlock will not be left behind
- New padlock (zinc alloy lock cylinder)

Self-rebound self-reset -lock shackle with self-elastic function
When the padlock is opened, the key is automatically reset to the initial position and the key can be removed.



PD 001 - red

(Unità: mm)

BLOCCO TAGOUT

- a. Il tagout di blocco può essere utilizzato per effettuare un controllo olistico dell'attrezzatura per proteggere i lavoratori dagli incidenti e l'attrezzatura da eventuali danni.
- b. Utilizzare con lucchetto per ricordare che il dispositivo è stato bloccato e non può essere utilizzato. Può solo essere aperto da chi lo chiude. Permette alle persone di sapere chi lo blocca e di sapere che è pericoloso utilizzare il dispositivo.
- c. Sull'etichetta è possibile visualizzare la lingua degli avvisi di sicurezza "Pericolo/Non utilizzare/Attenzione" ecc. e anche lo spazio vuoto "Nome / reparto/data" ecc. da compilare.
- d. Offri la personalizzazione della lingua.



HASP IN ACCIAIO RIVESTITO PA

UN. Realizzato in plastica tecnica nylon PA stampaggio ad iniezione, zincato

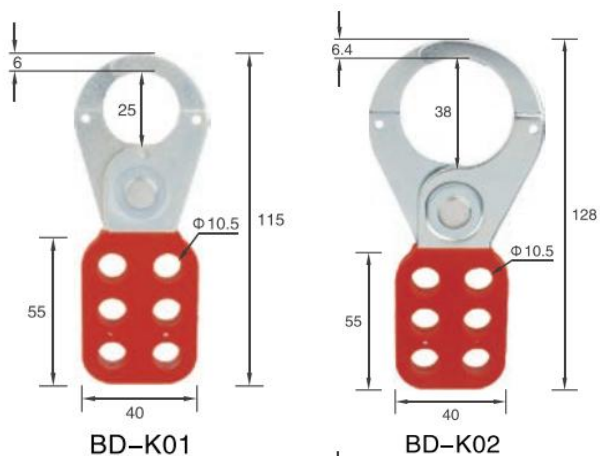
superficie antiruggine.

B. Diametro del foro di blocco: 10,5 mm (2/5 ").

C. Diametro dell'anello di bloccaggio: 25 mm (1 ") e 38 mm (1,5 ").

D. Come il materiale in acciaio inossidabile su misura, il modello dietro più "S".

Part Code	Description
BD-K01	Lock shackle 25mm(1")
BD-K02	Lock shackle 38mm (1.5")



Produttore: Shanghaimuxinmuyeyouxiangongsi

Indirizzo: Baoshanqu Shuangchenglu 803long 11hao 1602A-1609shi
Shanghai

Importato in AUS: SIHAO PTY LTD. 1 ROKEVA STREETEASTWOOD
NSW 2122 Australia

Importato negli Stati Uniti: Sanven Technology Ltd.
Suite 250 , 9166 Anaheim Place, Rancho Cucamonga, CA 91730



SHUNSHUN GmbH
Römeräcker 9 Z2021,76351
Linkenheim-Hochstetten, Germany
euvertreter@gmail.com
+49 1727041930



Pooledas Group Ltd
Unit 5 Albert Edward House, The
Pavilions Preston, United Kingdom
pooledas123@gmail.com
Tel: 01772418127

Made in China

VEVOR[®]

TOUGH TOOLS, HALF PRICE

Tecnico Supporto e certificato di garanzia elettronica

www.vevor.com/support