

VEVOR[®]

TOUGH TOOLS, HALF PRICE

Technical Support and E-Warranty Certificate

www.vevor.com/support

SIGN POST

MODEL: DM-PK

We continue to be committed to provide you tools with competitive price.

"Save Half", "Half Price" or any other similar expressions used by us only represents an estimate of savings you might benefit from buying certain tools with us compared to the major top brands and does not necessarily mean to cover all categories of tools offered by us. You are kindly reminded to verify carefully when you are placing an order with us if you are actually saving half in comparison with the top major brands.

VEVOR®

TOUGH TOOLS, HALF PRICE

SIGN POST

MODEL: DM-PK



NEED HELP? CONTACT US!

Have product questions? Need technical support? Please feel free to contact us:

Technical Support and E-Warranty Certificate
www.vevor.com/support

This is the original instruction, please read all manual instructions carefully before operating. VEVOR reserves a clear interpretation of our user manual. The appearance of the product shall be subject to the product you received. Please forgive us that we won't inform you again if there are any technology or software updates on our product.



Warning-To reduce the risk of injury, user must read instructions manual carefully.

WARNING & PRECAUTIONS

WARNING:

- 1、Wear protective gloves when using tools to install fixed signposts, or use two people to assist with the installation.
- 2、When using, please read this manual first, and it is recommended to keep it well for subsequent use to view.

PRODUCT DESCRIPTION







Mutual sign Heavy Duty Sign Base Cast Iron Sign Post.

Simple assemble and disassemble makes our heavy-duty sign post ideal for every occasion, Just connect 2 sign post and rotate them into the base.

Heavy-duty cast-iron sign base is 20 pounds, Stable and difficult to tip over, It is suitable for busy parking areas or indoor and outdoor public places to displaying signs.

Model	DM-PK
Color	Black
Material	Cast Iron
Hole	Ø8mm / 6pcs
Tall Size	4ft
Packing Size	675*110*310mm

PART LIST

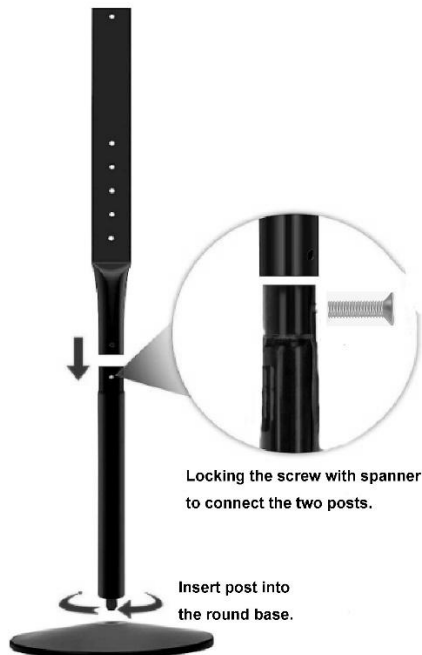
Product	Picture	Quantity
UPPER POST		1pcs
BOTTOM POST		1pcs
Heavy-Duty Base		1pcs
Hexagonal Bolt M6*10		1pcs
Hexagonal Spanner		1pcs
Instruction		1pcs

ASSEMBLY INSTRUCTIONS

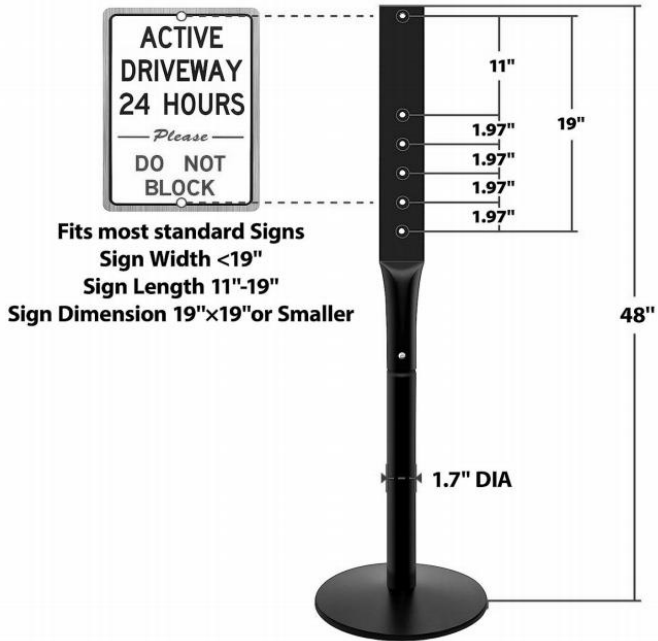
1、Unpack and take out sign post and Screw accessories.



2、Firstly, screw the BOTTOM POST into the Heavy-Duty Base; Secondly, bring the UPPER POST into the BOTTOM POST with the screw holes; Thirdly, use the Hexagonal bolt and Hexagonal spanner to tighten them for a quick installation.



4. Recommended installation dimensions for road signs :



Manufacturer: Shanghaimuxinmuyeyouxiangongsi

Address: Shuangchenglu 803nong11hao1602A-1609shi, baoshanqu, shanghai 200000 CN.

Imported to AUS: SIHAO PTY LTD. 1 ROKEVA STREETEASTWOOD NSW 2122 Australia

Imported to USA: Sanven Technology Ltd. Suite 250, 9166 Anaheim Place, Rancho Cucamonga, CA 91730

EC	REP
-----------	------------

E-CrossStu GmbH
Mainzer Landstr.69, 60329 Frankfurt am Main.

UK	REP
-----------	------------

YH CONSULTING LIMITED.
C/O YH Consulting Limited Office 147, Centurion House, London Road, Staines-upon-Thames, Surrey, TW18 4AX

VEVOR[®]

TOUGH TOOLS, HALF PRICE

Technical Support and E-Warranty Certificate

www.vevor.com/support

VEVOR[®]

TOUGH TOOLS, HALF PRICE

Techniczny Certyfikat wsparcia i e-gwarancji

www.vevor.com/support

ZNAK POCZTY

MODEL: DM-PK

We continue to be committed to provide you tools with competitive price.

"Save Half", "Half Price" or any other similar expressions used by us only represents an estimate of savings you might benefit from buying certain tools with us compared to the major top brands and does not necessarily mean to cover all categories of tools offered by us. You are kindly reminded to verify carefully when you are placing an order with us if you are actually saving half in comparison with the top major brands.

VEVOR®

TOUGH TOOLS, HALF PRICE

SIGN POST

MODEL: DM-PK



NEED HELP? CONTACT US!

Have product questions? Need technical support? Please feel free to contact us:

Technical Support and E-Warranty Certificate
www.vevor.com/support

This is the original instruction, please read all manual instructions carefully before operating. VEVOR reserves a clear interpretation of our user manual. The appearance of the product shall be subject to the product you received. Please forgive us that we won't inform you again if there are any technology or software updates on our product.



Ostrzeżenie — aby zmniejszyć ryzyko obrażeń, użytkownik musi uważnie przeczytać instrukcję obsługi.

WARNING & PRECAUTIONS

OSTRZEŻENIE :

1. Podczas używania narzędzi do montażu stałych drogowskazów należy nosić rękawice ochronne lub przy instalacji skorzystać z pomocy dwóch osób.
2. Podczas użytkowania proszę najpierw przeczytać niniejszą instrukcję. Zaleca się zachowanie jej do późniejszego użycia.

PRODUCT DESCRIPTION







Wzajemne znak Podstawa znaku o dużej wytrzymałości Żeliwny słupek znaku .

Prosty montaż i demontaż sprawia, że nasz wytrzymały słupek jest idealny na każdą okazję. Wystarczy podłączyć 2 słupki znaku i obrócić je w podstawę.

Wytrzymała żeliwna podstawa znaku waży 20 funtów, jest stabilna i trudna do przewrócenia. Nadaje się do ruchliwych parkingów lub miejsc publicznych wewnątrz i na zewnątrz do umieszczania znaków.

Model	DM-PK
Kolor	Czarny
Materiał	Żeliwo
Otwór	Ø8mm / 6szt
Wysoki rozmiar	4 stopy
Wielkość opakowania	675*110*310mm

PART LIST

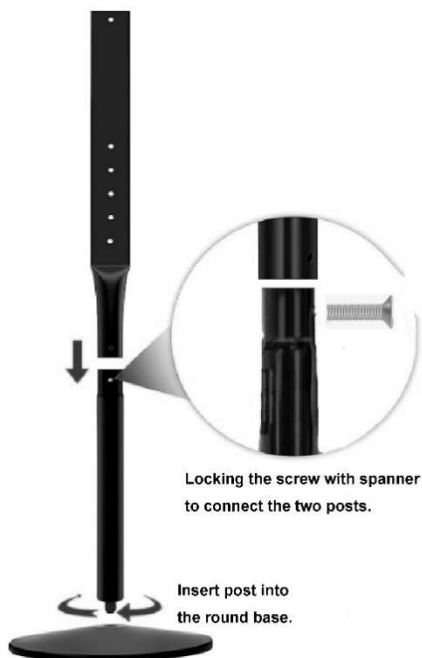
Produkt	Zdjęcie	Ilość
GÓRNY SŁUP		1 szt
DOLNY POST		1 szt
Wytrzymała podstawa		1 szt
H egzagonalny B olt M 6 * 1 0		1 szt
Panner sześciokątny S		1 szt
Instrukcja		1 szt

ASSEMBLY INSTRUCTIONS

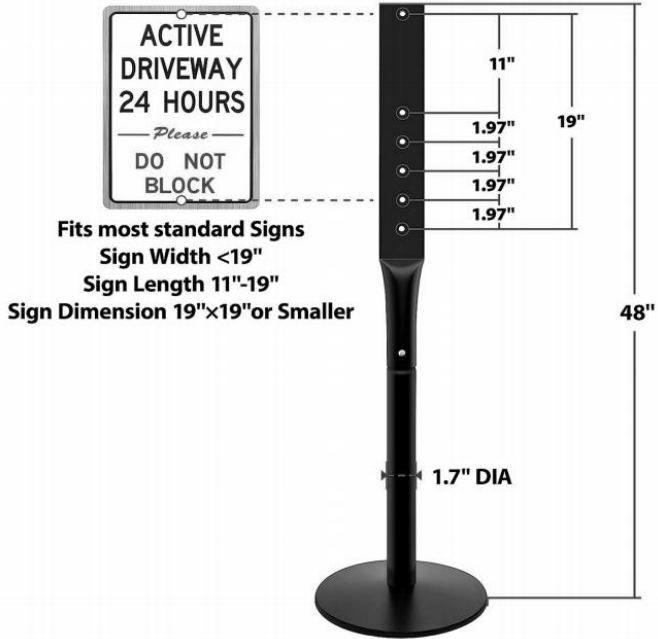
1、Rozpakuj i wyjmij tabliczkę akcesoria do słupków i śrub .



2、 Najpierw przykręć DOLNY SŁUPEK do wytrzymałej podstawy ; Po drugie, przynieś GÓRNY SŁUP w DOLNY SŁUPEK za pomocą otworów na śruby; Po trzecie , użyj śruby sześciokątnej i klucza sześciokątnego , aby je dokręcić w celu szybkiego montażu.



4. Zalecane wymiary montażowe znaków drogowych :



Producent: Shanghaimuxinmuyeyouxiangongsi

Adres: Shuangchenglu 803nong11hao1602A-1609shi, baoshanqu,
szanghaj 200000 CN.

Import do AUS: SIHAO PTY LTD. 1 ROKEVA STREETEASTWOOD NSW
2122 Australia

Import do USA: Sanven Technology Ltd. Suite 250, 9166 Anaheim Place,
Rancho Cucamonga, CA 91730



E-CrossStu GmbH
Mainzer Landstr.69, 60329 Frankfurt am Main.



YH CONSULTING LIMITED.
C/O YH Consulting Limited Office 147, Centurion
House, London Road, Staines-upon-Thames,
Surrey, TW18 4AX

VEVOR[®]

TOUGH TOOLS, HALF PRICE

Techniczny Certyfikat wsparcia i e-gwarancji

www.vevor.com/support

VEVOR[®]

TOUGH TOOLS, HALF PRICE

Technisch Support- und E-Garantiezertifikat

www.vevor.com/support

WEGWEISER

MODELL: DM-PK

We continue to be committed to provide you tools with competitive price.

"Save Half", "Half Price" or any other similar expressions used by us only represents an estimate of savings you might benefit from buying certain tools with us compared to the major top brands and does not necessarily mean to cover all categories of tools offered by us. You are kindly reminded to verify carefully when you are placing an order with us if you are actually saving half in comparison with the top major brands.

VEVOR®

TOUGH TOOLS, HALF PRICE

SIGN POST

MODELL: DM-PK



NEED HELP? CONTACT US!

Have product questions? Need technical support? Please feel free to contact us:

Technical Support and E-Warranty Certificate
www.vevor.com/support

This is the original instruction, please read all manual instructions carefully before operating. VEVOR reserves a clear interpretation of our user manual. The appearance of the product shall be subject to the product you received. Please forgive us that we won't inform you again if there are any technology or software updates on our product.



Warnung: Um das Verletzungsrisiko zu verringern, muss der Benutzer die Bedienungsanleitung sorgfältig lesen.

WARNING & PRECAUTIONS

WARNUNG :

- 1、 Tragen Sie Schutzhandschuhe, wenn Sie Werkzeuge zum Installieren fester Wegweiser verwenden, oder lassen Sie sich von zwei Personen bei der Installation unterstützen.
- 2、 Bitte lesen Sie vor der Verwendung dieses Handbuchs zuerst. Es wird empfohlen, es für den späteren Gebrauch gut aufzubewahren.

PRODUCT DESCRIPTION

Gegenseitig Schild Robuster Schildersockel
Gusseisen-Schilderpfosten .

Durch die einfache Montage und Demontage ist unser robuster Schilderpfosten ideal für jeden Anlass. Verbinden Sie einfach zwei Schilderpfosten und drehen Sie sie in die Basis.

Der hochbelastbare Schildersockel aus Gusseisen wiegt 20 Pfund, ist stabil und lässt sich nur schwer umkippen. Er eignet sich für belebte Parkplätze oder öffentliche Plätze im Innen- und Außenbereich zum Anbringen von Schildern.

Modell	DM-PK
Farbe	Schwarz
Material	Gusseisen
Loch	Ø8mm / 6Stk
Große Größe	4ft

Packungsgröße

675*110*310mm

PART LIST

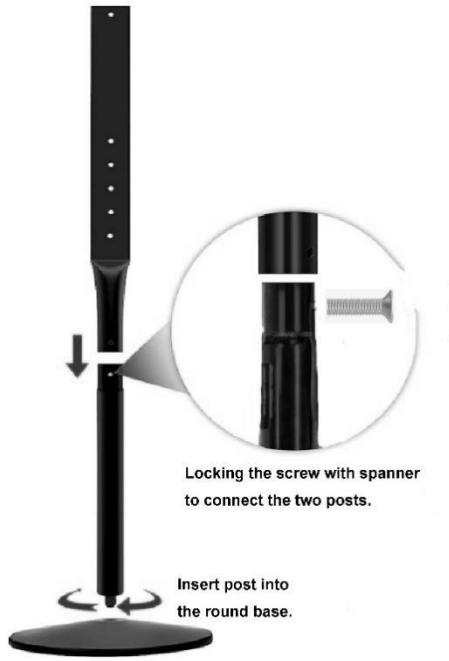
Produkt	Bild	Menge
OBERER PFOSTEN		1 Stück
UNTERER PFOSTEN		1 Stück
Hochleistungsbasis		1 Stück
Sechseckiger Bolzen M 6 * 10		1 Stück
Sechskant -S- Panner		1 Stück
Anweisung		1 Stück

ASSEMBLY INSTRUCTIONS

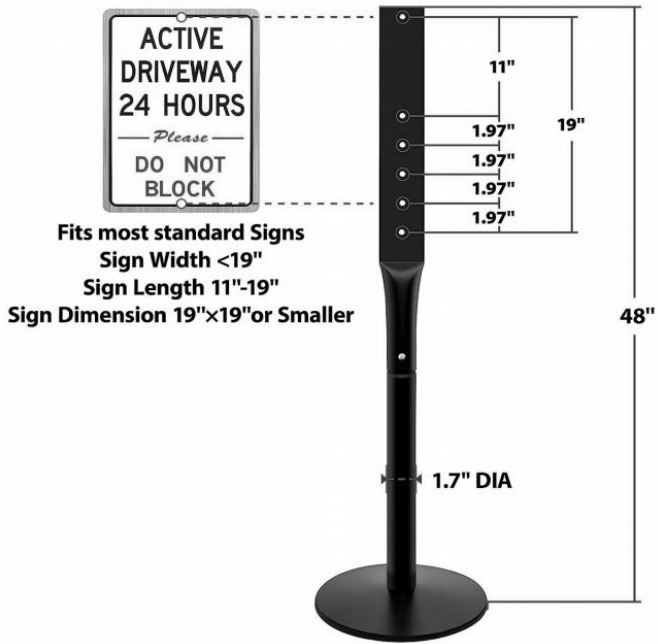
1 、 Schild auspacken und herausnehmen Pfosten- und Schraubenzubehör .



2. Schrauben Sie zunächst den UNTEREN PFOSTEN in die Hochleistungsbasis . Zweitens bringen Sie den OBEREN PFOSTEN mit mit den Schraubenlöchern in den UNTEREN PFOSTEN einführen ; Drittens verwenden Sie die Sechskantschraube und den Sechskantschlüssel , um sie für eine schnelle Installation festzuziehen.



4、 Empfohlene Installationsmaße für Verkehrsschilder :



Hersteller: Shanghaimuxinmuyeyouxiangongsi

Adresse: Shuangchenglu 803nong11hao1602A-1609shi, baoshanqu,
Shanghai 200000 CN.

Importiert nach AUS: SIHAO PTY LTD. 1 ROKEVA STREETEASTWOOD
NSW 2122 Australien

In die USA importiert: Sanven Technology Ltd. Suite 250, 9166 Anaheim
Place, Rancho Cucamonga, CA 91730



E-CrossStu GmbH
Mainzer Landstr.69, 60329 Frankfurt am Main.



YH CONSULTING LIMITED.
C/O YH Consulting Limited Office 147, Centurion
House, London Road, Staines-upon-Thames,
Surrey, TW18 4AX

VEVOR[®]

TOUGH TOOLS, HALF PRICE

Technisch Support- und E-Garantiezertifikat

www.vevor.com/support

VEVOR[®]

TOUGH TOOLS, HALF PRICE

Technique Assistance et certificat de garantie électronique

www.vevor.com/support

POTEAU INDICATEUR

MODÈLE : DM-PK

We continue to be committed to provide you tools with competitive price.

"Save Half", "Half Price" or any other similar expressions used by us only represents an estimate of savings you might benefit from buying certain tools with us compared to the major top brands and does not necessarily mean to cover all categories of tools offered by us. You are kindly reminded to verify carefully when you are placing an order with us if you are actually saving half in comparison with the top major brands.

VEVOR®

TOUGH TOOLS, HALF PRICE

SIGN POST

MODÈLE : DM-PK



NEED HELP? CONTACT US!

Have product questions? Need technical support? Please feel free to contact us:

Technical Support and E-Warranty Certificate
www.vevor.com/support

This is the original instruction, please read all manual instructions carefully before operating. VEVOR reserves a clear interpretation of our user manual. The appearance of the product shall be subject to the product you received. Please forgive us that we won't inform you again if there are any technology or software updates on our product.



Avertissement : Pour réduire le risque de blessure, l'utilisateur doit lire attentivement le manuel d'instructions.

WARNING & PRECAUTIONS

AVERTISSEMENT :

1. Portez des gants de protection lorsque vous utilisez des outils pour installer des panneaux fixes, ou faites appel à deux personnes pour vous aider à l'installation.
2. Lors de l'utilisation, veuillez d'abord lire ce manuel et il est recommandé de bien le conserver pour une utilisation ultérieure.

PRODUCT DESCRIPTION

Mutuel Base de panneau robuste en fonte .

L'assemblage et le démontage simples rendent notre poteau de signalisation robuste idéal pour toutes les occasions. Il suffit de connecter 2 poteaux de signalisation et de les faire pivoter dans la base.

La base de panneau en fonte robuste pèse 20 livres, stable et difficile à renverser, elle convient aux zones de stationnement très fréquentées ou aux lieux publics intérieurs et extérieurs pour afficher des panneaux.


Modèle	DM-PK
Couleur	Noir
Matériel	Fonte
Trou	Ø8mm / 6 pièces
Grande taille	4 pieds
Taille d'emballage	675*110*310mm

1 、 Déballer et retirer le panneau Accessoires pour poteaux et vis .

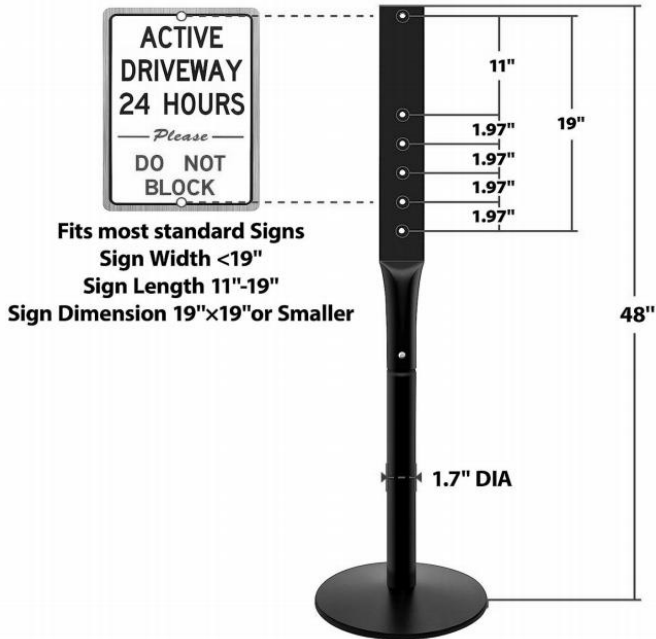


2、 Tout d'abord, vissez le POST INFÉRIEUR dans la base robuste ;

Deuxièmement , apportez le POSTE SUPÉRIEUR dans le poteau inférieur avec les trous de vis ; Troisièmement , utilisez le boulon hexagonal et la clé hexagonale pour les serrer pour une installation rapide.



4、 Dimensions d'installation recommandées pour la signalisation routière :



Fabricant : Shanghaimuxinmuyeyouxiangongsi

Adresse : Shuangchenglu 803nong11hao1602A-1609shi, baoshanqu,
Shanghai 200000 CN.

Importé en Australie : SIHAO PTY LTD. 1 ROKEVA STREETASTWOOD
NSW 2122 Australie

Importé aux États-Unis : Sanven Technology Ltd. Suite 250, 9166 Anaheim
Place, Rancho Cucamonga, CA 91730



E-CrossStu GmbH
Mainzer Landstr.69, 60329 Frankfurt am Main.



YH CONSULTING LIMITED.
C/O YH Consulting Limited Office 147, Centurion
House, London Road, Staines-upon-Thames,
Surrey, TW18 4AX

VEVOR[®]

TOUGH TOOLS, HALF PRICE

Technique Assistance et certificat de garantie électronique

www.vevor.com/support

VEVOR[®]

TOUGH TOOLS, HALF PRICE

Technisch Ondersteuning en e-garantiecertificaat

www.vevor.com/support

TEKEN BERICHT

MODEL: DM-PK

We continue to be committed to provide you tools with competitive price.

"Save Half", "Half Price" or any other similar expressions used by us only represents an estimate of savings you might benefit from buying certain tools with us compared to the major top brands and does not necessarily mean to cover all categories of tools offered by us. You are kindly reminded to verify carefully when you are placing an order with us if you are actually saving half in comparison with the top major brands.

VEVOR®

TOUGH TOOLS, HALF PRICE

SIGN POST

MODEL: DM-PK



NEED HELP? CONTACT US!

Have product questions? Need technical support? Please feel free to contact us:

Technical Support and E-Warranty Certificate
www.vevor.com/support

This is the original instruction, please read all manual instructions carefully before operating. VEVOR reserves a clear interpretation of our user manual. The appearance of the product shall be subject to the product you received. Please forgive us that we won't inform you again if there are any technology or software updates on our product.



Waarschuwing-Om het risico op letsel te verminderen, moet de gebruiker de handleiding zorgvuldig lezen.

WARNING & PRECAUTIONS

WAARSCHUWING :

1. Draag beschermende handschoenen wanneer u gereedschap gebruikt om vaste wegwijzers te installeren, of gebruik twee mensen om te helpen bij de installatie.
2. Lees bij gebruik eerst deze handleiding en het wordt aanbevolen om deze goed te bewaren zodat u deze later kunt bekijken.

PRODUCT DESCRIPTION


Wederzijds sign Heavy Duty bordbasis Gietijzeren bordpaal .

Door de eenvoudige montage en demontage is onze heavy-duty wegwijzer ideaal voor elke gelegenheid. Sluit gewoon 2 wegwijzerpalen aan en draai ze in de basis.

De robuuste gietijzeren bordbasis weegt 20 pond, stabiel en moeilijk om te vallen, het is geschikt voor drukke parkeerterreinen of openbare plaatsen binnen en buiten voor het weergeven van borden.

Model	DM-PK
Kleur	Zwart
Materiaal	Gietijzer
Gat	Ø8mm / 6st
Groot formaat	4ft
Verpakkingsgrootte	675*110*310mm

PART LIST

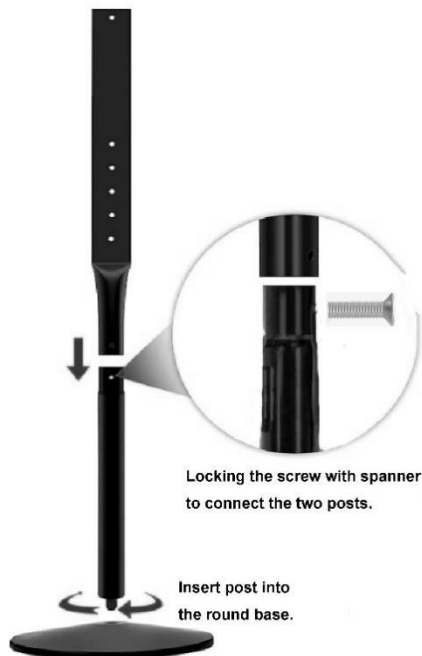
Product	Afbeelding	Hoeveelheid
BOVENSTE POST		1 stuk
ONDERSTE POST		1 stuk
Robuuste basis		1 stuk
Hexagonale B olt M 6 * 1 0		1 stuk
Zeshoekige S- panner		1 stuk
Instructie	<p style="text-align: center;">VEVOR® TOUGH TOOLS. HALF PRICE</p> <p style="text-align: center;"><small>WARRANTY: 3 YEARS (OR 30,000 HOURS, WHICHEVER COMES FIRST) WEAR AND TEAR EXCEPTED</small></p> <p style="text-align: center;">SIGN POST MODEL: 100716-1 (2024.01)</p> <p style="text-align: center;"><small>The warranty is void if you do not use the product in accordance with the instructions. We are not responsible for any damage or injury caused by the use of the product. The warranty does not cover any damage or injury caused by the use of the product. The warranty does not cover any damage or injury caused by the use of the product.</small></p>	1 stuk

ASSEMBLY INSTRUCTIONS

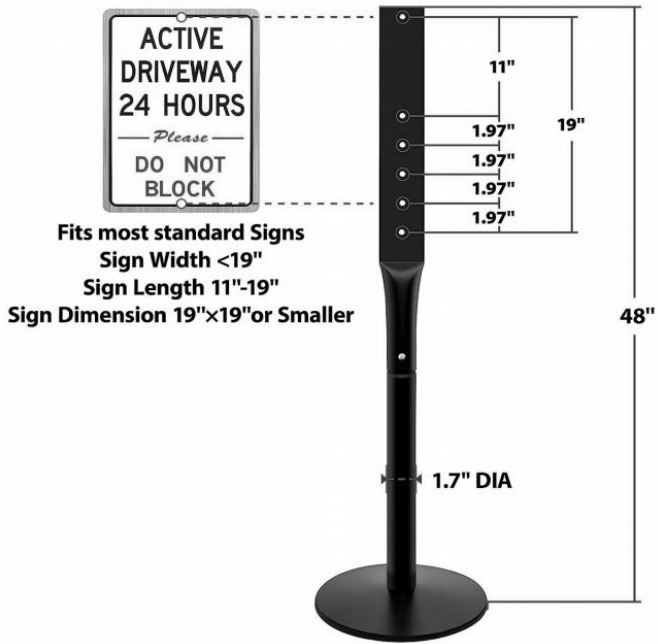
1. Uitpakken en bord verwijderen paal- en schroefaccessoires .



2. Schroef eerst de ONDERSTE POST in de robuuste basis ; Ten tweede: breng de BOVENSTE POST in de ONDERSTE POST met de schroefgaten; Ten derde: gebruik de zeshoekige bout en de zeshoekige sleutel om ze vast te draaien voor een snelle installatie.



4. Aanbevolen installatieafmetingen voor verkeersborden :



Fabrikant: Shanghaimuxinmuyeyouxiangongsi

Adres: Shuangchenglu 803nong11hao1602A-1609shi, baoshanqu, shanghai 200000 CN.

Geïmporteerd naar AUS: SIHAO PTY LTD. 1 ROKEVA
STREETEASTWOOD NSW 2122 Australië

Geïmporteerd naar de VS: Sanven Technology Ltd. Suite 250, 9166
Anaheim Place, Rancho Cucamonga, CA 91730



E-CrossStu GmbH
Mainzer Landstr.69, 60329 Frankfurt am Main.



YH CONSULTING LIMITED.
C/O YH Consulting Limited Office 147, Centurion
House, London Road, Staines-upon-Thames,
Surrey, TW18 4AX

VEVOR[®]

TOUGH TOOLS, HALF PRICE

Technisch Ondersteuning en e-garantiecertificaat

www.vevor.com/support

VEVOR[®]

TOUGH TOOLS, HALF PRICE

Teknisk Support och e-garanticertifikat

www.vevor.com/support

SKYLTTÄVLÄGG

MODELL: DM-PK

We continue to be committed to provide you tools with competitive price.

"Save Half", "Half Price" or any other similar expressions used by us only represents an estimate of savings you might benefit from buying certain tools with us compared to the major top brands and does not necessarily mean to cover all categories of tools offered by us. You are kindly reminded to verify carefully when you are placing an order with us if you are actually saving half in comparison with the top major brands.

VEVOR®

TOUGH TOOLS, HALF PRICE

SIGN POST

MODELL: DM-PK



NEED HELP? CONTACT US!

Have product questions? Need technical support? Please feel free to contact us:

Technical Support and E-Warranty Certificate
www.vevor.com/support

This is the original instruction, please read all manual instructions carefully before operating. VEVOR reserves a clear interpretation of our user manual. The appearance of the product shall be subject to the product you received. Please forgive us that we won't inform you again if there are any technology or software updates on our product.



Varning - För att minska risken för skada måste användaren läsa instruktionerna noggrant.

WARNING & PRECAUTIONS

WARNING :

- 1、 Bär skyddshandskar när du använder verktyg för att installera fasta skyltar, eller använd två personer för att hjälpa till med installationen.
- 2、 När du använder, läs den här bruksanvisningen först, och det rekommenderas att du förvarar den väl för efterföljande användning.

PRODUCT DESCRIPTION

Ömsesidig skylt Heavy Duty Skylt Base Gjutjärn Skyltstolpe .

Enkel montering och demontering gör vår kraftiga skyltstolpe idealisk för alla tillfällen. Anslut bara 2 skyltstolpar och rotera dem i basen.

Kraftig gjutjärnsskyltbas är 20 pund, stabil och svår att välta, den är lämplig för upptagna parkeringsplatser eller offentliga inomhus- och utomhusplatser för att visa skyltar.

Modell	DM-PK
Färg	Svart
Material	Gjutjärn
Hål	Ø8mm / 6st
Hög storlek	4 fot
Förpackningsstorlek	675*110*310mm

PART LIST

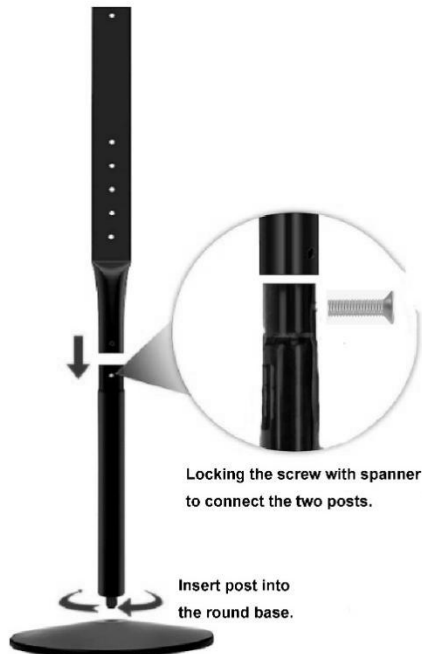
Produkt	Bild	Kvantitet
ÖVRE STOLPE		1 st
NEDERSTÄLLD		1 st
Heavy-Duty Base		1 st
Hexagonal Bolt M 6 * 10		1 st
Hexagonal Spanner		1 st
Instruktion		1 st

ASSEMBLY INSTRUCTIONS

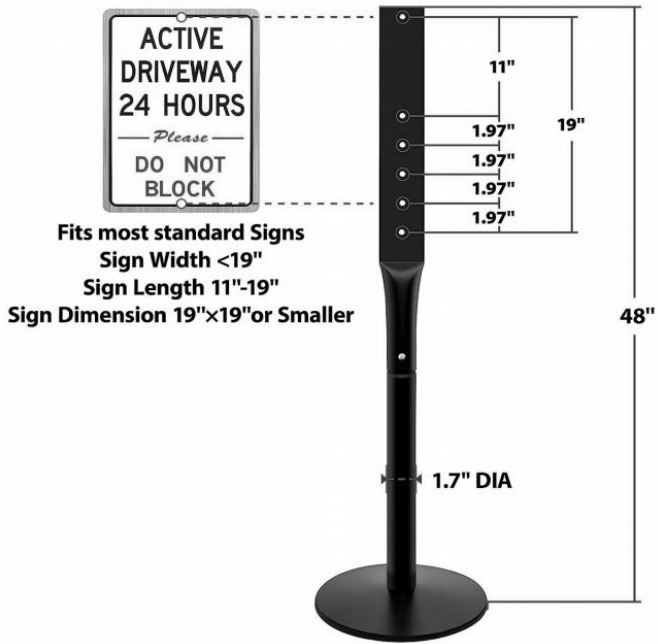
1 、 Packa upp och ta ut skylten stolpe och skruv tillbehör .



2、 Först skruvar du den NEDERSTA STAPPEN i Heavy-Duty-basen ; För det andra, ta med ÖVRE POLEN in i den NEDERSTA STAPPEN med skruvhålen; Använd först den H exagonala bulten och H exagonalnyckeln för att dra åt dem för en snabb installation .



4、 Rekommenderade monteringsmått för vägsyltar :



Tillverkare: Shanghaimuxinmuyeyouxiangongsi

Adress: Shuangchenglu 803nong11hao1602A-1609shi, baoshanqu, shanghai 200000 CN.

Importerad till AUS: SIHAO PTY LTD. 1 ROKEVA STREETEASTWOOD NSW 2122 Australien

Importerad till USA: Sanven Technology Ltd. Suite 250, 9166 Anaheim Place, Rancho Cucamonga, CA 91730



E-CrossStu GmbH
Mainzer Landstr.69, 60329 Frankfurt am Main.



YH CONSULTING LIMITED.
C/O YH Consulting Limited Office 147, Centurion House, London Road, Staines-upon-Thames, Surrey, TW18 4AX

VEVOR[®]

TOUGH TOOLS, HALF PRICE

Teknisk Support och e-garanticertifikat

www.vevor.com/support

VEVOR[®]

TOUGH TOOLS, HALF PRICE

Técnico Certificado de soporte y garantía electrónica

www.vevor.com/support

CARTEL

MODELO: DM-PK

We continue to be committed to provide you tools with competitive price.

"Save Half", "Half Price" or any other similar expressions used by us only represents an estimate of savings you might benefit from buying certain tools with us compared to the major top brands and does not necessarily mean to cover all categories of tools offered by us. You

are kindly reminded to verify carefully when you are placing an order with us if you are actually saving half in comparison with the top major brands.

VEVOR[®]

TOUGH TOOLS, HALF PRICE

SIGN POST

MODELO: DM-PK



NEED HELP? CONTACT US!

Have product questions? Need technical support? Please feel free to contact us:

Technical Support and E-Warranty Certificate
www.vevor.com/support

This is the original instruction, please read all manual instructions carefully before operating. VEVOR reserves a clear interpretation of our user manual. The appearance of the product shall be subject to the product you received. Please forgive us that we won't inform you again if there are any technology or software updates on our product.



Advertencia: para reducir el riesgo de lesiones, el usuario debe leer atentamente el manual de instrucciones.

WARNING & PRECAUTIONS

ADVERTENCIA :

1. Utilice guantes protectores cuando utilice herramientas para instalar señales fijas o utilice dos personas para ayudar con la instalación.
2. Cuando lo utilice, lea primero este manual y se recomienda conservarlo en buen estado para poder verlo en el futuro.

PRODUCT DESCRIPTION







Mutual Letrero con base de letrero de alta resistencia, poste de letrero de hierro fundido .

El montaje y desmontaje sencillos hacen que nuestro poste de señalización de alta resistencia sea ideal para cada ocasión. Simplemente conecte 2 postes de señalización y gírelos hacia la base.

La base del letrero de hierro fundido de alta resistencia pesa 20 libras, es estable y difícil de volcar, es adecuada para áreas de estacionamiento concurridas o lugares públicos interiores y exteriores para exhibir letreros.

Modelo	DM-PK
Color	Negro
Material	Hierro fundido
Agujero	Ø8mm / 6uds
Tamaño alto	4 pies
Tamaño de embalaje	675*110*310mm

PART LIST

Producto	Imagen	Cantidad
POSTE SUPERIOR		PC 1
POSTE INFERIOR		PC 1
Base resistente		PC 1
Perno hexagonal H M6 * 10		PC 1
Llave hexagonal en forma de S		PC 1
Instrucción		PC 1

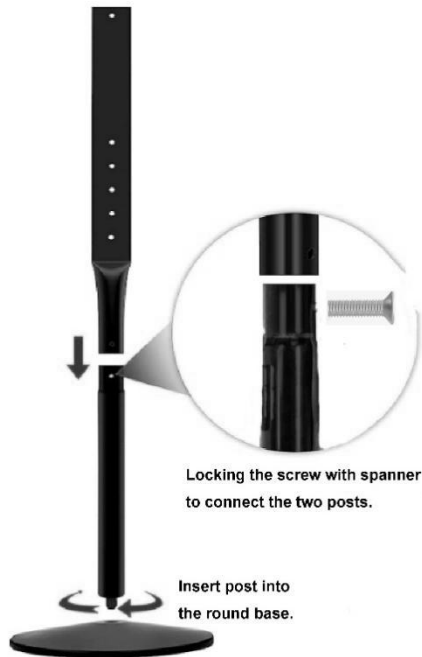
ASSEMBLY INSTRUCTIONS

1 、 Desembalar y sacar el cartel Accesorios para postes y tornillos .

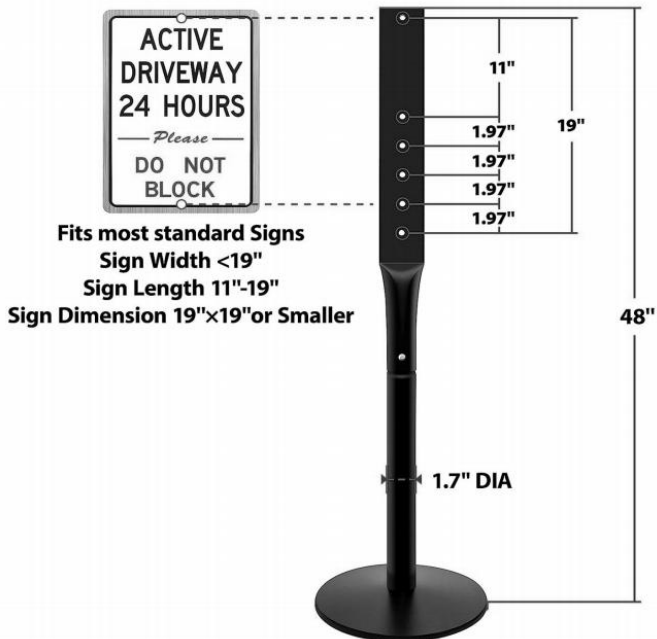


2 、 En primer lugar, atornille el POSTE INFERIOR en la base resistente ;

En segundo lugar, traiga el POSTE SUPERIOR en el POSTE INFERIOR con los orificios para tornillos; En tercer lugar, utilice el perno hexagonal H y la llave hexagonal H para apretarlos y lograr una instalación rápida.



4. Dimensiones de instalación recomendadas para señales de tráfico :



Fabricante: Shanghaimuxinmuyeyouxiangongsi

Dirección: Shuangchenglu 803nong11hao1602A-1609shi, baoshanqu, shanghai 200000 CN.

Importado a AUS: SIHAO PTY LTD. 1 ROKEVA STREET ASTWOOD NSW 2122 Australia

Importado a EE. UU.: Sanven Technology Ltd. Suite 250, 9166 Anaheim Place, Rancho Cucamonga, CA 91730



E-CrossStu GmbH
Mainzer Landstr.69, 60329 Frankfurt am Main.



YH CONSULTING LIMITED.
C/O YH Consulting Limited Office 147, Centurion House, London Road, Staines-upon-Thames, Surrey, TW18 4AX

VEVOR[®]

TOUGH TOOLS, HALF PRICE

Técnico Certificado de soporte y garantía electrónica

www.vevor.com/support

VEVOR[®]

TOUGH TOOLS, HALF PRICE

Tecnico Supporto e certificato di garanzia elettronica

www.vevor.com/support

SEGNALE STRADALE

MODELLO: DM-PK

We continue to be committed to provide you tools with competitive price.

"Save Half", "Half Price" or any other similar expressions used by us only represents an estimate of savings you might benefit from buying certain tools with us compared to the major top brands and does not necessarily mean to cover all categories of tools offered by us. You are kindly reminded to verify carefully when you are placing an order with us if you are actually saving half in comparison with the top major brands.

VEVOR[®]

TOUGH TOOLS, HALF PRICE

SIGN POST

MODELLO: DM-PK



NEED HELP? CONTACT US!

Have product questions? Need technical support? Please feel free to contact us:

Technical Support and E-Warranty Certificate
www.vevor.com/support

This is the original instruction, please read all manual instructions carefully before operating. VEVOR reserves a clear interpretation of our user manual. The appearance of the product shall be subject to the product you received. Please forgive us that we won't inform you again if there are any technology or software updates on our product.



Avvertenza: per ridurre il rischio di lesioni, l'utente deve leggere attentamente il manuale di istruzioni.

WARNING & PRECAUTIONS

AVVERTIMENTO :

- 1、 Indossare guanti protettivi quando si utilizzano strumenti per installare la segnaletica fissa o utilizzare due persone per assistere durante l'installazione.
- 2、 Durante l'utilizzo, leggere prima questo manuale e si consiglia di conservarlo con cura per una visione successiva.

PRODUCT DESCRIPTION







Reciproco cartello Segnaletica per carichi pesanti con base in ghisa .

Il semplice montaggio e smontaggio rende il nostro robusto cartello ideale per ogni occasione. Basta collegare 2 segnali e ruotarli nella base.

La base del cartello in ghisa per carichi pesanti è di 20 libbre, stabile e difficile da ribaltare, è adatta per aree di parcheggio trafficate o luoghi pubblici interni ed esterni per esporre segnali.

Modello	DM-PK
Colore	Nero
Materiale	Ghisa
Buco	Ø8mm / 6pz
Taglia alta	4 piedi
Dimensioni dell'imballaggio	675*110*310mm

PART LIST

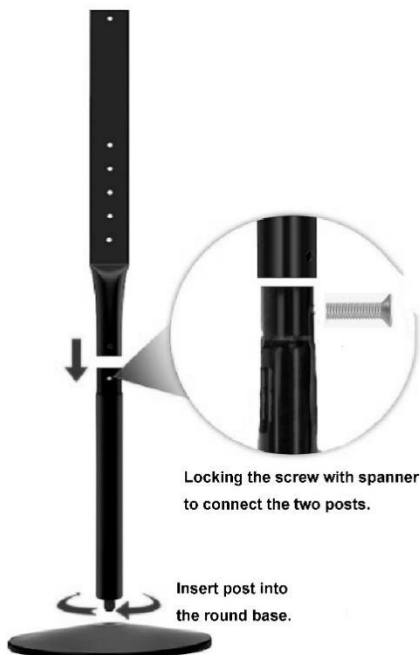
Prodotto	Immagine	Quantità
POST SUPERIORE		1 pz
POST INFERIORE		1 pz
Base per carichi pesanti		1 pz
Bullone esagonale H M6 * 10		1 pz
Chiave esagonale a S		1 pz
Istruzione		1 pz

ASSEMBLY INSTRUCTIONS

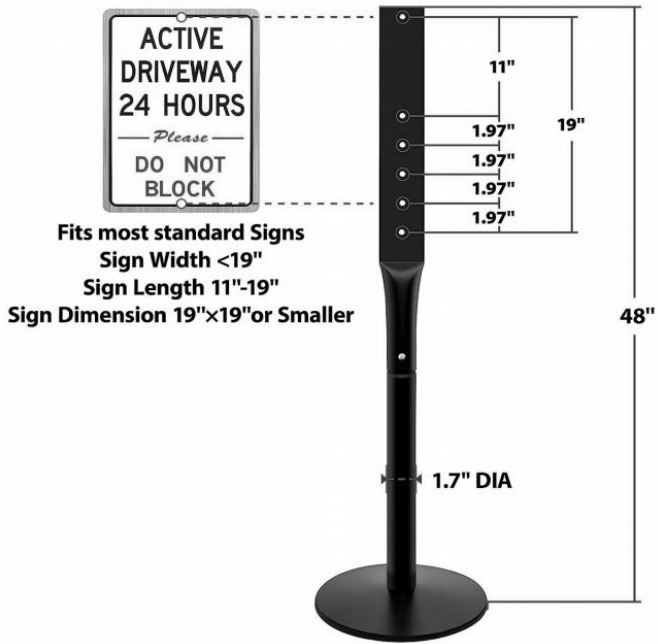
1 、 Disimballare ed estrarre il cartello accessori per montanti e viti .



2、 Innanzitutto, avvitare il MONTANTE INFERIORE nella base per carichi pesanti ; In secondo luogo, porta il POST SUPERIORE nel montante inferiore con i fori per le viti; In terzo luogo, utilizzare il bullone esagonale e la chiave esagonale per serrarli per un'installazione rapida.



4、 Dimensioni di installazione consigliate per la segnaletica stradale :



Produttore: Shanghaimuxinmuyeyouxiangongsi

Indirizzo: Shuangchenglu 803nong11hao1602A-1609shi, baoshanqu, shanghai 200000 CN.

Importato in AUS: SIHAO PTY LTD. 1 ROKEVA STREETEASTWOOD NSW 2122 Australia

Importato negli Stati Uniti: Sanven Technology Ltd. Suite 250, 9166 Anaheim Place, Rancho Cucamonga, CA 91730



E-CrossStu GmbH
Mainzer Landstr.69, 60329 Frankfurt am Main.



YH CONSULTING LIMITED.
C/O YH Consulting Limited Office 147, Centurion House, London Road, Staines-upon-Thames, Surrey, TW18 4AX

VEVOR®

TOUGH TOOLS, HALF PRICE

Tecnico Supporto e certificato di garanzia elettronica

www.vevor.com/support