

# **VEVOR<sup>®</sup>**

**TOUGH TOOLS, HALF PRICE**

Technical Support and E-Warranty Certificate <https://www.vevor.com/support>

## **FOLDING DOOR GATE**

### **USER MANUAL**

**MODEL NO.: ZDM-153, ZDM-2366**

We continue to be committed to provide you tools with competitive price.

"Save Half", "Half Price" or any other similar expressions used by us only represents an estimate of savings you might benefit from buying certain tools with us compared to the major top brands and does not necessarily mean to cover all categories of tools offered by us. You are kindly reminded to verify carefully when you are placing an order with us if you are actually saving half in comparison with the top major brands.

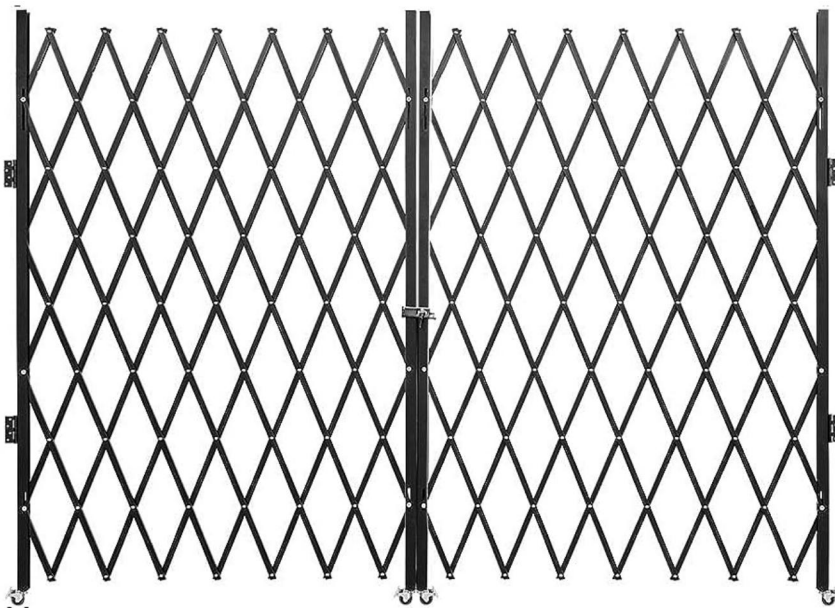


# VEVOR<sup>®</sup>

TOUGH TOOLS, HALF PRICE

## Folding Door Gate

MODEL NO.: ZDM-153, ZDM-2366



### NEED HELP? CONTACT US!

Have product questions? Need technical support? Please feel free to contact us:

**Technical Support and E-Warranty Certificate**  
**[www.vevor.com/support](http://www.vevor.com/support)**

This is the original instruction, please read all manual instructions carefully before operating. VEVOR reserves a clear interpretation of our user manual. The appearance of the product shall be subject to the product you received. Please forgive us that we won't inform you again if there are any technology or software updates on our product.

 **WARNING:**

**Please read this manual carefully before using the product. Failure to do so may result in serious injury. SAVE THESE INSTRUCTION**

## **ASSEMBLY PRECAUTIONS**

1. Assemble only according to these instructions. Improper assembly can create hazards.
2. Wear ANSI-approved safety goggles and heavy-duty work gloves during assembly.
3. Keep the assembly area clean and well-lit.
4. Keep bystanders out of the area during assembly.
5. Do not assemble when tired or under the influence of alcohol, drugs or medication.
6. The product capabilities apply to properly and completely assembled products only.
7. Assemble on a flat, level, hard and smooth surface capable of safely supporting the Folding Door Gate.
8. For additional information regarding the parts listed in the following pages, please refer to the Assembly Diagram of this manual. Unwrap and separate all parts in a clean work area.

## **USE PRECAUTIONS**


**TO PREVENT SERIOUS INJURY AND DEATH FROM TIPPING:**

1. **DO NOT SIT OR STAND ON THIS ITEM.**
2. This product is not a toy. Do not allow children to play with or near this item.
3. Use only on a flat, level, hard and smooth surface capable of safely supporting a fully loaded Folding Door Gate.
4. Use as intended only.
5. Inspect before every use. Do not use if parts are loose or damaged.

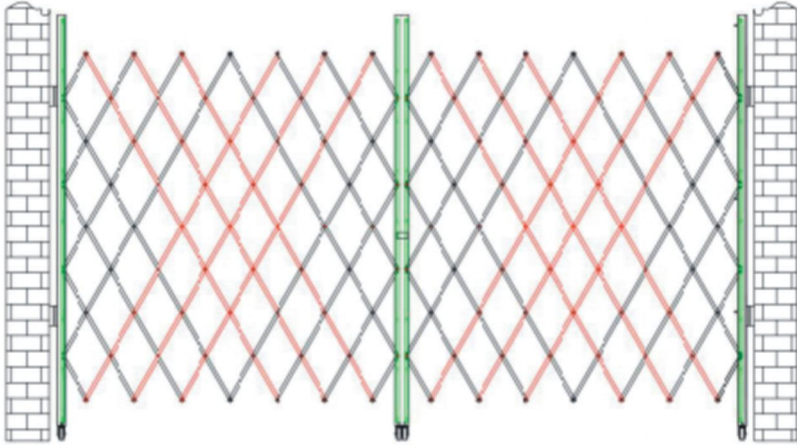
# TECHNICAL SPECIFICATIONS

Model	ZDM-153	ZDM-2366
Product Dimensions (LxWxH)(mm)	1610*40*3000	3660*40*2210
Packing Size (LxWxH)(mm)	1650*185*190	2260*190*190
Net Weight (kg)	About 19.6	About 27.9
Gross Weight (kg)	About 20.85	About 30.55

## PACKAGE CONTENTS



# ASSEMBLY STEPS



Note: Product images are shown for display purposes only and may not be representative of the final product.

## Using Step

**Step 1:** Unpack the product and take out the 2 retractable doors. Install the telescopic door on one side first. Place the retractable door in the position where it needs to be used. Open the hinges, position them in the actual position on the wall and make the holes.

**Step 2:** Place the plastic expansion screws (Serial C in the accessories list) in the perforated position, hold the door in place and fix it with the self-tapping screws (Serial B in the accessories list).

**Step 3:** Install the telescopic door on the other side as described above.

**Step 4:** Pull the two telescopic doors into position, turn the clasp on the middle side post, fasten it to the lock and lock the door with the key.

Caution: Keep hands and fingers out of moving diamonds of web when handling gate.

# COMPLETION



**Manufacturer:** Shanghaimuxinmuyeyouxiangongsi

**Address:** Shuangchenglu 803nong11hao1602A-1609shi, baoshanqu, shanghai 200000 CN.

**Imported to AUS:** SIHAO PTY LTD. 1 ROKEVA STREETEASTWOOD NSW 2122 Australia

**Imported to USA:** Sanven Technology Ltd. Suite 250, 9166 Anaheim Place, Rancho Cucamonga, CA 91730

<b>EC</b>	<b>REP</b>
-----------	------------

E-CrossStu GmbH  
Mainzer Landstr.69, 60329 Frankfurt am Main.

<b>UK</b>	<b>REP</b>
-----------	------------

YH CONSULTING LIMITED.  
C/O YH Consulting Limited Office 147, Centurion House, London Road, Staines-upon-Thames, Surrey, TW18 4AX

**VEVOR**®

**TOUGH TOOLS, HALF PRICE**

**Technical Support and E-Warranty Certificate**

**[www.vevor.com/support](http://www.vevor.com/support)**