

VEVOR[®]

TOUGH TOOLS, HALF PRICE

Technical Support and E-Warranty Certificate www.vevor.com/support

KIDS TABLES & CHAIRS

USER MANUAL

MODEL:TF5601

We continue to be committed to provide you tools with competitive price.

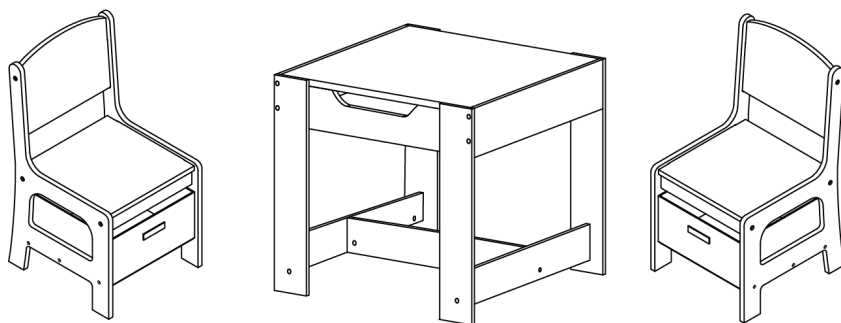
"Save Half", "Half Price" or any other similar expressions used by us only represents an estimate of savings you might benefit from buying certain tools with us compared to the major top brands and does not necessarily mean to cover all categories of tools offered by us. You are kindly reminded to verify carefully when you are placing an order with us if you are actually saving half in comparison with the top major brands.

VEVOR®

TOUGH TOOLS, HALF PRICE

KIDS TABLES & CHAIRS

MODEL:TF5601



NEED HELP? CONTACT US!

Have product questions? Need technical support? Please feel free to contact us:

Technical Support and E-Warranty Certificate
www.vevor.com/support

This is the original instruction, please read all manual instructions carefully before operating. VEVOR reserves a clear interpretation of our user manual. The appearance of the product shall be subject to the product you received. Please forgive us that we won't inform you again if there are any technology or software updates on our product.

SAFETY INSTRUCTIONS

WARNING:

Read this material before using this product. Failure to do so can result in serious injury.

Assembly precautions





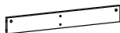






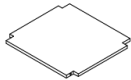













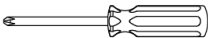
1. Assemble only according to these instructions. Improper assembly can create hazards.
2. Wear ANSI-approved safety goggles and heavy-duty work gloves during assembly.
3. Keep the assembly area clean and well-lit.
4. Keep bystanders out of the area during assembly.
5. Do not assemble when tired or when under the influence of alcohol, drugs or medication.
6. The product capabilities apply to properly and completely assembled products only.
7. Assemble on a flat, level, hard and smooth surface capable of safely supporting the Kids Tables & Chairs.
8. For additional information regarding the parts listed in the following pages, please refer to the Assembly Diagram of this manual. Unwrap and separate all parts in a clean work area.

Use precautions

1. DO NOT SIT OR STAND ON THIS ITEM.
2. This product is not a toy. Do not allow children to play with or near this item.
3. Do not exceed weight capacities.
4. Use only on a flat, level, hard and smooth surface capable of safely supporting a fully loaded the Kids Tables & Chairs.
5. Use as intended only.
6. Inspect before every use; do not use if parts are loose or damaged.

SAVE THIS MANUAL

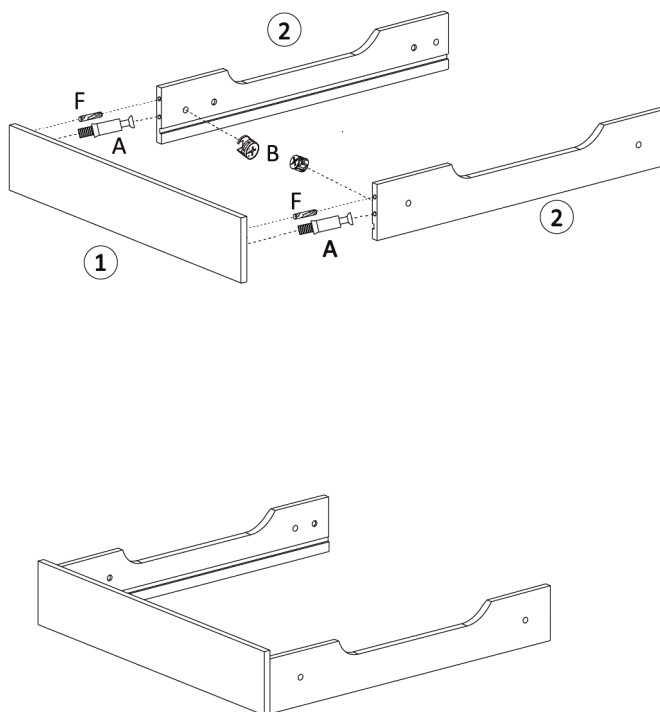
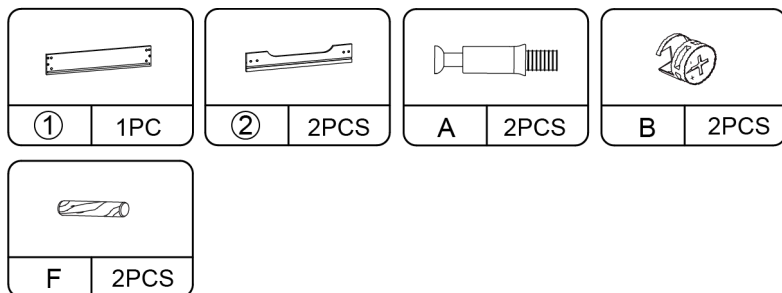
PARTS LIST

 590x110x12MM ① 2PCS	 590x110x12MM ② 2PCS	 600x575x5MM ③ 1PC	 505x80x12MM ④ 1PC
 590x80x12MM ⑤ 2PCS	 480x100x12MM ⑥ 2PCS	 480x100x12MM ⑦ 2PCS	 588x588x12MM ⑧ 1PC
 530x300x12MM ⑨ 2PCS	 530x300x12MM ⑩ 2PCS	 260x120x12MM ⑪ 2PCS	 270x260x12MM ⑫ 2PCS
 260x260x9MM ⑬ 2PCS	 260x42x12MM ⑭ 4PCS	 260x32x9MM ⑮ 2PCS	 260x240x120MM ⑯ 2PCS
 250x230x9MM ⑰ 2PCS	 $\Phi 6 \times 38 \text{MM}$ A 4PCS	 $\Phi 12 \times 10 \text{MM}$ B 4PCS	 $\Phi 6 \times 40 \text{MM}$ C 26PCS
 $\Phi 10 \times 10 \text{MM}$ D 26PCS	 $\Phi 6 \times 16 \text{MM}$ E 4PCS	 $\Phi 6 \times 25 \text{MM}$ F 18PCS	 $\Phi 5 \times 25 \text{MM}$ G 12PCS
 $\Phi 4 \times 25 \text{MM}$ H 14PCS	 I 1 PC		

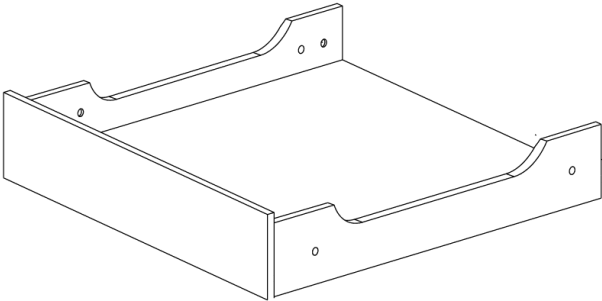
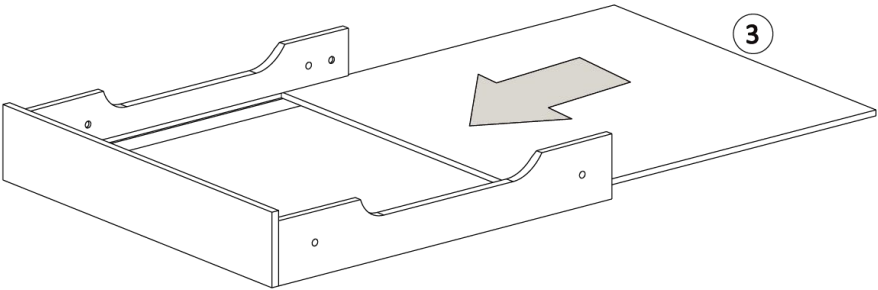
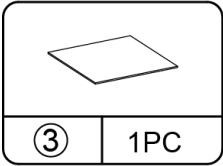
INSTRUCTIONS

 Check the package contents before getting started !


STEP 1





STEP 2




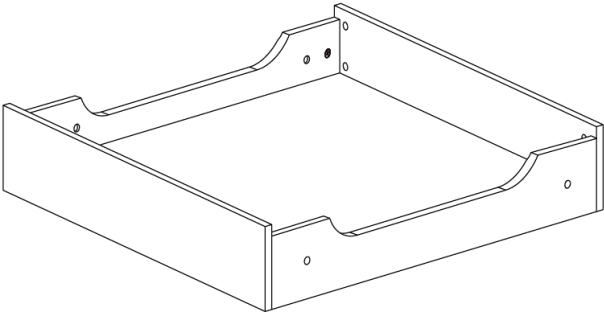
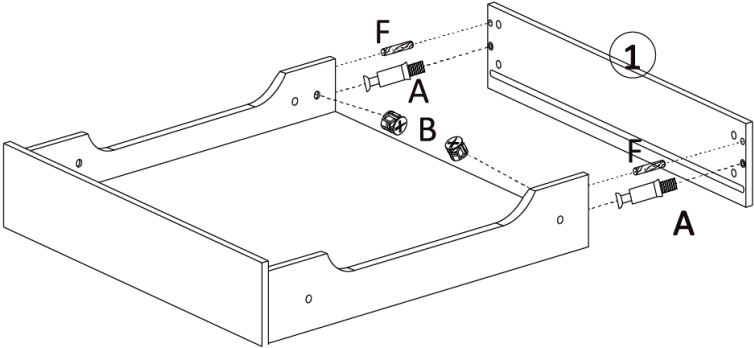
STEP 3

	
①	1PC


	
A	2PCS

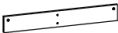
	
B	2PCS


	
F	2PCS





STEP 4

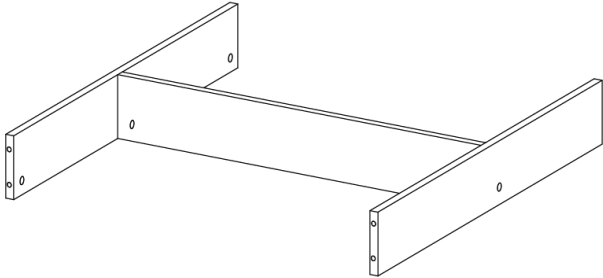
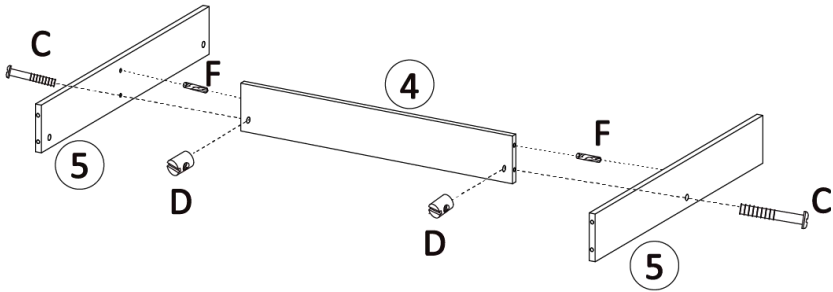
	
④	1PC

	
⑤	2PCS

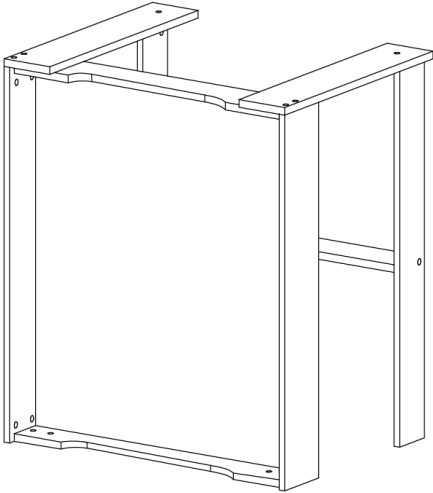
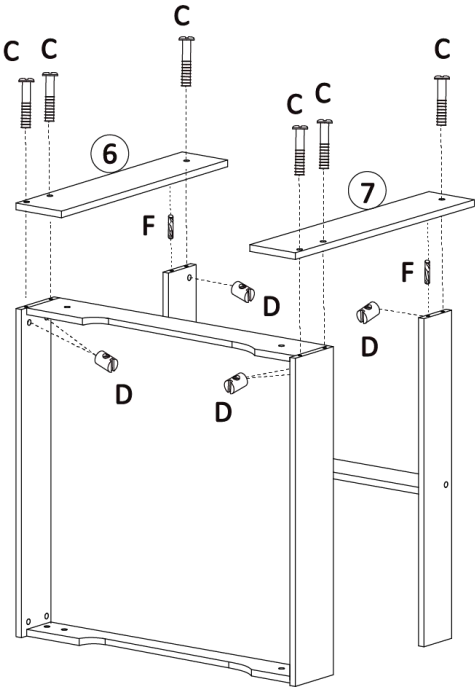
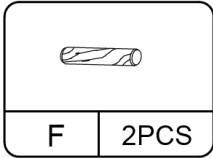
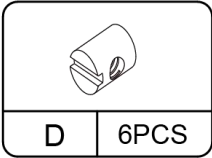
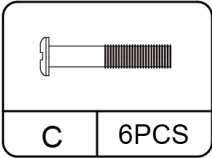
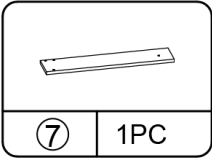
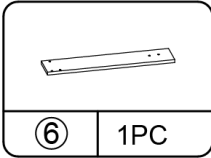
	
C	2PCS

	
D	2PCS

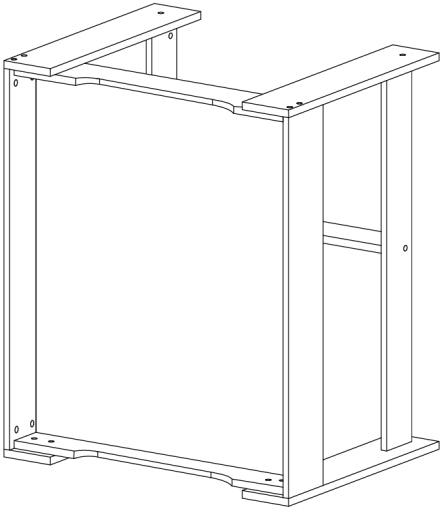
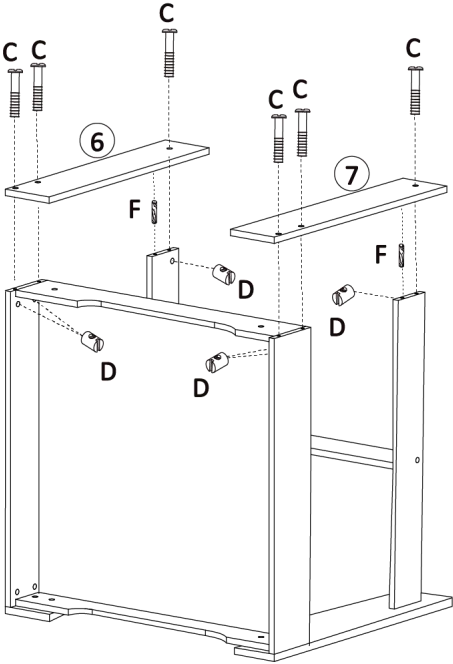
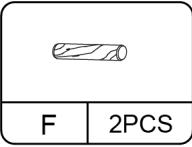
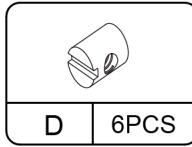
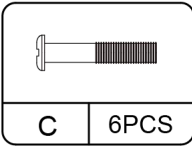
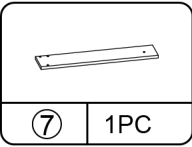
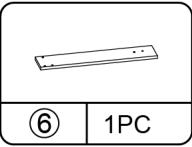
	
F	2PCS



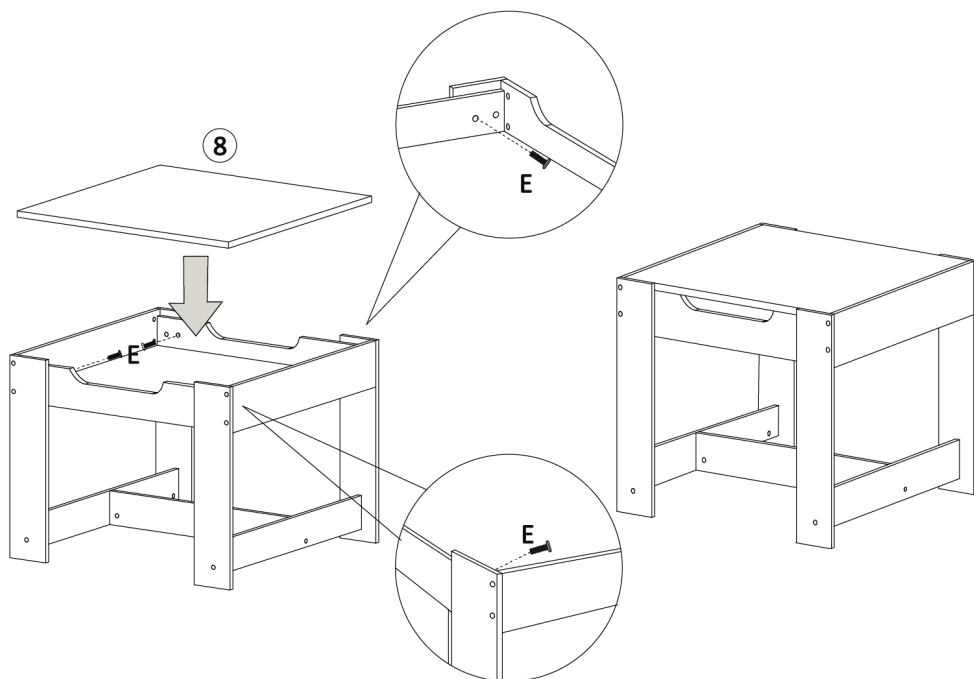
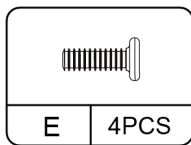
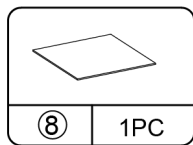
STEP 5



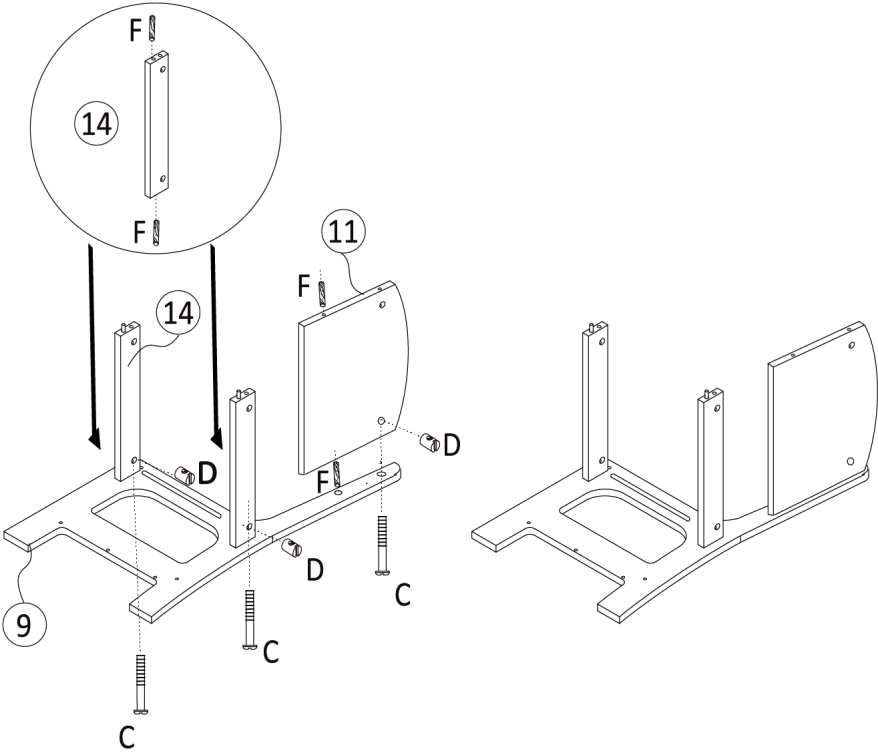
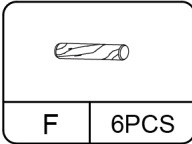
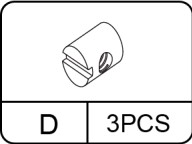
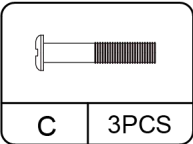
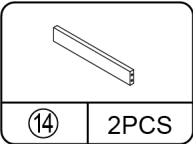
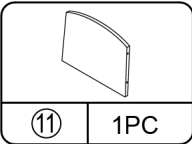
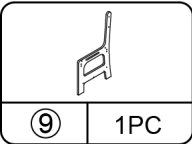
STEP 6



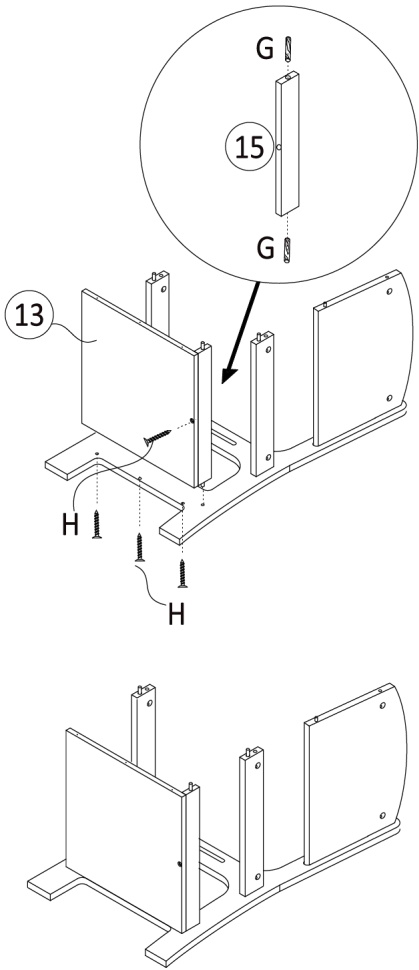
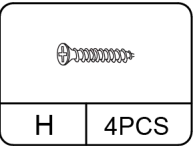
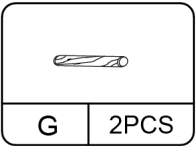
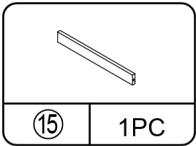
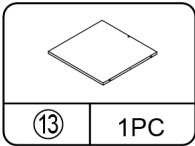
STEP 7



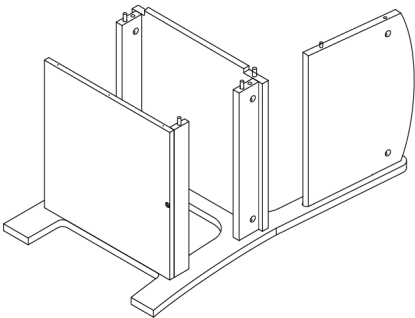
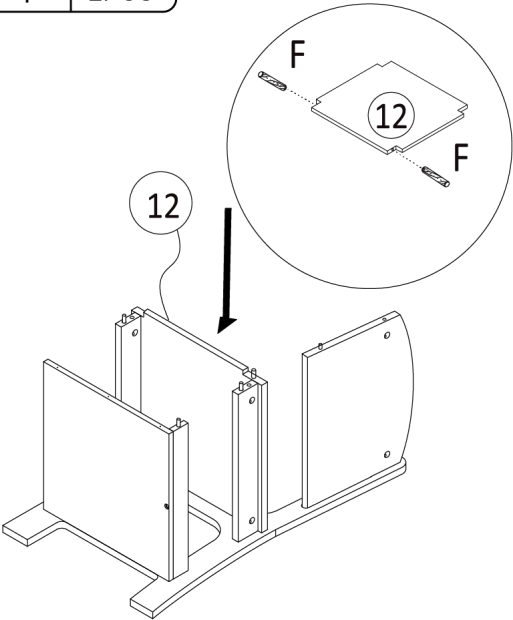
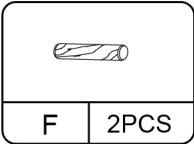
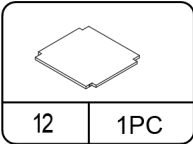
STEP 8







STEP 9

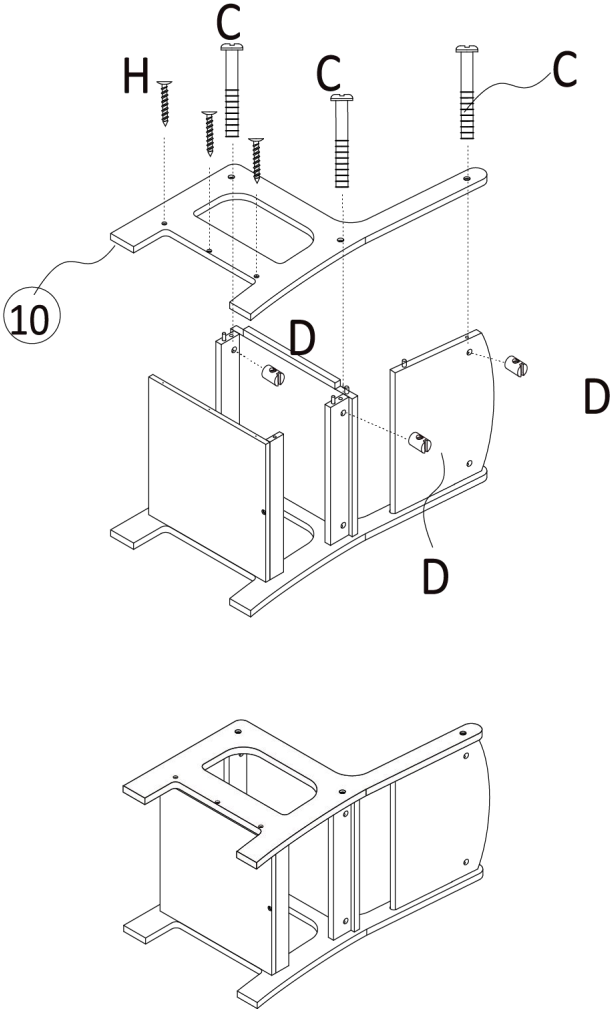


STEP 10

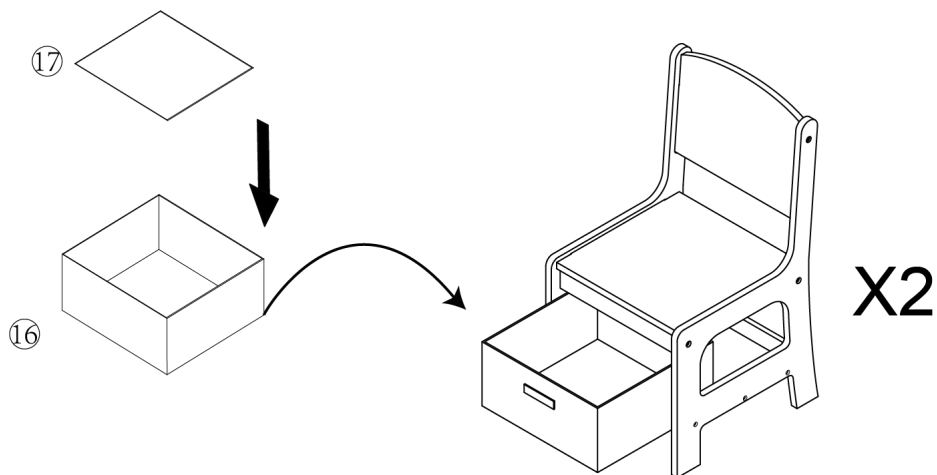
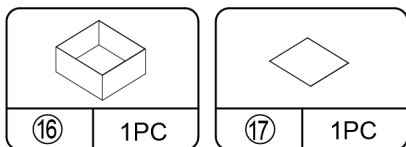


STEP 11

							
10	1PC	C	3PCS	D	3PCS	H	3PC

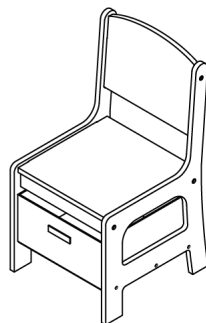
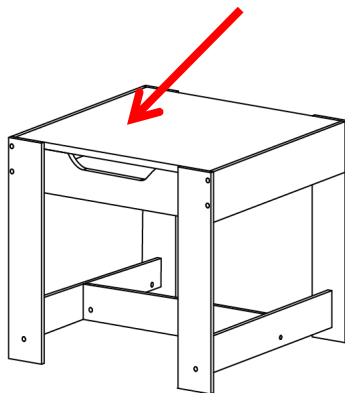
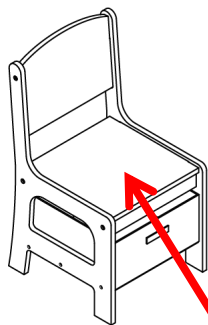


STEP 12



COMPLETION

20kg, Even Distribution



50kg, Even Distribution

PRODUCT PARAMETER

Model	TF5601
Safe Loading Weight	Table: 20kg Chair: 50kg
Product Size	Table: 610*610*483mm Chair: 300*290*530mm
Net Weight	17.75 kg

Address: Baoshanqu Shuangchenglu 803long 11hao 1602A-1609shi
Shanghai

Imported to AUS: SIHAO PTY LTD, 1 ROKEVA STREETEASTWOOD
NSW 2122 Australia

Imported to USA: Sanven Technology Ltd.Suite 250, 9166 Anaheim Place,
Rancho Cucamonga, CA 91730



SHUNSHUN GmbH
Römeräcker 9 Z2021,76351
Linkenheim-Hochstetten,Germ



Pooledas Group Ltd
Unit 5 Albert Edward House, The
Pavilions Preston, United Kingdom

Made In China

VEVOR[®]

TOUGH TOOLS, HALF PRICE

Technical Support and E-Warranty Certificate

www.vevor.com/support