

# **VEVOR<sup>®</sup>**

**TOUGH TOOLS, HALF PRICE**

Technical Support and E-Warranty Certificate [www.vevor.com/support](http://www.vevor.com/support)

## **WELDING CURTAIN**

**MODEL:XU-2307/XU-2316/XU-2314/XU-2315/XU-2318/  
XU-2317/XU-2310/XU-2308/XU-2309/XU-2312/XU-2311/  
XU-2313/XU-2319/XU-2320**


We continue to be committed to provide you tools with competitive price. "Save Half", "Half Price" or any other similar expressions used by us only represents an estimate of savings you might benefit from buying certain tools with us compared to the major top brands and does not necessarily mean to cover all categories of tools offered by us. You are kindly reminded to verify carefully when you are placing an order with us if you are actually saving half in comparison with the top major brands.

# VEVOR<sup>®</sup>

TOUGH TOOLS, HALF PRICE

## WELDING CURTAIN

MODEL: XU-2307/XU-2316/XU-2314/XU-2315/XU-2318/XU-2317/XU-2310/XU-2308/XU-2309/XU-2312/XU-2311/XU-2313/XU-2319/XU-2320



### NEED HELP? CONTACT US!

Have product questions? Need technical support? Please feel free to contact us:

**Technical Support and E-Warranty Certificate**  
**[www.vevor.com/support](http://www.vevor.com/support)**

This is the original instruction, please read all manual instructions carefully before operating. VEVOR reserves a clear interpretation of our user manual. The appearance of the product shall be subject to the product you received. Please forgive us that we won't inform you again if there are any technology or software updates on our product.

# SAFETY INSTRUCTIONS

## WARNING:

Read this material before using this product. Failure to do so can result in serious injury.

### Assembly precautions

1. Assemble only according to these instructions. Improper assembly can create hazards.
2. In order to ensure your own safety, please make sure to ANSI-approved safety goggles and heavy-duty work gloves when installing this product.
3. Keep the assembly area clean and well lit.
4. Keep bystanders out of the area during assembly.
5. Do not assemble when tired or when under the influence of alcohol, drugs or medication.
6. Product capabilities apply to properly and completely assembled product only.
7. Assemble on a flat, level, hard and smooth surface capable of safely supporting a fully loaded Welding Curtain.

### Use precautions

#### TO PREVENT SERIOUS INJURY AND DEATH FROM TIPPING:

##### 1. DO NOT SIT OR STAND ON THIS ITEM.

2. This product is not a toy. Do not allow children to play with or near this item. Please keep small spare parts out of children's reach.
3. Use only on a flat, level, hard and smooth surface capable of safely supporting a fully loaded Welding Curtain.
4. Use as intended only.
5. Inspect before every use; do not use if parts are loose or damaged.
6. We recommend 2 or more people to install.
7. Keep away from sharp points, blades and other items, so as not to scratch the product.

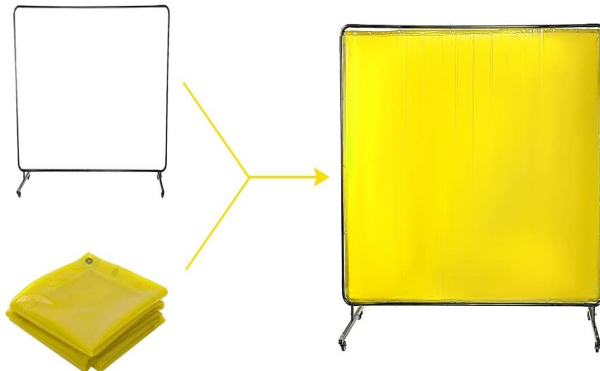
## SAVE THESE INSTRUCTIONS

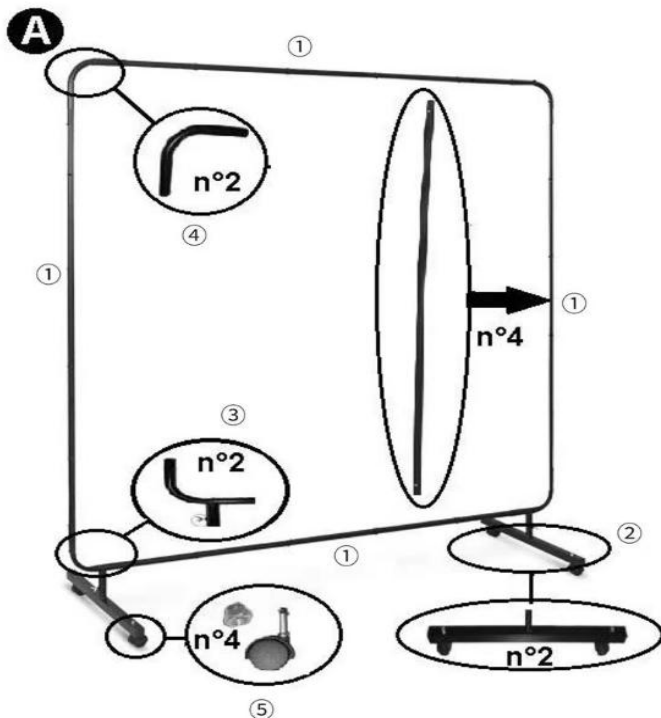
## SPECIFICATIONS

Model	XU-2307	XU-2316	XU-2314	XU-2315	XU-2318	XU-2317
Color	Red	Green	Red	Yellow	Yellow	Red
Size	6'X6'	6'X6'	6'X6'	6'X6'	6'X8'	6'X8'
Panel	1	3	3	3	3	3
Material	Flame-resistant Vinyl					
With Frame	✘	✓	✓	✓	✓	✓
Window	✘	✘	✘	✘	✘	✘

Model	XU-2310	XU-2308	XU-2309	XU-2312	XU-2311	XU-2313	XU-2319	XU-2320
Color	Green	Red	Yellow	Yellow	Red	Green	Red	Yellow
Size	6'X6'	6'X6'	6'X6'	6'X8'	6'X8'	6'X8'	6'X8'	6'X8'
Panel	1	1	1	1	1	1	1	1
Material	Flame-resistant Vinyl							
With Frame	✓	✓	✓	✓	✓	✓	✓	✓
Window	✘	✘	✘	✘	✘	✘	✓	✓

## Components

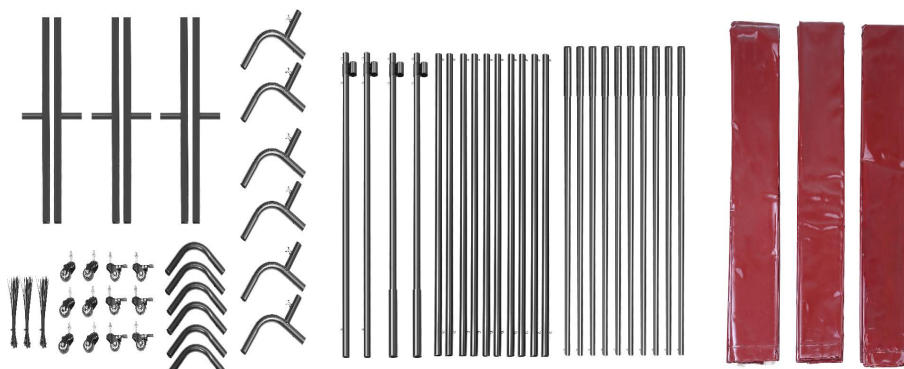




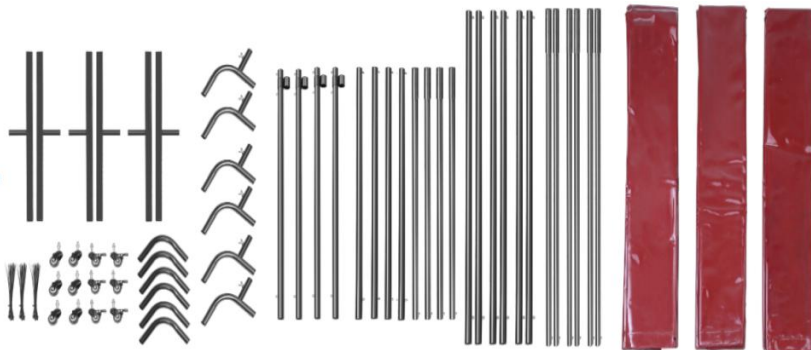
Notice:

1. Pay attention to the correct use of screw specifications according to the instruction manual.
2. Please wear gloves when installing.

### XU-2316/XU-2314/XU-2315



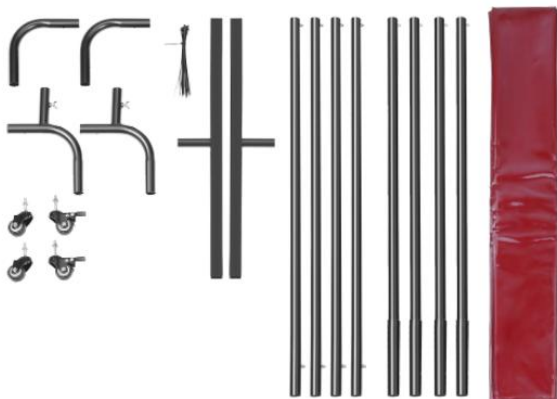
**XU-2318/XU-2317**



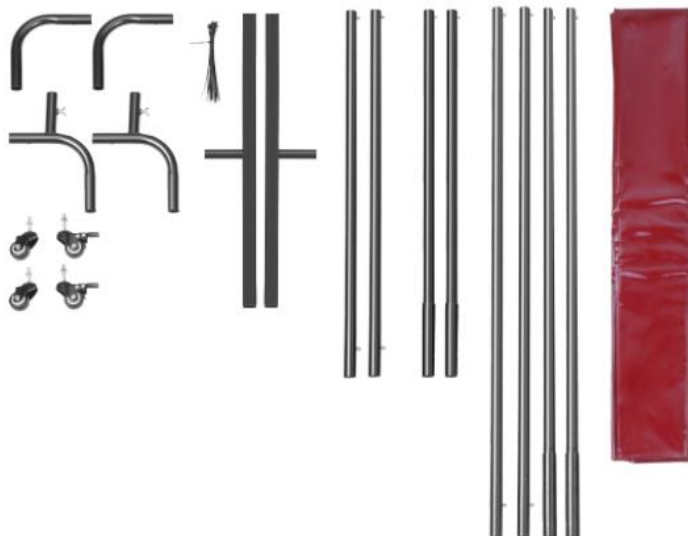
**XU-2319/XU-2320**



**XU-2310/  
XU-2308/XU-2309**



## XU-2312/XU-2311/XU-2313



**Address:** Baoshanqu Shuangchenglu 803long 11hao 1602A-1609shi Shanghai

**Imported to AUS:** SIHAO PTY LTD. 1 ROKEVA STREETEASTWOOD NSW 2122  
Australia

**Imported to USA:** Sanven Technology Ltd. Suite 250, 9166 Anaheim Place,  
Rancho Cucamonga, CA 91730

<b>UK</b>	<b>REP</b>
-----------	------------

Pooledas Group Ltd  
Unit 5 Albert Edward House, The Pavilions  
Preston, United Kingdom

<b>EC</b>	<b>REP</b>
-----------	------------

SHUNSHUN GmbH  
Römeräcker 9 Z2021, 76351  
Linkenheim-Hochstetten, Germany

**Made In China**

**VEVOR<sup>®</sup>**

**TOUGH TOOLS, HALF PRICE**

**Technical Support and E-Warranty Certificate**

**[www.vevor.com/support](http://www.vevor.com/support)**